

**TRUING-UP OF FY 2013-14
AND
ANNUAL REVENUE REQUIREMENT FOR
FY 2016-17
(REPLY ON PRELIMINARY INFORMATION
REQUIREMENT/DISCREPANCIES IN THE PETITION)**



Paschimanchal Vidyut Vitaran Nigam Ltd.

MEERUT DisCom

March 2016

January 29, 2016

Paschimanchal Vidyut Vitaran Nigam Limited (PVVNL) Truing -Up of FY 2013-14 and Annual Revenue Requirement for FY 2016-17

Preliminary Information Requirement / Discrepancies in the Petition

Note:

- 1) Petitioner should submit the replies in soft copy and hard copy. (5 Nos.)
- 2) All the letters/correspondence / annexures should be submitted in scanned PDF copies.
- 3) In case any submission has already been made to the Commission earlier, the same should be re-submitted to make it part of the present proceedings.

A. General

1. Tariff Formats for (i) True Up of FY 2013-14 & (ii) ARR/ Tariff for FY 2016-17

- a. It has been observed that there are certain forms specified in the Distribution Tariff Regulations, 2006 which the Petitioner has not submitted. Further, some of the formats submitted by the Petitioner along with the Petition are either not filled completely or some of the cells are left unfilled with only totals entered in the respective cells. The Petitioner should provide the details as prescribed in the formats in line with the Distribution Tariff Regulations, 2006. The missing or incomplete Forms are listed below:

True up of FY 2013-14 and ARR/Tariff for FY 2016-17

Form No.	Particulars	
S2	Balance Sheet	
S3	Cash flow statement	
S8	Energy Balance	
S10	Accounting Ratios	
F1	Revenue from Tariff and Charges	
F4	Summary of Own Generation & Power Purchase	
F4a	Monthly Power Purchase Details	
F6	Employee Strength	
F6b	Retirement Pattern	
F8	Statement of Fixed Assets and Depreciation	
F9a	Domestic loans, bonds and financial leasing	
F16	Project-wise / Scheme-wise Capital Expenditure	
F19	Current Assets and Liabilities	
T1	Existing & Proposed Tariff	✓
T2	Revenue from Current Tariffs in Ensuing Year	✓
T3	Revenues at Proposed Tariffs for the Ensuing Year	✓

Form No.	Particulars	
P1	Age wise Analysis of Revenue Arrears	
P1a	Age wise Analysis of Revenue Arrears of Government	
P2	T&D Losses in LT and HT Systems	
P2a	Losses in 33 KV system	
P2b	Losses in 11 KV system	
P2c	Losses in LT system	
P3	Consumer Complaint	
P4	Voltage Profile	
P5	Transformer and Line Length Details	
P6	Abstract of outages due to tripping in HT feeders	
P7	Failure of Transformers	
P8	Billing Periodicity	
P9	Electrical Accidents	
P10	Peak Demand	
P11	Management and operation related ratios	
P12	Debt Restructuring	
P13	Release of New Service Connection	
P14	Status of Metering	

Licensee's Response:

The Petitioner humbly submits that out of the list, the ticket forms are provided in soft copy in compact disk attached herewith. For the remaining forms petitioner seeks some more time.

- b. Petitioner should submit the complete filled in formats from FY 2013-14 till FY 2016-17.

Licensee's Response:

The Petitioner seeks some more time to respond to this query.


B. Truing-up for FY 2013-14

2. UPPCL CAG Report

The Petitioner should submit the Audited accounts of UPPCL for FY 2013-14 along with the supplementary audit report of CAG to make it the part of current proceedings. Petitioner should also submit the provisional accounts of UPPCL for FY 2014-15.

Licensee's Response

The audited accounts for FY 2013-14 of UPPCL along with the supplementary audit report of CAG and provisional accounts for FY 2014-15 are hereby annexed marked as "Annexure-1".


Chief Engineer (R.A.U.)
UPPCL, Shakti Bhawan Extn.
14-Ashok Marg, Lucknow.

3. Power Purchase


- a. With regard to the power purchase cost the Petitioner has submitted that, it has calculated the allowable power purchase input at Discom end by grossing up the actual energy sales by the approved Distribution loss target or actual Distribution losses, whichever is lower and thereafter, the allowable power purchase input has been multiplied by the Trued-up Bulk Supply Rate to derive the allowable power purchase cost for FY 2013-14. However, in Table 2-2of the Petition the actual energy received at Discom end is mentioned to be 77,586.12 MUs whereas the Petitioner has considered 79,820.83 MUs for grossing up with approved transmission loss of 5.26% to reach at actual power purchase level of 84,251.84 MUs. In this regard, the Petitioner should submit the revised power purchase cost based on the approach adopted by the Commission in the last Tariff Order and as stated by the Petitioner in its approach for claiming power purchase cost for FY 2013-14.

Licensee's Response

The Petitioner humbly submits that the revised power purchase cost and calculation of revised bulk supply tariff based on the approach adopted by the Commission in the last Tariff Order dated 18th June, 2015. Further the Petitioner humbly submits that there is substantial rise in actual transmission loss level for FY 2013-14 is due to increase in Inter-State transmission losses. The actual Inter-State transmission losses approved for FY 2013-14 were 1.65% against which the actual inter-state transmission losses for FY 2013-14 is 3.67%.

In this regard Petitioner further requests the Hon'ble Commission to kindly approve the additional power purchase quantum due to increase in Inter-State transmission losses, as the same is beyond the control of the Petitioner, while approving the revised Bulk Supply Tariff. Accordingly the Petitioner has worked out the revised Bulk Supply Tariff for the purpose of truing –up for FY 2013-14 as depicted in the table below..

Particulars	Unit	Approved	Actuals	True-up Petition
Power Purchase	MU	84,632.00	84,251.84	83,871.72
Inter-State Transmission Losses	MU	1,397.00	3,344.80	3,329.71
Inter-State Transmission Losses	%	1.65%	3.97%	3.97%
Intra-State Transmission Losses	MU	3,054.00	3,320.92	80,542.01
Intra-State Transmission Losses	%	3.67%	4.10%	3.67%
Energy available at Discom End	MU	80,181.00	77,586.12	77,586.12
Power Purchase Cost (including PGCIL charges)	Rs Crore	31,456.00	33,233.64	33,083.70
Power Purchase Cost per unit	Rs/kWh	3.72	3.94	3.94
O&M Expenses of UPPCL	Rs Crore			157.71
Allowable Power Purchase Cost at Discom end	Rs Crore			33,241.40
Power Purchase Cost per unit at Discom end (BST)	Rs/kWh			4.284


3
Chief Engineer (R.A.W.)
UPPCL, Shakti Bhawan Extn,
14-Ashok Marg, Lucknow.

Deficiency Note on PVVNL's Petition for Truing-up of FY 2013-14 and ARR/Tariff for FY 2016-17

Further in line with the approach adopted by the Commission in the last Tariff Order dated 18th June, 2015, the Petitioner has also included the O&M expenses incurred by UPPCL for procuring the power for the Discoms. Accordingly such O&M expense for the purpose of Truing up has been considered as a part of Bulk Supply Tariff.

b. The Commission in its Tariff Order dated June 18, 2015 had given the following direction.

"Thus, in order to have greater clarity the Commission directs the Licensees that, from FY 2013-14 onwards it should clearly depict the total power purchase cost incurred at UPPCL level based on actual power purchase cost, total power purchase cost billed by the UPPCL to the Distribution Licensees and power cost payable to UPPCL in its true-up petitions for future years."

Accordingly the Petitioner should submit the above mentioned details as directed by the Commission for FY 2013-14.

Licensee's Response

The Petitioner humbly submits the required data in the following tables

Particulars	Amount (Rs. Crore)
Power Purchase Cost	31,956.62
PGCIL Charges	1,277.02
Total Power Purchase Cost incurred at UPPCL Level	33,233.64

Particulars	Amount (Rs. Crore)
DVVNL	7,980.02
MVVNL	6,693.04
PVVNL	11,374.21
PuVVNL	7,966.35
KESCO	1,663.59
Total Power purchase cost billed by the UPPCL to the Distribution Licensees	35,677.21

Particulars	Sales (MU)	Minimum of Target and Actual Distribution Losses	Allowable Power Purchase (MU)	Trued-up Bulk Supply Tariff (Rs./kWh)	Power Purchase Payable to UPPCL on Truing -up (Rs. Crore)
DVVNL	13,148.05	28.00%	18,260.56	4.284	7,823.65
MVVNL	10,710.70	23.00%	13,910.39	4.284	5,959.84

Deficiency Note on PVVNL's Petition for Truing-up of FY 2013-14 and ARR/Tariff for FY 2016-17

Particulars	Sales (MU)	Minimum of Target and Actual Distribution Losses	Allowable Power Purchase (MU)	Trued-up Bulk Supply Tariff (Rs./kWh)	Power Purchase Payable to UPPCL on Truing-up (Rs. Crore)
PVVNL	18,536.64	23.00%	24,073.59	4.284	10,314.22
PuVVNL	12,742.52	22.00%	16,336.08	4.284	6,999.12
KESCO	2,458.09	23.00%	3,192.33	4.284	1,367.74
Total power cost payable to UPPCL in its true-up petitions for future years					32,464.56

- c. Petitioner should submit the actual Distribution losses and Sales at UPPCL level for FY 2013-14.

Licensee's Response

The Petitioner humbly submits that the actual distribution losses and sales at UPPCL level has already been submitted before the Hon'ble Commission forming part of the True-up Petition. The Petitioner in table 2-2 of the True-up petition for FY 2013-14 has clearly mentioned the total power purchase, total units sold to discosms and total distribution losses at UPPCL level. The same is been reproduced for the kind reference of the Hon'ble commission:

Particulars	Unit	Approved	Actuals
Power Purchase	MU	84,632.00	84,251.84
Transmission Loss	MU	4,451.00	6,665.72
Transmission Loss	%	5.26%	7.91%
Energy available at Discom End	MU	80,181.00	77,586.12

The above figures are as per the Balance Sheet of UPPCL for FY 2013-14 and can be verified from notes to accounts forming annexure to the Balance Sheet. The audited accounts for FY 2013-14 of UPPCL along with the supplementary audit report of CAG and provisional accounts for FY 2014-15 are hereby annexed marked as "Annexure-1".

- d. As regard the detailed analysis of the losses, the Petitioner should submit the Circle wise AT&C Losses for last six years as per the enclosed **Annexure -1** Circle wise losses, thereby grossing them up to Discom level. Thus, the Petitioner should submit the same in the format as specified by the Commission, for the proceedings in the matter of ARR / Tariff for FY 2016-17.

Licensee's Response:

It is humbly submitted that the circle wise AT&C losses, are not maintained at the circle level in the particular format issued by the Hon'ble Commission. However the circle wise AT&C losses

Deficiency Note on PVVNL's Petition for Truing-up of FY 2013-14 and ARR/Tariff for FY 2016-17

for FY 2013-14, 2014-15 and 2015-16 (upto November) are enclosed herewith marked as "Annexure-2".

- e. The Petitioner should submit the detailed break-up the energy procured from short term sources and unscheduled interchange (UI) along with the power purchase rates for FY 2013-14. In case the Petitioner is not able to submit the above data, the Commission may disallow the related Power Purchase Cost.

Licensee's Response:

The detailed break-up of the energy procured from short term sources and unscheduled interchange (UI) along with the power purchase rates is hereby annexed marked as "Annexure-3".

- f. As regard to the Inter State and Intra State Transmission Losses for FY 2013-14 the Petitioner has claimed transmission losses at consolidated level as 5.26% against the actual loss of 7.91%. In this regard, the Petitioner should submit the breakup of Inter-State transmission losses and Intra-State transmission loss (claimed in Petition as well as actual) for FY 2013-14. The Petitioner should also submit reason for such a rise in actual loss level for FY 2013-14 over the past years.


Licensee's Response

The Petitioner humbly submits that the details of the Intra-State transmission losses for FY 2013-14 are provided in the table below:

Particulars	FY 14
Inter-State transmission losses (%)	3.97%
Intra-State transmission losses (%)	4.10%

Further in regard with the Commission's query reason for such a rise in actual loss level for FY 2013-14, the Petitioner humbly submits that the same is due to increase in Inter-State transmission losses. The actual Inter-State transmission losses for FY 2012-13 were 1.17%, against which the losses for FY 2013-14 have been recorded at 3.97%. The actual Intra-State transmission losses for FY 2012-13 were 4.08%, against which the losses for FY 2013-14 have been recorded at 4.10%.

In this regard Petitioner further requests the Hon'ble Commission to kindly approve the additional power purchase quantum while approving the revised Bulk Supply Tariff, due to increase in Inter-State transmission losses, as the same is beyond the control of the Petitioner.


Chief Engineer (R.A.O.)
UPPCL, Shakti Bhawan Bldg.
14-Ashok Marg, Lucknow,
6

Particulars	Unit	Approved	Actuals	True-up Petition
Power Purchase	MU	84,632.00	84,251.84	83,871.72
Inter-State Transmission Losses	MU	1,397.00	3,344.80	3,329.71
Inter-State Transmission Losses	%	1.65%	3.97%	3.97%
Intra-State Transmission Losses	MU	3,054.00	3,320.92	80,542.01
Intra-State Transmission Losses	%	3.67%	4.10%	3.67%
Energy available at Discom End	MU	80,181.00	77,586.12	77,586.12
Power Purchase Cost (including PGCIL charges)	Rs Crore	31,456.00	33,233.64	33,083.70
Power Purchase Cost per unit	Rs/kWh	3.72	3.94	3.94
O&M Expenses of UPPCL	Rs Crore			157.71
Allowable Power Purchase Cost at Discom end	Rs Crore			33,241.40
Power Purchase Cost per unit at Discom end (BST)	Rs/kWh			4.284

- g. The Petitioner in its Petition has submitted the Power Purchase Cost (including PGCIL charges) (Table 2-2 of Petition) and not submitted the bifurcated details of power purchase cost and PGCIL charges. In this regard, the Petitioner should submit the segregated details of PGCIL charges and power purchase cost for FY 2013-14.

Licensee's Response

As desired the breakup of PGCIL charges and power purchase cost for FY 2013-14 is detailed as below:

Particulars	Amount (Rs. Crore)
Power Purchase Cost	31,956.62
PGCIL Charges	1,277.02
Total Power Purchase Cost incurred at UPPCL level	33,233.64

The above figures are as per the audited balance sheet (Note-21) of UPPCL for FY 2013-14.

- h. The Petitioner should submit source wise actual power purchase quantum and power purchase cost (with break up for fixed charges, energy charges and other charges for FY 2013-14 at UPPCL level.

Licensee's Response:

The Petitioner hereby submits that source wise actual power purchase quantum and power purchase cost (with break up for fixed charges, energy charges and other charges for FY 2013-14 at UPPCL level has already been submitted with the Hon'ble Commission at the time of submitting the data gap replies in respect with the ARR Petition for 2015-16. However the

petitioner hereby re-submits the same for kind consideration of the Hon'ble Commission. The details are hereby annexed marked as "Annexure-4".

4. O&M Expense

- a. Petitioner in its True up Petition for FY 2013-14 have claimed the actual O&M Expenses as per the audited accounts. Petitioner should also submit the normative O&M Expenses as per the Regulation 4.3 of the Distribution Tariff Regulations, 2006.

Licensee's Response

The normative O&M Expenses as per the Regulation 4.3 of the Distribution Tariff Regulations, 2006 is been calculated considering the following methodology, which has also been considered by the Hon'ble Commission in its previous True-up Orders:

- The inflation index for FY 2013-14 is calculated based on the weighted average index of WPI and CPI
- The normative O&M expenses for FY 2012-13 as approved by the Hon'ble Commission in its previous True-up Order have been escalated using the inflation index of FY 2013-14 to arrive at the normative O&M Expenses for FY 2013-14
- Further, in addition to the normative O&M expenses based on inflation, the Distribution Tariff Regulations, 2006 provide for incremental O&M expenses at 2.5 % on addition to asset during the previous year

Particulars	FY 2012-13 (Normative as per True-up Order dtd 18.06.2015)	FY 2013-14 (True-Up Petition)	FY 2013-14 (Normative)
Employee Expenses			
Employee Cost and Provisions	377.11	392.24	406.12
Incremental Employee Expenses @ 2.5%			10.27
Gross Employee Expenses	377.11	392.24	416.40
Expenses Capitalised	136.83	141.86	141.86
Net Employee Expenses	240.28	250.39	274.54
A&G Expenses			
Admin & Gen Expenses	48.21	79.51	51.92

Deficiency Note on PVVNL's Petition for Truing-up of FY 2013-14 and ARR/Tariff for FY 2016-17

Particulars	FY 2012-13 (Normative as per True-up Order dtd 18.06.2015)	FY 2013-14 (True-Up Petition)	FY 2013-14 (Normative)
Incremental Admin & Gen Expenses @ 2.5%			1.31
Gross Admin & Gen Expenses	48.21	79.51	53.23
Expenses Capitalised	12.57	22.44	22.44
Net Admin & Gen Expenses	35.64	57.08	30.80
R&M Expenses			
Repair & Maintenance Expenditure	156.90	207.52	168.97
Incremental R&M Expenses @ 2.5%			4.27
Gross Repair & Maintenance Expenses	156.90	207.52	173.25
Gross O&M Expenses	582.22	679.28	642.88
Expenses Capitalised	149.40	164.29	164.29
Net O&M Expenses	432.82	514.98	478.58

- b. The Petitioner should also compute the efficiency gain (if any) based on the normative O&M Expenses of FY 2013-14, as per the Distribution Tariff Regulations, 2006 and the approach adopted by the Commission in its earlier Tariff Orders.

Licensee's Response

The efficiency gain based on the approach adopted by the Commission is provided as per the table below:

Particulars	FY 2013-14 (As per Order dtd 31.05.2013)	FY 2013-14 (True-Up Petition)	FY 2013-14 (Normative)
Gross O&M Expenses	626.30	679.28	642.88
Expenses Capitalised	68.48	164.29	164.29
Net O&M Expenses	557.82	514.98	478.58
Efficiency Gains (50%)			39.62

Chief Engineer (R.A.U.)
UPPL, Shakti-Bhawan Etna.
14-Ashok Marg, Lucknow.

- c. As regards the O&M expenses the Petitioner should clarify whether the CGRF expenses have been included in O&M expenses claimed for FY 2013-14. Petitioner should submit the details of CGRF expenses separately for FY 2013-14.

Licensee's Response

The CGRF expenses are part of the O&M expenses being claimed by the licensee. Currently such expenses are not separately accounted for. Hence the details of such expenses are not available with the licensee. However, it is prayed that the Hon'ble Commission may allow an adhoc allowance towards the CGRF expenses considering the remuneration norms and associated costs in the CGRF framework approved by the Hon'ble Commission.

5. Capital Investment

- a. Petitioner in its True-up Petition has claimed the GFA addition as Rs. 1286.72 Crore for FY 2013-14. However, the Petitioner has not submitted the source of funding of such capitalisation. Petitioner should submit the detailed source-wise funding of the above mentioned GFA addition for FY 2013-14.

Licensee's Response

It is stated that the Hon'ble Commission in the true up order for FY 2008-09 to 2012-13 and ARR order for FY 2015-16 had considered a normative tariff approach wherein it had considered a normative gearing of 70:30.

Considering this approach, 70% of the capital expenditure undertaken in any year was considered to be financed through loan and balance 30% has been considered to be financed through equity contributions. The portion of capital expenditure financed through consumer contributions, capital subsidies and grants was separated as the depreciation and interest thereon would not be charged to the consumers.

The licensee is agreeable to this normative approach approved by the Hon'ble Commission. No deviation in this approach has been sought by the licensee. The licensee has prepared the true up petition for FY 2013-14 based on this normative approach approved by the Hon'ble Commission.

- b. Petitioner has submitted that it has considered the interest rate of 12.48% for computing the interest expenses for FY 2013-14 which is as per the weighted average interest rate of the

licensee as per audited accounts. However, the computation of the same has not been submitted, the Petitioner should submit the detailed computation for arriving at the above considered rate of interest with due reconciliation with the audited accounts of FY 2013-14.

Licensee's Response

The Petitioner humbly submits that the weighted average interest rate depicted in the table 2-9 of the True-up Petition for FY 2013-14. Further the detailed computation for arriving at the interest rate of 12.48% is shown in the table below:

Particulars	Particulars	Reference	FY 2013-14
Opening Loan (Excluding Bank Short Term Loans)	Opening Loan	Balance Sheet	2,217.92
Closing Loan Balance (Excluding Bank Short Term Loans)	Closing Loan Balance	Balance Sheet	2,482.21
Average Loan Balance	Average Loan Balance		2350.07
Interest (Excluding Bond Interest and Finance Charges)	Interest	Profit & Loss A/c	293.31
Rate of Interest	Rate of Interest		12.48%

6. Interest on Working Capital

- a. Petitioner in its Petition has considered the rate of interest for computing the interest on working capital for FY 2013-14 as 12.50%. Petitioner should submit the basis for considering above rate of interest.

Licensee's Response

The Petitioner humbly submits that it has used the same rate of interest on working capital for true-up petition of FY 2013-14 as was approved in the tariff order for the relevant year.

- b. It has been observed that the actual Interest on Working Capital for FY 2013-14 is exorbitantly higher than the interest on working capital approved in the Tariff Order for FY 2012-13. The actual interest on Working capital submitted by the Licensee is Rs. 551.52 Crore as against approved interest on working capital of 138.98 Crore. In this regard, the Petitioner should submit the justification for the same.

Licensee's Response

The Petitioner humbly submits that it has claimed the interest on working capital as per the normative methodology prescribed by the Tariff Regulations and adopted by the Hon'ble

Deficiency Note on PVVNL's Petition for Truing-up of FY 2013-14 and ARR/Tariff for FY 2016-17

Commission in the previous true-up and tariff orders without imposing any additional burden on the consumers.

7. Consumer Security Deposit

- a. Petitioner in its petition has claimed the interest on consumer security deposit as Rs. 70.49 Crore. The Petitioner should submit the detailed computation of interest on consumer security for FY 2013-14 clearly indicating the opening balance, additions during the year and closing balance of the consumer security deposit.

Licensee's Response

The Petitioner humbly submits that the opening balance, additions during the year and closing balance of the consumer security deposit and interest thereon is provided in the table below:

Particulars	FY 2013-14 (Audited)
Opening Balance of Security Deposit	939.05
Additions during the Year	60.06
Closing Balance of Security Deposit	999.10
Interest on Consumer Security Deposit	70.49

- b. Petitioner should submit the rate of interest considered for payment of interest on consumer security deposit in FY 2013-14.


Licensee's Response

The Petitioner humbly submits that the interest on consumer security deposit claimed in the true-up petition is as per actual audited accounts for FY 2013-14

- c. Further, with regard to the payment of interest on consumer security deposit, the Petitioner should submit an undertaking that, it has paid all the dues pertaining to interest on consumer security deposit for FY 2013-14.

Licensee's Response

The Petitioner humbly submits that the interest on consumer security deposit is being paid as per the provisions of the Electricity Supply Code and the Tariff Orders issued by the Hon'ble Commission.


Chief Engineer (R.A.U.)
UPPCL, Shakti Bhawan Extn,
16-Ashok Marg, Lucknow.

8. Depreciation

- a. It has been observed that the Petitioner for the purpose of Truing-up has claimed the depreciation at the uniform depreciation rate of 7.84% based on the rate approved by the Commission in its Tariff Order for FY 2013-14. However, as per Regulation 4.9 (1) (b) of Distribution Tariff Regulations, 2006 states that the depreciation should be calculated annually at the rates specified in the Annexure – B of the mentioned Regulations. Petitioner should submit the justification for not considering the depreciation rates as mentioned in the Annexure-B (Depreciation Schedule) of the Regulations.

Licensee's Response

The Distribution Tariff Regulations provides for a depreciation rate of 7.84% in respect of lines and distribution system. Further, in the tariff order for FY 2013-14, the Hon'ble Commission had considered a weighted average depreciation rate of 7.84%.

Accordingly, the licensee has considered a weighted average depreciation rate of 7.84% for the truing up in respect of financial year 2013-14.

- b. Petitioner should submit the depreciation computation for FY 2013-14 considering depreciation rates prescribed in Annexure – B of Distribution Tariff Regulations, 2006.

Licensee's Response

The Distribution Tariff Regulations provides for a depreciation rate of 7.84% in respect of lines and distribution system. Further, in the tariff order for FY 2013-14, the Hon'ble Commission had considered a weighted average depreciation rate of 7.84%.

Accordingly, the licensee has considered a weighted average depreciation rate of 7.84% for the truing up in respect of financial year 2013-14. The detailed computation is provided in the table below:

Particulars	Opening GFA	Additions to GFA	Deductions to GFA	Closing GFA	Depreciation Rates considered	Allowable Depreciation
Land & Land Rights						
i) Unclassified	1.00	0.63	-	1.62		
ii) Freehold Land	-			-		-
Buildings	76.10	3.18	0.92	78.36	7.84%	6.05
Other Civil Works	-			-	7.84%	-
Plant & Machinery	1,400.98	830.53	654.84	1,576.67	7.84%	116.72

Deficiency Note on PVVNL's Petition for Truing-up of FY 2013-14 and ARR/Tariff for FY 2016-17

Particulars	Opening GFA	Additions to GFA	Deductions to GFA	Closing GFA	Depreciation Rates considered	Allowable Depreciation
Lines, Cable Network etc.	2,394.92	443.70	38.02	2,800.59	7.84%	203.66
Vehicles	0.26	0.18	0.12	0.32	7.84%	0.02
Furniture & Fixtures	9.80	4.37	5.01	9.16	7.84%	0.74
Office Equipments	7.32	4.15	0.04	11.42	7.84%	0.73
Jeep & Motor Car	-			-	7.84%	-
Assets taken over from the Licensee pending final valuation	-			-		-
Total	3,890.37	1,286.72	698.94	4,478.14		327.94
Fixed Asset as per Transfer Scheme	2,387.92			2,387.92	7.84%	187.21
GRAND TOTAL	6,278.29	1,286.72	698.94	6,866.06	7.84%	515.16

- c. Petitioner in its Petition has not submitted the Fixed Asset Register for FY 2013-14, Petitioner should submit the same at the earliest.


Licensee's Response

The Petitioner humbly submits that it has not been able to finalise the preparation of the FARs due to the huge backlog of previous financial years and due to the fact that the transfer scheme has still not been finalised. The Petitioner humbly requests that depreciation may be allowed to the petitioner based on the GFA balance as per audited accounts as it has been duly certified by the statutory auditors and by the CAG.

- d. Petitioner should confirm that the accumulated depreciation in FY 2013-14 is less than 90% of GFA for all assets, since assets cannot be depreciated beyond 90% of GFA in accordance with the U.P. Electricity Regulatory Commission (Terms and Conditions for Determination of Distribution Tariff) Regulation, 2006.

Licensee's Response

The licensee confirms that the depreciation in FY 2013-14 is less than 90% of GFA for all assets.


Chief Engineer (R.A.U.)
UPPCL, Shakti Bhawan Extn.
14-Ashok Marg, Lucknow.

9. Prior Period Expense

Petitioner in its Petitions has claimed the prior period expenses of Rs. 159.60 Crore for the purpose of Truing-up of FY 2013-14. As regard the same, the Commission in its Order dated October 1, 2014 has directed the Licensee to file a separate Petition for approval of prior period expenses / income for FY 2008-09 to FY 2011-12 which should clearly indicate the head wise and year wise bifurcation of prior period expenses / income clearly indicating the impact of such expenses or incomes on various ARR components and such impact should not exceed the normative expenses for any particular year. Petitioner should submit the relevant information for FY 2012-13 and FY 2013-14 as well.

Licensee's Response:

The Petitioner respectfully submits that the prior period expenses / incomes are recognised in the financial statements in compliance with the Accounting Standards (AS 5) (Revised) on 'Net Profit or Loss for the Period, Prior Period Items and Changes in Accounting Policies' which does not require year wise classification of prior period items. As there was no statutory requirement of classifying the prior period items with respect to the each year to which they pertain, such information was not specifically depicted in the audited accounts. Considering this the expenses and incomes which are omitted to be accounted for in one or more financial years are accounted for as and when such omissions or errors are detected. It is humbly submitted that the prior period expenses may be allowed as stated in the audited accounts which has also received the approval of the CAG.


10. Provision for bad and Doubtful Debts, Subsidy & Others

- a. The Petitioner should submit the details of the actual Bad and Doubtful debts written off during FY 2013-14 duly reconciled with the audited accounts.

Licensee's Response:

The Petitioner respectfully submits that the normative amount set aside as provision for bad and doubtful debts in FY 2013-14 is to the tune of Rs. 54.64 crore, being worked out as 2% of the closing balance of Trade Receivables.

- b. The Petitioner should submit the reconciliation of the amounts received towards consumer contributions, capital grants and subsidies in FY 2013-14 with the audited accounts of FY 2013-14.


Chief Engineer (R.A.W.)
UPPCL, Shakti Bhawan Estate
14 Ashok Marg, Lucknow.

Deficiency Note on PVVNL's Petition for Truing-up of FY 2013-14 and ARR/Tariff for FY 2016-17

Licensee's Response

The Petitioner humbly submits that the reconciliation of the amounts received towards consumer contributions, capital grants and subsidies in FY 2013-14 with the audited accounts of FY 2013-14 is detailed in the table below:

Particulars	FY 2013-14 (Audited)
Opening Balance of Consumer Contributions, Grants and Subsidies towards Cost of Capital Assets	1204.48
Additions during the year	203.02
Less: Amortisation	78.04
Closing Balance	1329.47

- c. Petitioner in its Petition has claimed the allocation of O&M of UPPCL for FY 2013-14 as Rs. 48.98 Crore. The Petitioner should submit the computation of arriving at the above mentioned amount of Rs. 48.98 Crore along with the supporting documents. Petitioner should also submit the breakup of the above amount in terms of Employee Expenses, A&G Expenses and R&M Expenses.

Licensee's Response

The Petitioner humbly submits that the detailed computation of arriving at of O&M of UPPCL for FY 2013-14 along with the breakup of the above amount in terms of Employee Expenses, A&G Expenses and R&M Expenses in shown in the table below:

Table: Computation of O&M Expenses of UPPCL for FY 2013-14

Particulars	Balance Sheet Note	FY 2013-14 (Audited)
Employee Benefit Expenses	Note No. 22	138.48
Administrative, General and Other Expenses	Note No. 25	19.23
Total O&M Expenses		157.71

Table: Allocation of O&M Expenses in the ratio of Input Energy

Particulars	DVVNL	MVVNL	PVVNL	PuVVNL	KESCO	NPCL	Total
Input energy	18,436.63	14,252.93	24,098.90	16,928.91	3,554.39	314.36	77,586.12
Total O&M Expenses – UPPCL							157.71
O&M	37.48	28.97	48.98	34.41	7.22	0.64	157.71

Deficiency Note on PVVNL's Petition for Truing-up of FY 2013-14 and ARR/Tariff for FY 2016-17

Further, it would be imperative to mention, that in line with the approach adopted by the Hon'ble Commission for approving the Bulk Supply Tariff in its last True-up Order for FY 2012-13, the Petitioner has also included the UPPCL O&M expenses as a part of Bulk Supply Tariff for the purpose of truing-up for FY 2013-14, as submitted in the reply to the Query 3(a) of this document.

- d. The Petitioner should submit the subcategory wise details of pending dues as prescribed in Form P1 and Form P1a of the formats of the Distribution Tariff Regulations, 2006.

Licensee's Response:

The Petitioner humbly submits that the current query is repetitive as the same format has already been sought in Query no. 1

- e. Petitioner has submitted the actual subsidy received from GoUP during FY 2013-14 as Rs. 1546.79 Crore. As regard the same, the Petitioner should submit the details of the subsidy utilised for various categories along with justification.

Licensee's Response

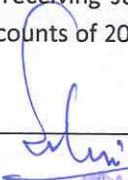
The Petitioner humbly submits that the detail of the subsidy used for various categories is shown in the table below:

Particulars	PVVNL
R E Subsidy	103.60
Revenue Subsidy	1,098.97
Revenue Subsidy against ED	344.22
Total	1,546.79

- f. It has come into the knowledge of the Commission that the GoUP has been providing subsidy on the purchase of Solar power. The Petitioner should provide year wise details for the same starting from FY 2012-13 to FY 2015-16 (till December 2015). The Petitioner should also show detail calculation and its adjustment in the true up of ARR for FY 2013-14.

Licensee's Response

The Petitioner humbly submits that under the U.P. solar power policy, 2013, projects of around 450MW have been awarded on competitive bid basis with Schedule COD upto January 2017 and with the terms that UPPCL will pay tariff upto Case-1 tariff rates and the balance amount would be administered by U.P.NEDA through budgetary support. UPPCL has started receiving such subsidy only in 2015-16. The details of the same would be available only after the accounts of 2015-16 have


17
Chief Engineer (R.A.U.)
UPPCL, Shakti Bhawan Bldg,
14-Ashok Marg, Lucknow.

been duly audited. Further, the Petitioner humbly submits that no subsidy has been received for FY 2012-13 to 2014-15.

- g. The Petitioner should submit the audited actual category and sub-category wise billing determinants (Sales, number of consumers and connected load) for FY 2012-13 and FY 2013-14.

Licensee's Response

The Petitioner humbly submits that the details of audited actual category and sub-category wise billing determinants (Sales, number of consumers and connected load) for FY 2012-13 and FY 2013-14 are hereby annexed marked as "Annexure-5".

- h. The Petitioner in para 2.2.1 of the Truing up Petition for FY 2013-14 has submitted that the actual revenue from sale of power as Rs. 9025.95 Crore is including delayed payment surcharge. As Delayed Payment Surcharge is part of the non-tariff income, Petitioner should, confirm that such amount has not been double accounted in the total revenue. Further, the Petitioner should also submit the reconciliation of revenue considered for FY 2013-14 from the audited accounts.

Licensee's Response

The Petitioner humbly submits that the delayed payment surcharge has only been taken into consideration while calculating the total revenue and does not form part of Non-Tariff Income. The detailed reconciliation of revenue considered for FY 2013-14 with the audited accounts is summarized in the table below:

Particulars	FY 2013-14 (Audited)
Revenue from Energy Sales	8,926.72
Delayed Payment Surcharge	99.22
Total Revenue for Truing-up	9,025.95

- i. The Licensee should submit the details regarding the energy internally consumed as specified in the Note-15 of the audited accounts of FY 2013-14 of the Distribution Licensee.

Licensee's Response

The energy internally consumed represents the energy consumed at the offices of the distribution companies and the field offices.

- j. The Petitioner has considered finance charge of Rs. 13.14 Crore for FY 2013-14 against the approved bank charges of Rs.0.09 Crore. The Petitioner should submit reason for such increase.

Licensee's Response

The Petitioner humbly submits that the above query is not well-defined and therefore requests the Commission to kindly re-frame the query.

- k. Petitioner should also submit the detailed break-up of Revenue (Rs. Crore) and Sales (MU) for FY 2013-14 for each category and sub-category of consumers as specified in the Rate Schedule (i.e. from LMV-1 to HV-4) for FY 2012-13 and FY 2013-14.

Licensee's Response:

The requisite data towards Revenue and Sales are hereby enclosed and marked as "Annexure-5".

- l. The Petitioner should submit category and sub-category wise increase in revenue due to tariff increase in FY 2013-14 over the existing tariff for FY 2012-13 in a workable MS-Excel sheet. The model should also reflect the actual energy billed, revenue billed and revenue realised. The Petitioner should also perform similar exercise for FY 2014-15.

Licensee's Response:

The Petitioner humbly submits that the details of category and sub-category wise increase in revenue due to tariff increase in FY 2013-14 over the existing tariff for FY 2012-13 and details of category and sub-category wise increase in revenue due to tariff increase in FY 2014-15 over the existing tariff for FY 2013-14 are hereby annexed marked as "Annexure-5"

- m. The Petitioner should submit the energy balance for FY 2013-14 as per the below mentioned format:

FY 2013-14 (Audited)	Unit	DVVNL	MVVNL	PVVNL	PuVVNL	KESCO	NPCL	UPPCL	Others (Provide Details)	Total
Power Purchase Input	MU									
Transmission Losses	MU									
Transmission Loss	%									
Energy Input into Discoms	MU									
Distribution Losses	MU									
Distribution Losses	%									
Energy Sales by Discoms	MU									

Chief Engineer (R.A.U.)
UPPCL, Shakti Bhawan Bhubaneswar
4-Ashok Marg, Lucknow.

Deficiency Note on PVVNL's Petition for Truing-up of FY 2013-14 and ARR/Tariff for FY 2016-17

Licensee's Response

The Petitioner humbly submits that the detail of the energy balance for FY 2013-14 as per the given format is depicted in the table below:

FY 2013-14 (Audited)	Unit	DVVNL	MVVNL	PVVNL	PuVVNL	Kesco	NPCL	UPPCL	Total
Power Purchase Input	MU							84,251.84	84,251.84
Transmission Losses	MU							6,665.72	6,665.72
Transmission Loss	%								7.91%
Energy Input into Discoms	MU	18,436.63	14,252.93	24,098.90	16,928.91	3,554.39	314.36		77,586.12
Distribution Losses	MU	6,246.52	3,542.22	5,562.26	4,186.39	1,096.30	0.00		20,633.69
Distribution Losses	%	33.88%	24.85%	23.08%	24.73%	30.84%	0.00%		26.59%
Energy Sales by Discoms	MU	12,190.11	10,710.70	18,536.64	12,742.52	2,458.09	314.36		56,952.43

C. Compliance to Directives of Commission in Tariff Order for FY 2013-14, FY 2014-15 & FY 2015-16

The Petitioner should submit the detailed compliance report on the directions issued by the Commission as summarized below:

a. Compliance of Commission's Directives issued vide Order dated May 31, 2013


Sl. No	Description of Directive	Time Period for compliance from the date of issue of the Tariff Order	Status of Compliance as submitted by Petitioner in Petition	Commission's Direction
1	The Commission directs the Licensee to pressingly pursue the proposal for allocation of PPAs to Discoms with GoUP and expedite the process of allocation.	Immediate	The Petitioner humbly submits that the process of allocation of PPAs to the Discoms has already been sent to the GoUP for notification and the matter is still pending at their level.	Petitioner should pursue the matter with GoUP and complete the process at the earliest.

Deficiency Note on PVVNL's Petition for Truing-up of FY 2013-14 and ARR/Tariff for FY 2016-17

Sl. No	Description of Directive	Time Period for compliance from the date of issue of the Tariff Order	Status of Compliance as submitted by Petitioner in Petition	Commission's Direction
2	The Commission directs the Licensee to pressingly pursue the GoUP for finalisation of the Transfer Scheme and submit a copy of the same.	Within 3 months	The Petitioner humbly submits that the matter is being handled through the holding company namely UPPCL on behalf of all the Discoms which is pressingly pursuing the matter with the GoUP for the finalization of the Transfer Scheme.	The Licensee should expedite the process of finalization of transfer scheme and submit the status of the same in next Tariff filling.
3	The Commission reiterates its direction to the Licensee to ensure proper maintenance of detailed fixed assets registers as specified in the Distribution Tariff Regulations. As the fixed asset registers are pending since the creation of Discom, the Commission directs the Licensee to submit a status report and provide the proposed timelines / milestones for clearing the backlog. The Commission understands that clearing the backlog would take substantive time. In order to ensure that fixed asset registers are timely and regularly prepared going forward, the Commission directs the Licensee to prepare the fixed asset registers duly accounting for the yearly capitalisations from FY 2012-13 onwards. The capitalisation for the period before that may be shown on gross level basis. This dispensation is merely to	Immediate	The Petitioner humbly submits that it has not been able to finalise the preparation of the FARs due to the huge backlog of previous financial years. The Petitioner humbly seeks time extension in this regard.	It has been observed that the Petitioner has neither submitted the status report on clearance of backlog nor has it submitted the Fixed Asset Registers for FY 2012-13 onwards. The Commission cannot give indefinite time for preparation of the FAR. Licensee should submit the same in next ARR filling.

Deficiency Note on PVVNL's Petition for Truing-up of FY 2013-14 and ARR/Tariff for FY 2016-17

Sl. No	Description of Directive	Time Period for compliance from the date of issue of the Tariff Order	Status of Compliance as submitted by Petitioner in Petition	Commission's Direction
	ensure that the proper asset registers capturing all necessary details of the asset, including the costs incurred, date of commissioning, location of asset, and all other technical details are maintained for the ensuing years. However, the Licensee would also be required to clear the backlog in a time bound manner. Upon finalisation of the Transfer Scheme and clearing of backlog, the Licensee may update the fixed asset registers appropriately by passing necessary adjustments.			
4	The Commission directs the Licensee to frame an appropriate policy on capitalization of (i) employee costs, and (ii) A&G expenses.	Along with the petition for FY 2014-15	The Petitioner's policy on capitalization of (i) employee costs, and (ii) A&G expenses has been provided in the Notes on Accounts annexed with the audited accounts which is reproduced below: "Due to multiplicity of functional units as well as multiplicity of function at particular unit, employee cost and general & administration expenses to capital works are capitalised @ 15% on distribution and deposit work, 11% on other works on the amount of total expenditure."	The Commission in its Order dated October 1, 2014 had directed the Petitioner that the Licensee has quoted the extract of the audited accounts, however, the Licensee has not framed any policy in the same. Licensee should frame a policy for capitalization of (i) employee costs, and (ii) A&G expenses.



Deficiency Note on PVVNL's Petition for Truing-up of FY 2013-14 and ARR/Tariff for FY 2016-17

Sl. No	Description of Directive	Time Period for compliance from the date of issue of the Tariff Order	Status of Compliance as submitted by Petitioner in Petition	Commission's Direction
5	The Commission directs the Licensee to submit Fresh Actuarial Valuation Study Report in respect to employee expenses.	Along with the petition for FY 2014-15	The Petitioner submits that the matter would be taken up at UPPCL level as the employees of the Licensee are not its core employees but common employees across all 4 Discoms, UPPTCL and UPPCL.	As directed in the previous Order, the Licensee should submit the Fresh Actuarial Valuation Study Report in respect to employee expenses in its next ARR filing.
6	As lack of approved transparent policy on identifying and writing off bad debts is hindering allowance of bad debts as an ARR component; the Commission directs the Licensee to submit ten sample cases of LT & HT consumers where orders have been issued for writing off bad debts, clearly depicting the procedure adopted for writing off bad debts along with policy framework for managing bad debts for the Commission's perusal.	Within 1 month	The Petitioner submits that it had submitted a procedure for identifying and writing off old arrears and a copy of the same was submitted to the Hon'ble Commission during the proceedings in respect of ARR and Tariff Petition for FY 2014-15. Appropriate directions have been issued to the field units to compile the sample cases based on such order issued by the licensee.	The Petitioner has submitted the approach for creation of provision of bad debts instead of the policy followed by it for identification of actual bad debts and writing off the same. Thus, the Licensee should submit appropriate policy with regard to the same. Further, it is observed that the Petitioner has not yet submitted any such sample data on the consumer indicating the policy framework for managing bad debts for the Commission's perusal. In this regards the Petitioner should submit ten sample cases of LT & HT consumers where orders have been issued for writing off bad debts and steps undertaken by it to ensure compliance with

Deficiency Note on PVVNL's Petition for Truing-up of FY 2013-14 and ARR/Tariff for FY 2016-17

Sl. No	Description of Directive	Time Period for compliance from the date of issue of the Tariff Order	Status of Compliance as submitted by Petitioner in Petition	Commission's Direction
				the directive.
7	The Commission directs the Licensee to evolve principles for prudent segregation of ARR towards wheeling function and retail supply function embedded in the distribution function in accordance with Clause 2.1.2 of the Distribution Tariff Regulations.	Within 4 months	The Licensee submits that the same would be taken up subsequent to the notification of the Multi Year Tariff Regulations which are currently under formulation.	The Petitioner should comply with the direction of Commission as per the time lines mentioned in the UPERC MYT, Regulations, 2014.
8	The Commission directs the Licensee to submit a long term business plan in accordance with Clause 2.1.7 of the Distribution Tariff Regulations. The Licensee in such business plan shall identify capex projects for the ensuing year and subsequent four years and submit detailed capital investment plan along with a financing plan for undertaking the identified projects in order to meet the requirement of load growth, refurbishment and replacement of equipment, reduction in distribution losses, improvement of voltage profile, improvement in quality of supply, system reliability, metering, communication and computerization, etc.	Within 3 months	The Licensee submits that the same would be taken up subsequent to the notification of the Multi Year Tariff Regulations which are current under formulation.	
9	The Commission directs the Licensee to conduct benchmarking studies to determine the desired performance standards in	Within 3 months	The Petitioner submits that as per the Uttar Pradesh Electricity Regulatory Commission (Multi Year Distribution	

Deficiency Note on PVVNL's Petition for Truing-up of FY 2013-14 and ARR/Tariff for FY 2016-17

Sl. No	Description of Directive	Time Period for compliance from the date of issue of the Tariff Order	Status of Compliance as submitted by Petitioner in Petition	Commission's Direction
	accordance with Clause 2.1.8 of the Distribution Tariff Regulations.		Tariff) Regulations, 2014 the benchmarking studies have to be undertaken by the distribution companies, are to be taken up. Accordingly, the distribution companies are most likely to take up the same at the earliest.	
10	The Commission directs the Licensee to conduct proper loss estimate studies for assessment of technical and commercial losses under its supervision so that the Commission may set the base line losses in accordance with Clause 3.2.3 and Clause 3.2.4 of the Distribution Tariff Regulations and submit the report to the Commission. The study shall segregate voltage-wise distribution losses into technical loss (i.e. Ohmic/Core loss in the lines, substations and equipment) and commercial loss (i.e. unaccounted energy due to metering inaccuracies/inadequacies, pilferage of energy, improper billing, no billing, unrealized revenues etc.).	Within 3 months	The PFC Consulting Ltd has submitted a draft approach paper which is in discussion stage. Once the approach paper is finalised, the Petitioner would submit the same to the Hon'ble Commission.	The Petitioner should expedite the process as the time period allowed for conducting the study was 3 months. In this regard, the Petitioner should submit a tentative date for submission of the report and complete the study at the earliest.
11	The Commission directs the Licensee to conduct Cost of Service studies which would serve as a tool for alignment of costs and charges and submit	Within 6 months	The PFC Consulting Ltd. has submitted a draft approach paper which is in discussion stage. Once the approach paper is	The Petitioner should expedite the process as the time period allowed for conducting the study was 3 months. In

Deficiency Note on PVVNL's Petition for Truing-up of FY 2013-14 and ARR/Tariff for FY 2016-17

Sl. No	Description of Directive	Time Period for compliance from the date of issue of the Tariff Order	Status of Compliance as submitted by Petitioner in Petition	Commission's Direction
	details regarding the cost of service studies for each category or voltage level.		finalised, the Petitioner would submit the same to the Hon'ble Commission.	this regard, the Petitioner should submit a tentative date for submission of the report and complete the study at the earliest.
12	Commission directs the Licensee to submit a road map for 100% metering in its licensed area. However, based on the ground realities, if the Distribution Licensee seeks exemption towards its metering obligation for any particular category of consumers, it must provide the Commission revised norms specific for its supply area, based on fresh studies, for assessment of consumption for these categories. Sales forecast for un-metered categories shall be validated with norms approved by the Commission on the basis of above study carried out by the Licensee.	Within 2 months	The Petitioner submits that as per the Uttar Pradesh Electricity Regulatory Commission (Multi Year Distribution Tariff) Regulations, 2014 the study for assessment of metered and unmetered consumers has to be completed within a defined time frame. The road map of 100% metering has already been defined by the Hon'ble Commission.	The Petitioner should submit the same as per the stipulated time frame.
13	The Commission directs the Licensee to install electronic meters in the residential consumers under LMV-10 category and submit a progress report every month.	Within one month	The Petitioner submits that Section 23 (7) of Electricity Reforms Act, 1999 provides that "terms and condition of service of the personnel shall not be less favourable to the terms and condition which were applicable to them before the transfer". The same spirit has been	The Commission in its earlier directive has stated that the referred statutory provision nowhere specifies that the LMV- 10 consumers can be unmetered supply. Thus, the Commission again directs the Licensee to install electronic meters

Deficiency Note on PVVNL's Petition for Truing-up of FY 2013-14 and ARR/Tariff for FY 2016-17

Sl. No	Description of Directive	Time Period for compliance from the date of issue of the Tariff Order	Status of Compliance as submitted by Petitioner in Petition	Commission's Direction
			echoed under first proviso of section 133 (2) of the Electricity Act, 2003. The benefits for employees / pensioners as provided in section 12 (b) (ii) of the Uttar Pradesh Reform Transfer Scheme, 2000 include "concessional rate of electricity", which means concession in rate of electricity to the extent it is not inferior to what was existing before 14th January, 2000.	in the residential consumers under LMV-10 category.
14	The Commission directs the Licensee to submit data related to its peak demand and off peak demand in MW along with its sales projections in accordance with Clause 3.1.4 of the Distribution Tariff Regulations.	Along with the petition for FY 2014-15		Petitioner should submit the details sought by the Commission regarding peak and off peak demand alongwith next tariff filing.
15	The Commission directs the Licensee to reconcile the inter-unit balances lying un-reconciled either itself or through independent chartered accountant firms.	Along with the petition for FY 2014-15	The Petitioner submits that the determination of tariff is done by the Hon'ble Commission on normative basis based on the Tariff Regulations. As such the inter-unit reconciliation has no forbearance on the ARR and Tariff determination and assessment of revenue gap.	The Commission has trued-up the ARR for various years. However, it has been observed that the amount shown in head of inter-unit balance is very high and a detailed reconciliation and breakup of the same should be submitted to the Commission within 1 month of this Order. The above details should be submitted for


Deficiency Note on PVVNL's Petition for Truing-up of FY 2013-14 and ARR/Tariff for FY 2016-17

Sl. No	Description of Directive	Time Period for compliance from the date of issue of the Tariff Order	Status of Compliance as submitted by Petitioner in Petition	Commission's Direction
				FY 2011-12, FY 2012-13 and 2013-14.
16	The Commission directs the Licensee to file submissions in respect of FPPCA in a timely and regular manner.	Every quarter as per the time frame prescribed in the Regulations	The Petitioner may kindly be allowed some more time.	The Licensee is directed to file FPPCA regularly as per the formula approved in this order.
17	The Commission directs the Licensee to depict the regulatory surcharge distinctly in the electricity bills of the consumers and create separate accounting fields to capture the amounts collected as regulatory surcharge in both of its financial and commercial statements. The Commission directs the Licensee to provide the details of the regulatory surcharge so collected for FY 2013-14 duly certified by the statutory auditor.	By 30 th September 2014		Licensee should submit the details of the regulatory surcharge in the true up petition for FY 2013-14.

Licensee's Response:


The Petitioner respectfully submits that wherever the current status has been changed, the same has been updated in the above table. For the balance status of compliance of directives has been provided in the ARR Petition and since no significant time has lapsed since the submission of the same, there is no change in the position subsequent to submission of the Petition..

b. Compliance of Commission's Directives issued vide Order dated October 1,2014


 Chief Engineer (R.A.U.)
 UPCL, Shakti Bhawan Bldg,
 16-Ashok Marg, Lucknow.


Deficiency Note on PVVNL's Petition for Truing-up of FY 2013-14 and ARR/Tariff for FY 2016-17

Sl. No	Description of Directive	Time Period for compliance from the date of issue of the Tariff Order	Status of Compliance	Commission's Direction
1	The Licensees are directed to arrange for quarterly meetings between the MDs of the Licensees and the consumer representatives for solving various grievances of the consumers and submit a status report containing details of such meetings along with the next ARR filing.	Immediate	The consumer's grievances are mostly resolved at the sub division level. All complaints are handled at the level of sub divisional officer of the respective discom. The status report of pending issues, if any, would be submitted in respect of each discom after the closure of the current financial year.	The Petitioner should submit status report for the quarter Oct-Dec and Jan-March at the earliest.
2	The Commission directs the Licensee to pay the applicable interest on consumer's security deposit as per the Orders of the Commission and submit the compliance report with the next ARR filing. Licensees are directed to ensure the timely payment of the interest on security deposit to the consumers.	Immediate	The Petitioner submits that the interest on consumer security deposit is being credited to the consumer's account in terms of the Supply Code and Tariff Orders of the Hon'ble Commission.	Petitioner should submit the details of the actual interest on consumer security deposit paid to the consumers in FY 2014-15 along with next ARR filing.


Chief Engineer (R.A.U.)
UPPCL, Shakti Bhawan Extn,
14-Ashok Marg, Lucknow.


Deficiency Note on PVVNL's Petition for Truing-up of FY 2013-14 and ARR/Tariff for FY 2016-17

Sl. No	Description of Directive	Time Period for compliance from the date of issue of the Tariff Order	Status of Compliance	Commission's Direction
3	As regards the various complaints of the stakeholders brought to the notice of the Commission during public hearing, the Licensee is directed to look into the matters and take appropriate action on the same. Further, the Licensee must ensure that proper advertising regarding CGRF is done to bring awareness amongst the consumers. The chairperson of the CGRF should also be part of such public hearings so that a direct interaction may take place and the grievances of the consumers could be settled in a more appropriate manner	Immediate	The Petitioner has noted the directions of the Hon'ble Commission and a constructive approach towards prompt address and disposal of consumer grievances is always adopted to the best satisfaction of consumers. The Petitioner also welcomes the suggestion of the Hon'ble Commission towards proper advertising of the CGRFs and is working towards it.	Licensee should submit the advertisement given regarding CGRF to bring awareness amongst the consumers alongwith next ARR filing.
4	To provide accurate and effective consumption norms, the Commission directs the Petitioners to conduct a detailed study which should include all the relevant details pointed out by the Commission.	Within 6 months from issue of this Order	The Petitioner submits that as per the Uttar Pradesh Electricity Regulatory Commission (Multi Year Distribution Tariff) Regulations, 2014 the study for assessment of metered and unmetered consumers has to be completed within a specified time frame. The licensee seeks some more time..	The Petitioner should submit the study report as per the time lines mentioned in the UPERC MYT, Regulations, 2014.


 Chief Engineer (R.A.U.)
 UPCL, Shakti Bhawan Ext
 14-Ashok Marg, Lucknow.


Deficiency Note on PVVNL's Petition for Truing-up of FY 2013-14 and ARR/Tariff for FY 2016-17

Sl. No	Description of Directive	Time Period for compliance from the date of issue of the Tariff Order	Status of Compliance	Commission's Direction
5	As regards the Commission's directives to submit a road map for 100% metering in its licensed area given in the Tariff Order dated 31 st May, 2013, the Licensees has not complied with the directions of the Commission. The Commission once again directs the Licensee to comply with the direction given by the Commission in this Order and accordingly put it sincere efforts to achieve 100% metering.	3 months from issue of this Order	The Petitioner submits that the licensee is endeavoring to comply with the targets set by the Hon'ble Commission in terms of metering. The roadmap for 100% metering has already been given by the Hon'ble Commission, which shall be complied with.	Licensee should submit the road map for 100% metering as per given timelines.
6	The Commission directs the Distribution Licensees to formulate a mechanism so as to make their officials accountable by providing incentives or disincentives for achievement or non-achievement of the distribution loss and the collection efficiency targets. The Policy should include all the relevant details pointed out by the Commission in this Order	Within 2 months from the issue of this Order	The Petitioner humbly seeks some more time to comply with the directives of the Hon'ble Commission. However, presently, monthly review meetings are being conducted in the form of video conferencing wherein the progress for each division is been monitored at the central level.	The Licensee must expedite the process to comply with the direction given by the Commission.
7	The Commission further directs the Petitioner to sign the MoUs to be implemented at all levels and submit the copy of the same to the Commission within 2 months from the date of this Order.	Within 2 months from the date of issuance of this Order	The Petitioner humbly seeks some more time to comply with the directives of the Hon'ble Commission.	The Licensee must expedite the process to comply with the direction given by the Commission.


 Chief Engineer (R.A.E.)
 UPPCL, Shakti Bhawan Bldg
 14-Ashok Marg, Lucknow.

Deficiency Note on PVVNL's Petition for Truing-up of FY 2013-14 and ARR/Tariff for FY 2016-17

Sl. No	Description of Directive	Time Period for compliance from the date of issue of the Tariff Order	Status of Compliance	Commission's Direction
8	The Commission directs the Petitioner to provide the actual power purchase data in the format specified by the Commission along with the ARR Petition for FY 2015-16.	Next ARR filing	The Petitioner humbly submits that it has enclosed a detailed power procurement plan for the FY 2015-16 along with the ARR Petition.	
9	As regards timely filing of FPPCA the Commission once again directs the Licensees that they should file FPPCA in a timely and regular manner in accordance with the Distribution Tariff Regulations, 2006 failing which the Commission may have to resort to take strict action against the Licensees.	Immediate	The Petitioner humbly requests for some more time.	The Licensee is directed to file FPPCA regularly as per the formula approved in this order.
10	As regards the increasing number of unmetered consumers the Commission accords a final opportunity to the Distribution Licensees and directs them to ensure that all their unmetered consumers get converted into metered connection.	By 31 st March, 2015	The Petitioner is committed to the target set by the Hon'ble Commission.	The Licensee should expedite the process and complete the metering as per this direction of the Commission.


Chief Engineer (R.A.U.)
UPPCL, Shakti Bhawan Bldg,
16-Ashok Marg, Lucknow.

Deficiency Note on PVVNL's Petition for Truing-up of FY 2013-14 and ARR/Tariff for FY 2016-17


Sl. No	Description of Directive	Time Period for compliance from the date of issue of the Tariff Order	Status of Compliance	Commission's Direction
11	As regards the RPO Obligation the Licensees are directed to ensure that they procure renewable energy in accordance with Regulation 4 of the UPERC (Promotion of Green Energy through Renewable Purchase Obligation) Regulations, 2010 during FY 2014-15 to meet their obligation.	Next ARR filing	The Petitioner is procuring power from various renewable energy sources such as bagasse based co-generation plants, small hydro power stations, biomass based renewable energy plants, solar, etc with a view to promote green energy sources and compliance with the UPERC RPO Obligations.	Petitioner should demonstrate that how it is going to comply with the RPO obligation in FY 2015-16 separately showing the procurement and obligation from solar & non solar sources in next tariff filing.
12	As regards the choice of connection, the Licensee, in accordance with the provisions of the supply code wherein the consumer has the choice to opt the supplier, is directed to release connections to all such consumers who desire to disconnect their connections from the single point supplier and instead wish to take connections directly from the Licensee and submit the status report on the same along with next ARR filing	Next ARR filing	Wherever feasible (both technical and economical), the Petitioner is complying with the provisions of the Supply Code.	
13	The Licensees are directed to provide the monthly MRI reports to all the applicable consumers through email. The consumers would be required to register their email to the Licensee and submit the status report on the same along with next ARR filing	Immediate	The MRI reports are being provided to the consumers. However, the possibilities of sending the same by email are being explored by the Petitioner.	The Licensee must expedite the process to comply with the direction given by the Commission and submit the compliance of the same at the earliest.
14	The Licensee is directed to file a separate Petition for approval of prior period expenses / incomes.	1 month from the date of issuance of this	The Petitioner submits that the prior period expenses / incomes are	Petitioner should expedite the process and submit the same

Deficiency Note on PVVNL's Petition for Truing-up of FY 2013-14 and ARR/Tariff for FY 2016-17

Sl. No	Description of Directive	Time Period for compliance from the date of issue of the Tariff Order	Status of Compliance	Commission's Direction
	<p>The Petition should clearly indicate the head-wise year-wise bifurcation of prior period expenses / incomes clearly indicating the impact of such expenses / incomes on various ARR components, and such impact should not exceed the normative expenses for any particular year.</p>	<p>Order</p>	<p>recognised in the financial statements in compliance with the Accounting Standards (AS 5) (Revised) on 'Net Profit or Loss for the Period, Prior Period Items and Changes in Accounting Policies' which does not require year wise classification of prior period items. As there was no statutory requirement of classifying the prior items with respect to the each year to which they pertain, such information was not specifically depicted in the audited accounts. Considering this, the expenses and incomes which are omitted to be accounted for in one or more financial years are accounted for as and when such omissions or errors are detected.</p> <p>However, given the directive by the Hon'ble Commission, the Petitioner has instructed the field units to compile such information. The information made available by the field units would be compiled at the zonal</p>	<p>with next tariff filing.</p>

Deficiency Note on PVVNL's Petition for Truing-up of FY 2013-14 and ARR/Tariff for FY 2016-17

Sl. No	Description of Directive	Time Period for compliance from the date of issue of the Tariff Order	Status of Compliance	Commission's Direction
			level and then zonal accounts would be compiled at the corporate level. Given the complexity of this task, the Petitioner seeks waiver from immediate submission of this information.	
15	The Licensee is directed to submit a note detailing the area-wise actual number of supply hours provided to rural areas by the end of FY 2014-15.	By end of FY 2014-15	The same shall be submitted shortly.	As the financial year has ended. The Licensee should submit a note detailing the area-wise actual number of supply hours provided to rural areas during FY 2014-15 at the earliest.
16	The Licensees are directed to depict the Regulatory Surcharge separately and distinctly in the electricity bills of the consumers. The Commission directs the Licensee to maintain separate accounting fields for both the regulatory surcharges approved vis-a vis the Commission's Order dated 6 th June, 2014 and that approved in this Order, and capture the two different amounts collected as Regulatory Surcharges in both of its financial and commercial statements. This would enable the Licensee to correctly report the amounts collected towards Regulatory Surcharges.	Immediate	Suitable instructions have been issued to the billing agencies and field units to create a separate and distinct head under which the regulatory surcharges would be collected.	


 Chief Engineer, (R.A.)
 WPPCL, Shakti Bhawan E
 14-Ashok Marg, Lucknow
 35

Deficiency Note on PVVNL's Petition for Truing-up of FY 2013-14 and ARR/Tariff for FY 2016-17

Sl. No	Description of Directive	Time Period for compliance from the date of issue of the Tariff Order	Status of Compliance	Commission's Direction
17	The Distribution Licensees are directed to submit the actual Regulatory Surcharge recovered in FY 2014-15 on account of the Revenue Gap / Regulatory Asset admitted by the Commission in this Order along with the actual Distribution Losses achieved in FY 2014-15 and additional target consumers added in FY 2014-15 by 15 th April, 2015.	By 15 th April, 2015	The Petitioner humbly states that it would be able to submit the figures of actual regulatory surcharge recovered in FY 2014-15 by 30 th June 2015. This is due to the reason that the commercial statements are finalised with a time lag of 2 months.	The Distribution Licensees are directed to submit the actual Regulatory Surcharge recovered in FY 2014-15 on account of the Revenue Gap / Regulatory Asset admitted by the Commission in this Order along with the actual Distribution Losses achieved in FY 2014-15 and additional target consumers added by June 30, 2015

Licensee's Response:

The Petitioner respectfully submits that wherever the current status has been changed, the same has been updated in the above table. For the balance status of compliance of directives has been provided in the ARR Petition and since no significant time has lapsed since the submission of the same, there is no change in the position subsequent to submission of the Petition.

c. Compliance of Commission's Directives issued vide Order dated June 18,2015


Sl. No.	Description of Directive	Time Period for compliance from the date of issue of the Tariff Order	Status of Compliance	Commission's Query
1	The Commission directs the Licensee to pressingly pursue the GoUP for finalisation of the Transfer Scheme and submit a copy of the same.	Within 3 months	The Petitioner humbly submits that efforts are already underway as regards finalization of transfer schemes, line pending for notification by the GoUP.	Petitioner should complete the process at the earliest and submit tentative time for such

Deficiency Note on PVVNL's Petition for Truing-up of FY 2013-14 and ARR/Tariff for FY 2016-17

Sl. No.	Description of Directive	Time Period for compliance from the date of issue of the Tariff Order	Status of Compliance	Commission's Query
				completion.
2	The Commission reiterates its direction to the Licensee to ensure proper maintenance of detailed fixed assets registers as specified in the Distribution Tariff Regulations. As the fixed asset registers are pending since the creation of Discom, the Commission directs the Licensee to submit a status report and provide the proposed timelines / milestones for clearing the backlog.	Immediate	The Petitioner humbly submits that it has not been able to finalise the preparation of the FARs sofar owing to the huge backlog of previous financial years. The Petitioner is committed to complete the fixed asset register as early as possible.	In this regards the Petitioner should submit the following: i) Status Report with proposed timelines/ milestones for clearing the backlog. ii) Fixed Asset Register for FY 2012-13, FY 2013-14, FY 2014-15 and for FY 2015-16 up to December 2015.
3	The Commission directs the Licensee to frame an appropriate policy on capitalization of (i) employee costs, and (ii) A&G expenses.	Along with the petition for FY 2016-17	The Petitioner's policy on capitalization of (i) employee costs, and (ii) A&G expenses has been provided in the Notes on Accounts annexed with the audited accounts which is reproduced below: "Due to multiplicity of functional units as well as multiplicity of function at particular unit, employee	The Licensee has not framed any policy in this regard. Licensee should frame a policy for capitalization of (i) employee costs, and (ii) A&G expenses. Licensee should


Deficiency Note on PVVNL's Petition for Truing-up of FY 2013-14 and ARR/Tariff for FY 2016-17

Sl. No.	Description of Directive	Time Period for compliance from the date of issue of the Tariff Order	Status of Compliance	Commission's Query
			cost and general & administration expenses to capital works are capitalised @ 15% on distribution and deposit work, 11% on other works on the amount of total expenditure."	also submit a detailed note on the framed policy in its next ARR filing. Licensee should submit the same.
4	The Commission directs the Licensee to submit Fresh Actuarial Valuation Study Report in respect to employee expenses.	Along with the petition for FY 2016-17	The Petitioner submits that the matter would be taken up at UPPCL level as common cadre is maintained in the Discoms and UPPCL.	In this regard the Petitioner should submit the steps taken from its side on the issue to take up the matter with UPPCL at the earliest.
5	As lack of approved transparent policy on identifying and writing off bad debts is hindering allowance of bad debts as an ARR component; the Commission directs the Licensee to submit ten sample cases of LT & HT consumers where orders have been issued for writing off bad debts, clearly depicting the procedure adopted for writing off bad debts along with policy framework for managing bad debts for the Commission's perusal.	Within 1 month	The Petitioner submits that it has framed a policy for identifying and writing off old arrears and a copy of the same was submitted to the Hon'ble Commission during the proceedings in respect of ARR and Tariff Petition for FY 2014-15. A copy of which again resubmitted and marked as Annexure-4. Appropriate directions have been issued to the field units to compile the sample cases based on such order issued by the licensee.	It is observed that the Petitioner has not yet submitted any such sample data on the consumer indicating the policy framework for managing bad debts for the Commission's perusal. In this regards the Petitioner should submit steps undertaken by it to ensure compliance with the directive.


 38
 Chief Engineer (R.A.U.)
 UPPCL, Shakti Bhawan Extn.
 14-Ashok Marg, Lucknow.


Deficiency Note on PVVNL's Petition for Truing-up of FY 2013-14 and ARR/Tariff for FY 2016-17

Sl. No.	Description of Directive	Time Period for compliance from the date of issue of the Tariff Order	Status of Compliance	Commission's Query
6	The Commission directs the Licensee to submit data related to its peak demand and off peak demand in MW along with its sales projections in accordance with Clause 3.1.4 of the Distribution Tariff Regulations.	Along with the petition for FY 2016-17	The Petitioner humbly submits that the connected load is around 7700 MW and the R.D.M is around 2500 MW.	
7	The Commission directs the Licensee to reconcile the inter-unit balances lying un-reconciled either itself or through independent chartered accountant firms.	Along with the petition for FY 2016-17	The Petitioner submits that the determination of tariff is done by the Hon'ble Commission on normative basis based on the Tariff Regulations. As such the inter-unit reconciliation has no forbearance on the ARR and Tariff determination and assessment of revenue gap.	
8	The Commission directs the Licensee to pay the applicable interest on consumer's security deposit as per the Orders of the Commission and submit the compliance report with the next ARR filing. Licensees are directed to ensure the timely payment of the interest on security deposit to the consumers.	Immediate	The Petitioner submits that the interest on consumer security deposit is being credited to the consumer's account in terms of the Supply Code and Tariff Orders of the Hon'ble Commission.	


Chief Engineer (R.A.W.)
UPPCL, Shakti Bhawan Extn.
14-Ashok Marg, Lucknow.


Deficiency Note on PVVNL's Petition for Truing-up of FY 2013-14 and ARR/Tariff for FY 2016-17

Sl. No.	Description of Directive	Time Period for compliance from the date of issue of the Tariff Order	Status of Compliance	Commission's Query
9	As regards the Commission's directives to submit a road map for 100% metering in its licensed area given in the Tariff Order dated 31 st May, 2013, the Licensees has not complied with the directions of the Commission. The Commission once again directs the Licensee to comply with the direction given by the Commission in this Order and accordingly put it sincere efforts to achieve 100% metering.	3 months from issue of this Order	The Petitioner submits that the road map of 100% metering of urban as well as rural consumers as directed by the Hon'ble Commission will be strictly complied with.	The Petitioner should submit the current status on the same.
10	The Commission further directs the Petitioner to sign the MoUs to be implemented at all levels and submit the copy of the same to the Commission	Within three months from the date of issuance of this Order	The Petitioner humbly seeks some more time to comply with the directives of the Hon'ble Commission.	The Licensee must expedite the process to comply with the direction given by the Commission.
11	The Commission directs the Petitioner to provide the actual power purchase data in the format specified by the Commission along with the ARR Petition for FY 2016-17	Next ARR filing	The Petitioner humbly submits that it has provided a detailed power procurement plan for FY 2015-16 and 2016-17 in the present petition.	The petitioner should submit the power procurement data in the required format.


Chief Engineer (R.A.U.)
UPPCL, Shakti Bhawan Extn.
14-Abheek Marg, Lucknow.

Deficiency Note on PVVNL's Petition for Truing-up of FY 2013-14 and ARR/Tariff for FY 2016-17

Sl. No.	Description of Directive	Time Period for compliance from the date of issue of the Tariff Order	Status of Compliance	Commission's Query
12	As regards timely filing of FPPCA the Commission once again directs the Licensees that they should file FPPCA in a timely and regular manner in accordance with the Distribution Tariff Regulations, 2006 failing which the Commission may have to resort to take strict action against the Licensees like disallowance of additional power purchase expenses and the associated carrying cost on account of additional Power Purchase expenses or any other action that the Commission may deem fit while doing the Truing up.	Immediate	The Petitioner Humbly seeks some more time.	
13	As regards the RPO Obligation the Licensees are directed to ensure that they procure renewable energy in accordance with Regulation 4 of the UPERC (Promotion of Green Energy through Renewable Purchase Obligation) Regulations, 2010 during FY 2014-15 to meet their obligation.	Next ARR filing	The Petitioner humbly submits that the RPO obligation is being met through purchase from cogen and solar power producers.	Petitioner should demonstrate that how it is going to comply with the RPO obligation in FY 2016-17 separately showing the procurement and obligation from solar & non solar sources.


 Chief Engineer (R.A.U.)
 UPPCL, Shakti Bhawan Extn.,
 16-Ashok Marg, Lucknow.

Deficiency Note on PVVNL's Petition for Truing-up of FY 2013-14 and ARR/Tariff for FY 2016-17

Sl. No.	Description of Directive	Time Period for compliance from the date of issue of the Tariff Order	Status of Compliance	Commission's Query
14	As regards the choice of connection, the Licensee, in accordance with the provisions of the supply code wherein the consumer has the choice to opt the supplier, is directed to release connections to all such consumers who desire to disconnect their connections from the single point supplier and instead wish to take connections directly from the Licensee and submit the status report on the same along with next ARR filing	Next ARR filing	Wherever feasible (both technically and economically), the Petitioner is complying with the provisions of the Supply Code.	
15	The Licensee is directed to file a separate Petition for approval of prior period expenses / incomes. The Petition should clearly indicate the head-wise year-wise bifurcation of prior period expenses / incomes clearly indicating the impact of such expenses / incomes on various ARR components, and such impact should not exceed the normative expenses for any particular year.	1 month from the date of issuance of this Order	The Petitioner submits that the prior period expenses / incomes are recognised in the financial statements in compliance with the Accounting Standards (AS 5) (Revised) on 'Net Profit or Loss for the Period, Prior Period Items and Changes in Accounting Policies' which does not require year wise classification of prior period items. As there was no statutory requirement of classifying the prior items with respect to the each year to which they pertain, such information was not specifically depicted in the audited accounts. Considering this, the expenses and incomes which are omitted to be accounted for in one or	Petitioner should expedite the process and submit the tentative time lines for the same.

Deficiency Note on PVVNL's Petition for Truing-up of FY 2013-14 and ARR/Tariff for FY 2016-17

Sl. No.	Description of Directive	Time Period for compliance from the date of issue of the Tariff Order	Status of Compliance	Commission's Query
			more financial years are accounted for as and when such omissions or errors are detected. The desired information is required to be made available by the respective field unit which would be compiled at the zonal level and then zonal accounts would be compiled at the corporate level. Given the complexity and time involved in this task, the Petitioner humbly seeks waiver from immediate submission of this information.	
16	The Licensee is directed to submit a note detailing the area-wise actual number of supply hours provided to rural areas by the end of FY 2015-16.	By end of FY 2015-16	The Petitioner humbly submits that the information pertaining to the supply hours is being regularly published on the website of the Petitioner. Also the information towards the same has been provided in the succeeding chapter where load forecast has been discussed.	
17	The Distribution Licensees are directed to submit the actual Regulatory Surcharge recovered in FY 2015-16 on account of the Revenue Gap / Regulatory Asset admitted by the Commission in this Order along with the actual Distribution Losses achieved in FY 2015-16 and additional target consumers added in FY 2015-16 by 15 th April, 2016.	By 15 th April, 2016	As per the directives of the Hon'ble Commission and the timelines prescribed, the details towards the recovered FPPCA would be submitted by 15 th April 2016.	The Petitioner should adhere to the specified timeline.

Deficiency Note on PVVNL's Petition for Truing-up of FY 2013-14 and ARR/Tariff for FY 2016-17

Sl. No.	Description of Directive	Time Period for compliance from the date of issue of the Tariff Order	Status of Compliance	Commission's Query
18	The Commission directs the Licensee to evolve principles for prudent segregation of ARR towards wheeling function and retail supply function embedded in the distribution function in accordance with Clause 2.1.2 of the Distribution Tariff Regulations.	As per the Time frame stipulated in MYT Regulations, 2014	The Petitioner humbly submits that the Hon'ble Commission being an expert and independent body may kindly like to take up a study in this regard. Alternately, if the Petitioner is required to take up such study, then the Hon'ble Commission is requested to provide the terms of reference of such study so as ensure that the study is conducted in an objective manner.	
19	The Commission directs the Licensee to submit a long term business plan in accordance with Clause 2.1.7 of the Distribution Tariff Regulations. The Licensee in such business plan shall identify capex projects for the ensuing year and subsequent four years and submit detailed capital investment plan along with a financing plan for undertaking the identified projects in order to meet the requirement of load growth, refurbishment and replacement of equipment, reduction in distribution losses, improvement of voltage profile, improvement in quality of supply, system reliability, metering, communication and computerization, etc.	As per the Time frame stipulated in MYT Regulations, 2014	The Petitioner would endeavor to meet the deadlines prescribed by the Hon'ble Commission.	The Petitioner should adhere to the specified timeline.
20	The Commission directs the Licensee to conduct benchmarking studies to determine the desired performance standards in accordance with Clause 2.1.8 of the Distribution Tariff Regulations.	As per the Time frame stipulated in MYT Regulations, 2014	The Petitioner would endeavor to meet the deadlines prescribed by the Hon'ble Commission.	The Petitioner should adhere to the specified timeline.

Deficiency Note on PVVNL's Petition for Truing-up of FY 2013-14 and ARR/Tariff for FY 2016-17

Sl. No.	Description of Directive	Time Period for compliance from the date of issue of the Tariff Order	Status of Compliance	Commission's Query
21	The Petitioner should file its Annual ARR/ Tariff Petition for FY 2016-17 as per the Regulations 12.2, 12.7, 12.8, 12.9 notified vide MYT Regulations, 2014	As per the Time frame stipulated in MYT Regulations, 2014	The instant petition has been filed duly complying with the indicated provisions of the 2014 Tariff Regulations.	
22	The Petitioner should complete the Assessment Study of metered consumers as per the Regulations 16.2 notified vide MYT Regulations, 2014 and subsequently submit the report to the Commission	As per the Time frame stipulated in MYT Regulations, 2014	The Petitioner would endeavor to meet the deadlines prescribed by the Hon'ble Commission.	The Petitioner should adhere to the specified timeline.
23	The Petitioner should complete the Assessment Study of un-metered consumers to establish base line norms as per the Regulations 17.1 notified vide MYT Regulations, 2014 and subsequently submit the report to the Commission	As per the Time frame stipulated in MYT Regulations, 2014	The Petitioner would endeavor to meet the deadlines prescribed by the Hon'ble Commission.	The Petitioner should adhere to the specified timeline.
24	The Petitioner should complete the Study of Agriculture feeders segregated and not segregated in significant numbers to determine base line norms as per the Regulations 17.2, 17.3 notified vide MYT Regulations, 2014 and subsequently submit the report to the Commission	As per the Time frame stipulated in MYT Regulations, 2014	The Petitioner would endeavor to meet the deadlines prescribed by the Hon'ble Commission.	The Petitioner should adhere to the specified timeline.
25	The Commission reiterates that the Licensees should conduct a detailed study to provide accurate and effective consumption norms as specified by the Commission in its earlier Orders and as per the provisions outlined in Uttar Pradesh Electricity Regulatory Commission (Multi Year Distribution Tariff) Regulations, 2014 in the time bound manner.	As per the Time frame stipulated in MYT Regulations, 2014	The Petitioner would endeavor to meet the deadlines prescribed by the Hon'ble Commission.	The Petitioner should adhere to the specified timeline.

Chief Engineer (R.A.U.)


UPCL, Shakti Bhawan Bldg,
16, Ashok Marg, Lucknow.

Deficiency Note on PVVNL's Petition for Truing-up of FY 2013-14 and ARR/Tariff for FY 2016-17

Sl. No.	Description of Directive	Time Period for compliance from the date of issue of the Tariff Order	Status of Compliance	Commission's Query
26	The Petitioner should submit Incremental Power Purchase Cost as per the Regulations 20.1 notified vide MYT Regulations, 2014 and subsequently submit the report to the Commission	Within 28 days of quarter end , for each quarter of Tariff Period 1.4.2015 to 31.3.2020	The Petitioner understands that it is required to submit the FPPCA petition up to 31.3.2017.	The Petitioner should adhere to the specified timeline.
27	The Petitioner should submit Roadmap for Reduction of Cross Subsidy as per the Regulation 39 notified vide MYT Regulations, 2014	Immediately	The Petitioner would endeavor to meet the deadlines prescribed by the Hon'ble Commission.	The Petitioner should adhere to the specified timeline.
28	The Petitioner should record and maintain Division wise, Circlewise AT&C Losses and submit the quarterly report to the Commission.	Quarterly for FY 2015-16	The Petitioner had filed such report along with the data gaps reply pertaining to the ARR petition for FY 2015-16.	The Petitioner should adhere to the specified timeline.
29	The Petitioner should submit month wise details of number of supply hours for rural and urban area for FY 2014-15.	Within one month from issue of this Order	The information pertaining to the supply hours has been submitted along with the instant petition.	The Petitioner should submit month wise details of number of supply hours for rural and urban area for FY 2014-15.
30	Licensee should provide online facility for submission of application for new connection, name change, load enhancement and load reduction	Within 3 months	The observations of the Hon'ble Commission have been noted and action has been initiated on such matters. The Petitioner has a robust automated consumer interface which has been detailed in the instant petition in the foregoing sections.	The Petitioner should submit the current status in this matter.
31	Licensee should develop the mobile application for online payments of bills including other services for facilitation to consumers	Within 3 months	The Petitioner is committed to introduce mobile application for online payment of bills and other services. The Petitioner has a robust automated consumer	The Petitioner should submit the current status in this matter.

Deficiency Note on PVVNL's Petition for Truing-up of FY 2013-14 and ARR/Tariff for FY 2016-17

Sl. No.	Description of Directive	Time Period for compliance from the date of issue of the Tariff Order	Status of Compliance	Commission's Query
			interface which has been detailed in the instant petition in the foregoing sections.	
32	The Petitioner should submit Standards of Performance parameters as per the tariff formats of Distribution Tariff Regulations, 2006.	Within one month from issue of this Order	The Petitioner would endeavor to meet the deadlines prescribed by the Hon'ble Commission.	The Petitioner should submit the same at the earliest.
33	The Petitioner should submit additional consumers added in FY 2014-15 apart from the normal consumer addition.	Within three month of issue of this Order	The information pertaining to the number of consumers has been provided in the succeeding chapter where load forecast has been discussed.	
34	The Commission directs the Petitioner to frame guidelines and procedures for identifying, physically verifying and writing off the bad debts and also to fix responsibility of its employees in this regard and submit the same to the Commission for its approval	Within three months of issue of this Order	The Petitioner submits that it has framed a policy for identifying and writing off old arrears and a copy of the same was submitted to the Hon'ble Commission during the proceedings in respect of ARR and Tariff Petition for FY 2014-15. Appropriate directions have been issued to the field units to compile the sample cases based on such order issued by the licensee. A copy of same is enclosed and marked as Annexure-4	
35	The Commission directs the Licensees that, from FY 2013-14 onwards it should clearly depict the total power purchase cost incurred at UPPCL level, total power purchase cost paid by the Licensees to UPPCL and power cost payable to UPPCL in its true-up petitions for	Next ARR filing	The directions issued by the Hon'ble Commission have been complied in the instant petition.	




Deficiency Note on PVVNL's Petition for Truing-up of FY 2013-14 and ARR/Tariff for FY 2016-17

Sl. No.	Description of Directive	Time Period for compliance from the date of issue of the Tariff Order	Status of Compliance	Commission's Query
	future years.			
36	The Commission directs the Licensee that Open Access shall be allowed as per the provisions outlined by the Commission in its Regulations and amendments from time to time.	Immediate	Open access has already been operationalised in the MVVNL supply area.	The Petitioner should submit the status for the same in its Licensee area.

Licensee's Response:

The Petitioner respectfully submits that wherever the current status has been changed, the same has been updated in the above table. For the balance status of compliance of directives has been provided in the ARR Petition and since no significant time has lapsed since the submission of the same, there is no change in the position subsequent to submission of the Petition.


Chief Engineer (R.A.U.)
UPPCL, Shakti Bhawan Extn.
14-Ashok Marg, Lucknow.

D. ARR/ Tariff for FY 2016-17:

11. Billing Determinants

- a. Petitioner in its Petition has submitted the methodology for forecasting the sales for FY 2016-17. However, the Petitioner has not submitted the detailed computation for the same in the workable excel sheet. As regard the same, the Petitioner should submit detailed workable excel sheet for projecting the category-wise sales for FY 2016-17.

Licensee's Response

The Petitioner hereby submits that the load forecast model is hereby enclosed in a compact disc and marked as Annexure-6.

- b. Petitioner should also submit the number of consumers, connected load (kW), sales per consumer (kWh) and sales per kW of connected load (kWh/kW) for each of the years from FY 2007-08 and FY 2015-16 till December, 2015 and for each consumer sub-category.

Licensee's Response

The Petitioner hereby submits that the number of consumers, connected load (kW), sales per consumer (kWh) and sales per kW of connected load (kWh / kW) for each of the years between FY 2007-08 and FY 2014-15 are provided in the load forecast model enclosed herewith in a compact disc marked as "Annexure-6".

- c. Petitioner should also submit the projected number of consumers, connected load (kW), sales (MU), sales per consumer (kWh) and sales per kW of connected load (kWh / kW) for FY 2016-17 for each category and subcategories with all possible scenarios (including consumption slab-wise, voltage-wise, load-wise etc).

Licensee's Response

The Petitioner hereby submits that the projected number of consumers, connected load (kW), sales per consumer (kWh) and sales per kW of connected load (kWh / kW) for FY 2016-17 for each category and subcategories with all possible scenarios (including consumption slab-wise, voltage-wise, load-wise etc) are provided in the load forecast model enclosed herewith in a compact disc marked as "Annexure-6".

- d. Petitioner should submit the following details regarding the unmetered category/sub-category as per enclosed **Annexure 2 - Unmetered Consumption from FY 2007-08 to FY 2015-16** (till December):

- iii) No. of consumers
- iv) Connected Load
- v) Consumption (MU)
- vi) Amount billed to consumers.
- vii) Amount collected from consumers.
- viii) Consumption per Consumer
- ix) Consumption per KW

Licensee's Response


The Petitioner hereby submits that the details regarding the unmetered category / sub-category from FY 2007-08 to FY 2014-15 are provided in the load forecast model enclosed herewith in a compact disc marked as "Annexure-6".

- e. Petitioner should submit the following details consolidated for all four DISCOMs for FY 2016-17:
 - i) Billing Determinants including No. of consumers, connected load and sales
 - ii) Category-wise Revenue
 - iii) Average cost of supply

Licensee's Response

The Petitioner humbly submits that the required details have already been submitted to the Commission along-with the Proposed Tariff Structure for FY 2016-17.

- f. Petitioner should submit the following category-wise details of the subsidy from FY 2007-08 to FY 2015-16 (till December):
 - i) No. of consumers
 - ii) Connected Load
 - iii) Consumption (MU)
 - iv) Proposed amount of subsidy
 - v) Subsidy committed by GoUP
 - vi) Approved by the Commission
 - vii) Actual received from the GoUP
 - viii) Amount billed to consumers.


Chief Engineer (R.A.U.)
UPPCL, Shakti Bhawan Bldg,
14 Ashok Marg, Lucknow.

Licensee's Response

The Petitioner humbly submits that the subsidy details for FY 2007-08 to FY 2012-13 have already been submitted to the Hon'ble Commission in the previous hearings. Further subsidy details for FY 2013-14 and 2014-15 is detailed hereunder:

Particulars	2013-14	2014-15
R E Subsidy	103.60	104.31
Revenue Subsidy	1,098.97	1,262.43
Revenue Subsidy against ED	344.22	335.71
Subsidy for Power Looms		86.20
Total	1,546.79	1,788.65


12. Distribution Loss Forecast

Petitioner in its Petition has submitted that the loss trajectory proposed is in line with the loss reduction trajectory suggested by Ministry of Power, Government of India. The Petitioner further submitted that, considering the commitments made by it in the aforesaid submission, it has estimated the losses for FY 2014-15, FY 2015-16 & FY 2016-17 as per its earlier submissions made before the Commission. Also if in case the actual losses for FY 2014-15 are lower than the committed losses as per the trajectory, the petitioner has estimated a 2% reduction in the Distribution Losses each year over the actual loss level of FY 2014-15 as shown in the Table below:

Particulars	Base Year (FY 2014-15)	FY 2014-15	FY 2015-16
Distribution Loss (PVVNL)	19.66%	19.52%	18.00%

As regard the same,

- i) The Petitioner should submit the actual Distribution losses for FY 2015-16 (till December, 2015).
- ii) The Petitioner should also submit the Distribution losses considered by it under the FRP.
- iii) The Petitioner should submit the reason for variation in the Distribution losses projected for FY 2016-17 and the Distribution Loss considered in FRP, if any.


Chief Engineer (R.A.U.)
UPPCL, Shakti Bhawan Extn.
16-Ashok Marg, Lucknow.


Licensee's Response

The Petitioner humbly submits that the data in respect of actual distribution losses for FY 2015-16 (till December) has yet not been prepared and the same can be made available only on the annual basis when the provisional accounts of the licensee are in shape. However the estimated losses for FY 2015-16 have already been intimated to the commission in the ARR petition. Further the major reason for variation in the Distribution losses projected for FY 2016-17 and the Distribution Loss considered in FRP is due to the gap in the funding of cash gap estimated by the petitioner in the FRP and the actual funding made by the participating banks. Due to the substantial gap in the availability of funds, the petitioner has not been able to make the envisaged capital investments for implementing loss reduction schemes and other performance improvement measures planned in the FRP. However the Petitioner is in the process of finding new sources of funding for implementation of aforementioned measures at the earliest possible to curb the distribution losses and bring down the same to the desired level as projected in the FRP. In the mean time the Petitioner humbly requests the Hon'ble Commission to approve the distribution losses for FY 2016-17 keeping the actual distribution loss for FY 2014-15 as the base year. Also it would be imperative to mention that the distribution losses in the FRP for Agra Discom were projected considering the sales made to torrent as Bulk Sales i.e the losses of Agra city have not been accounted for, in the projections. The distribution losses for all the Discoms considered in the FRP are detailed as under:

Particulars	FY 2014-15 Base Year	FY 2015-16	FY 2016-17
PVVNL	21.00%	19.00%	17.00%
DVVNL (Considering Torrent as Bulk Sales)	24.55%	21.55%	18.55%
MVVNL	21.00%	19.00%	17.00%
PuVVNL	20.00%	18.00%	16.00%
Kesco	21.00%	19.00%	17.00%

13. Power Procurement for FY 2016-17

- a. Petitioner should submit the details of the actual Intra- State and Inter-State Transmission charges and basis for same for each year from FY 2011-12 to FY 2015-16 reconciling with the audited/provisional accounts.


**Chief Engineer (R.A.U.)
UPPCL, Shakti Bhawan Extn.
14-Ashok Marg, Lucknow.**

Licensee's Response

The Petitioner hereby submits that the details of the actual Transmission charges and basis for same for FY 2013-14 and FY 2014-15 reconciling with the audited/provisional accounts are depicted in the table below:

Table: Transmission Charges for FY 2013-14

Particulars	DVVNL	MVVNL	PVVNL	PuVVNL	Kesco
Units Wheeled (MU)	18,436.63	14,252.93	24,098.90	16,928.91	3,554.39
Transmission Charges as per Audited Accounts (Rs. Crore)	248.89	298.94	505.45	228.54	74.55

Table: Transmission Charges for FY 2014-15

Particulars	DVVNL	MVVNL	PVVNL	PuVVNL	Kesco
Units Wheeled (MU)	19,138.36	15,126.36	25,946.02	18,251.84	3,490.81
Transmission Charges as per Audited Accounts (Rs. Crore)	303.88	237.41	404.49	289.34	67.72

- b. Petitioner in its Petition has submitted the write-up for the power procurement plan for FY 2016-17, However the Petitioner has not submitted the supporting computation for the same. As regard the same, the Petitioner should submit the detailed workable MS Excel model prepared for power procurement plan for FY 2016-17.

Licensee's Response


The Petitioner hereby submits that the MS Excel model prepared for power procurement plan for FY 2016-17 is enclosed in a compact disc marked as "Annexure-7".

- c. The Petitioner should submit source wise actual power purchase quantum and power purchase cost (with break up for fixed charges, energy charges and other charges for FY 2014-15 and for FY 2015-16 (up to December 2015) at UPPCL level.

Licensee's Response

The Petitioner seeks some more time to respond to this query.

- d. The Petitioner in its Petition has estimated the power availability also from the new generating stations coming in ensuing year. Petitioner should submit the basis of estimating the energy availability (MU) and estimation of Fixed and Variable Charge for such stations. Petitioner should also submit the current status of new generating stations along with likely date of commercial operation.


Chief Engineer (R.A.U.)
UPPCL, Shakti Bhawan Extn.
14-Ashok Marg, Lucknow.

Licensee's Response

The Petitioner hereby submits that the power availability from the new generating stations coming in ensuing year has been estimated on the basis of their expected commissioning dates. Further the estimations of the Fixed and Variable Charge for Anpara D thermal power station has been made on the basis of the tariff petition filed for approval of provisional tariff for Anpara D. The cost estimation for Bara Thermal Power Plant has been done based on the competitive bidding price i.e Rs. 3.02 per kWh for the base year and in respect of Lalitpur TPP, the capacity and energy charges have been considered as per the UPERC Order dated 27.11.2015 in Petition No. 975/2014 and 2017/2015 in respect of approval of capital cost and fixation of provisional tariff.

- e. While estimating the fixed cost component for procuring power from UPRVUNL, Petitioner has considered the escalation of 4% on the fixed charges approved. As regard the same, the Petitioner should submit the basis of considering such escalation.

Licensee's Response

The Petitioner humbly submits that the escalation of 4% on the O&M Expenses is the inflation index for the relevant year. The same has been calculated based on the weighted average index of WPI and CPI being in-line with the provisions of the Distribution Tariff Regulations of the Hon'ble Commission.

- f. As regard the variable charges for UPRVUNL's power stations, Petitioner has submitted that it has considered the same as per the actual bills raised by UPRVUNL for the period April to September, 2015 including the bills raised for Fuel Cost Adjustment. As regard the same the Petitioner should submit the summary of actual variable charges separately showing the base variable charges and Fuel adjustment cost for each station of UPRVUNL and for each month from April, 2015 to September, 2015.

Licensee's Response:

The Petitioner seeks some more time to respond to this query.

- g. Petitioner has submitted that it has considered the fixed and variable charges for UPJVNL stations as per the actual bills raised by UPJVNL for the period April to September, 2015. As regard the same the Petitioner should submit the summary of actual fixed charges and variable charges for each station and for each month from April, 2015 to September, 2015.

Licensee's Response:

The Petitioner seeks some more time to respond to this query.

- h. Petitioner has submitted that it has considered the variable charges for NTPC stations as per the actual bills raised for the period April to September, 2015. As regard the same the Petitioner should submit the summary of actual variable charges separately showing the base variable charges and Fuel adjustment cost for each station of NTPC for each month from April, 2015 to September, 2015.

Licensee's Response:

The Petitioner seeks some more time to respond to this query.

- i. Petitioner has submitted that it has considered the variable charges for NHPC stations as per the actual bills raised for the period April to September, 2015. As regard the same the Petitioner should submit the summary of actual variable charges separately for each station of NHPC for each month from April, 2015 to September, 2015.

Licensee's Response:

The Petitioner seeks some more time to respond to this query.

- j. Petitioner has submitted that it has considered the variable charges (single part) for NPCIL stations as per the actual bills raised for the period April to September, 2015. As regard the same the Petitioner should submit the summary of actual variable charges separately for each station of NPCIL for each month from April, 2015 to September, 2015.

Licensee's Response:


The Petitioner seeks some more time to respond to this query.

- k. As regard the power purchase cost from IPPs / JVs, Petitioner submitted that it has considered the cost (Single Part/Two part) i.e. variable charges and fixed charges as per the as per the recent energy bills raised for the period April to September, 2015. As regard the same the Petitioner should submit the summary of actual variable charges and fixed charges separately for each IPP / JV for each month from April, 2015 to September, 2015.

Licensee's Response:

The Petitioner seeks some more time to respond to this query.

- l. Petitioner in its Petition has not submitted the basis of estimating the energy availability (MU) and power purchase rate (Rs./kWh) considered for power procurement from following sources:


Chief Engineer (R.A.U.)
UPPCL, Shakti Bhawan Extn.
14-Ashok Marg, Lucknow.

Particulars	Energy Availability (MU)	Average Cost (Rs./kWh)
Captive and Co-generation facilities	2865	4.79
Inter system exchange (Bilateral & PXIL) /UI	217	5.30
Solar Energy	84	10.76
NVVN Coal Power	352	3.26

The Petitioner should submit the basis of estimating the energy availability and power purchase rate from the above sources.

Licensee's Response:

The Petitioner respectfully submits that the basis of estimating the energy availability and power purchase rate from the aforementioned sources has been projected considering the tie-ups, PPAs, available Cogen capacity in the State and the bilateral and exchange energy has been estimated considering the seasonal trends and seasonal requirement of short term power. The rates are reflective of the trends and the projected scenario for the ensuing year.

- m. Petitioner has submitted that wherever the Tariff Orders for FY 2016-17 have not been issued, the base year tariffs i.e., for FY 2014-15 have been escalated by 4% in case of fixed charges (only on O&M Expenses), 6.00% in case of variable charges and 4% for gas based stations. Petitioner should submit the justification for considering such escalation rates.

Licensee's Response:

The Petitioner respectfully submits that as per the Distribution Tariff Regulations, *"the cost of energy available from State Generating Stations shall be assessed as per tariffs approved by the Commission and that of energy from Central Sector Station shall be taken as per tariffs approved by Central Electricity Regulatory Commission. The cost of energy from other sources shall be assessed as per the power purchase/banking/trading agreements and tariffs approved by the Commission."*

The Regulations further provide that *"the cost of power purchase from Independent Power Producers (IPPs) within the State shall be as per the tariffs determined in accordance with UPERC (Terms and Conditions of Generation Tariff) Regulations. Similarly the cost of power purchase from IPPs out side the State shall be as as per the tariffs and power purchase agreement approved by the Commission."*

However, the tariff for the state and central generating stations as well as IPPs in the State for FY 2016-17 has still not been fixed by the State and Central Commission. In the premises,

Deficiency Note on PVVNL's Petition for Truing-up of FY 2013-14 and ARR/Tariff for FY 2016-17

the Petitioner was constrained to adopt a suitable escalation rate based on best judgment for projecting the fixed and energy charges of generating stations for the ensuing year.

- n. The Petitioner should submit the current Status of RPO compliance (separately for Solar and Non-Solar) for FY 2010-11, FY 2011-12, FY 2012-13, FY 2013-14, FY 2014-15 & FY 2015-16 (upto December 2015) against the approved power purchase (as % of total power purchase as well as in MUs) in the respective years. The Petitioner should also provide the amount of subsidy received from GoUP in regard to purchase of such power for above years and its treatment in the respective ARRs.

Licensee's Response:

The Petitioner submits that the requisite details are attached hereby marked as "Annexure-8".

- o. Petitioner should submit the source-wise details of the actual power purchased during FY 2012-13, FY 2013-14, FY 2014-15, FY 2015-16 (till December) as per the enclosed Annexure - 3 Power Purchase Details.

Licensee's Response:

The Petitioner seeks some more time to respond to this query.


- p. As regard the power purchase for FY 2015-16 the Petitioner in para 6.1.6 (c) has submitted that the difference on Energy Requirement and available at DISCOM level was allocated to all the categories except HT, Agriculture and Railway on the basis of existing share in sales. Petitioner should submit in detail how such allocation has been made along with the supporting computation.

Licensee's Response:

The Licensee humbly submits that the detail of allocation of difference on Energy Requirement and available at DISCOM level was allocated to all the categories except HT, Agriculture and Railway on the basis of existing share in sales along with the supporting computation is provided in the load forecast model submitted along with the tariff petition.

- q. The Petitioner should submit actual RPO compliance (separately for Solar and Non-Solar) starting from FY 2011-12 to FY 2015-16 (till December) against the target.

Licensee's Response:


Assistant Engineer (R.A.U.)
UPPCL, Shakti Bhawan Extn.
14-Ashok Marg, Lucknow.

Deficiency Note on PVVNL's Petition for Truing-up of FY 2013-14 and ARR/Tariff for FY 2016-17

The Petitioner submits that the requisite details are attached hereby marked as "Annexure-8".

14. Revenue from Tariff

- a. Petitioner should submit the workable excel model to arrive at the revenue from the existing Tariff for FY 2016-17.

Licensee's Response:

The Petitioner hereby submits that the workable excel model to arrive at the revenue from the existing Tariff and the Tariff proposed for FY 2016-17 is hereby enclosed in a compact disc marked as "Annexure-9".

- b. Petitioner should submit its proposal for all the charges to be levied on the consumer opting for the open access of power in FY 2016-17.

Licensee's Response:


The Petitioner respectfully submits that the proposed cross subsidy charges are as proposed below:

WHEELING CHARGES FROM OPEN ACCESS CONSUMERS

Clause 2.1(2) & (3) of the Distribution Tariff Regulations provide that ARR/Tariff filing by the Distribution Licensee shall separately indicate Aggregate Revenue Requirement (ARR) for Wheeling function and Retail Supply function embedded in the distribution function. Till such time complete segregation of accounts between Wheeling and Retail Supply Business takes place ARR proposals for Wheeling and Retail Supply Business shall be prepared based on an allocation statement to the best judgment of the distribution licensee. The wheeling charge has been computed on overall consolidated discom basis keeping in line with the consistent philosophy of the Hon'ble Commission in past Tariff Orders.

Wheeling Charges for FY 2016-17

Particulars	DVVNL	MVVNL	PVVNL	PuVVNL	TOTAL
Net Distribution Wheeling Function ARR	1,408.84	1,195.17	1,921.67	1,734.41	6,260.10
Retail sales by Discom	20,551.90	17,434.92	28,032.91	25,301.24	91,320.97
Wheeling Charge					0.686


Chief Engineer (R.A.S.)
UPCL, Shakti Bhawan Bldg,
14-Ashok Marg, Lucknow.

VOLTAGE-WISE WHEELING CHARGES FOR FY 2016-17

S. No.	Particulars	Units	FY 2015-16
1	Connected at 11 kV		
I	Long Term (@ 80% of Average Wheeling Charge)	Rs./kWh	0.549
II	Short Term (@ 80% of Average Wheeling Charge)	Rs./kWh	0.549
2	Connected above 11 Kv		
I	Long Term (@ 50% of Average Wheeling Charge)	Rs./kWh	0.343
II	Short Term (@ 50% of Average Wheeling Charge)	Rs./kWh	0.343

COST OF SUPPLY FOR FY 2016-17

S No.	Categories	Wheeling Charge (D)	Wt. Avg. Power Purchase Cost (C)	System Loss (L)	Total Cost
1	HV Categories above 11 KV	0.343	6.132	4.00%	6.720
2	HV Categories at 11 KV	0.549	6.132	8.00%	7.171

CROSS SUBSIDY SURCHARGE PROPOSED FOR FY 2016-17

S No.	Categories	Average Billing Rate	Average Billing Rate (inclusive of Regulatory Surcharge) "T"	Cost of Supply for computing CSS	Cross Subsidy Surcharge "CSS"
1	HV-1 (Supply at 11 kV)	9.76	10.93	7.171	3.75
2	HV-1 (Supply above 11 kV)	9.36	10.48	6.720	3.76
3	HV-2 (Supply at 11 kV)	7.73	8.66	7.171	1.49
4	HV-2 (Supply above 11 kV)	6.94	7.77	6.720	1.05
5	HV-3 (Supply above 11 kV)	8.15	9.13	6.720	2.41
6	HV-4 (Supply at 11 kV)	8.03	8.99	7.171	1.82
7	HV-4 (Supply above 11 kV)	7.78	8.72	6.720	2.00

"T" – Projected to be 12% per annum

15. Capital Expenditure

- Petitioner has proposed capital expenditure of Rs.2431.31 Crore during FY 2016-17. In this regard, Petitioner should submit the details of preparedness to execute the works in terms of funds tie up and orders placed.

Licensee's Response

The proposed capital expenditure would be funded through a mix of debt and equity. The equity is invested by the GoUP through a budgetary allocation. The debt would be tied up

from financial institutions such as PFC and REC. The licensee has a long standing relationship with such financial institutions and getting debt support is not seen as a challenge. The work orders would be placed in the ensuing year as they pertain to FY 2016-17.

- b. In Form F9 (a) the Petitioner has submitted its loan profile. In this regards Petitioner should submit the duly filled form F9(a) indicating the source wise details of the opening balance, additions during the year, repayment closing balance, rate of interest as prescribed in the format instead of only total values for each sub head for FY 2013-14, FY 2014-15, FY 2015-16 and FY 2016-17 respectively. In the form F9 (a), the Petitioner has not submitted the addition, repayment and interest paid for the loan profile for FY 2014-15. The Petitioner should submit the same.

Licensee's Response

The licensee has followed the approach approved by the Hon'ble Commission in its previous true up orders wherein it had considered a normative tariff approach with a gearing of 70:30.

In this approach, 70% of the capital expenditure undertaken in any year has been considered to be financed through loan and balance 30% has been considered to be funded through equity contributions. The portion of capital expenditure financed through consumer contributions, capital subsidies and grants has been separated as the depreciation and interest thereon has not been charged to the beneficiaries.

Allowable depreciation for the year has been considered as normative loan repayment.


After consideration of a normative approach in the true up order loan wise segregation neither has any implication nor is possible

16. Bad and Doubtful Debts

As regards the provision for bad and doubtful debts,

- i. In line with the Regulations 4.4 of Distribution Tariff Regulations, 2006, Petitioner should submit the policy for Commission's approval to identify and write off bad debts in FY 2016-17.
- ii. The Petitioner should submit the actual bad and doubtful debts written off by it for FY 2013-14 and FY 2014-15 as per its Audited/provisional accounts.

Licensee's Response:


Chief Engineer (R.A.W.)
WPPCL, Shakti Bhawan Extn.
74-Ashok M60, Lucknow.

(a) The Petitioner respectfully submits that it has framed a policy for identifying and writing off old arrears and a copy of the same was submitted to the Hon'ble Commission during the proceedings in respect of ARR and Tariff Petition for FY 2014-15 and also a copy was annexed with the tariff filing for FY 2016-17. Appropriate directions have been issued to the field units to compile the sample cases based on such order issued by the licensee.

(b) Further, the provision for bad and doubtful debt made by the Petitioner is to the tune of Rs. 8.48 crore in FY 2013-14 (audited accounts) and Rs 6.69 crore in FY 2014-15 (provisional accounts)

17. Depreciation

- a. It has been observed that the Petitioner has claimed the depreciation for FY 2016-17 at an uniform rate of 7.84%. Petitioner has also submitted that the mentioned rate is the weighted average rate of depreciation rates specified in the Distribution Tariff Regulations, 2006. As regard the same, the Petitioner should submit the computation of arriving at the above mentioned weighted average rate in Ms. Excel Format with proper linkages and formulas instead of punch in numbers.

Licensee's Response


The Distribution Tariff Regulations provides for a depreciation rate of 7.84% in respect of lines and distribution system. Further, even in the tariff order for FY 2015-16, the Hon'ble Commission had considered a weighted average depreciation rate of 7.84%.

Accordingly, the licensee has considered a weighted average depreciation rate of 7.84% for the ensuing year FY 2016-17.

- b. In Table No. 7-16 of the Petition the Petitioner has mentioned net allowable depreciation as Rs.405.56 Crore for FY 2015-16 and Rs. 489.75 Crore for FY 2016-17. In Table No. 7.23, ARR for FY 2016-17 the depreciation has been considered to be Rs. 470.42 Crore for FY 2015-16 and Rs. 405.56 Crore for FY 2016-17. The Petitioner should submit reasons for this discrepancy.

Licensee's Response

The Petitioner humbly submits that there was an inadvertent error in table 7.23, allowable Depreciation should be considered Rs 405.56 crore in FY 2015-16 and 489.75 crore in FY 2016-17.


Chief Engineer (R.A.S.)
UPPCL, Shakti Bhawan Bldg.
14-Ashok Marg, Lucknow.

18. Interest on Working capital

- a. Petitioner while computing the interest on working capital requirement for FY 2016-17, has considered the one-twelfth of the sum of the book value of stores, materials and supplies at the end of each month of such financial year as Rs. 16.88 Crore. Petitioner should submit the basis of considering the same.

Licensee's Response

Regulation 4.8.2 (a) (ii) of the Distribution Tariff Regulations provides that working capital requirement would include one-twelfth of the sum of the book value of stores, materials and supplies which have been considered at 1/12 of the annual capital expenditure proposed for the ensuing year FY 2016-17.

- b. In para 7.12 the Petitioner has calculated the Interest on working Capital for FY 2015-16 and FY 2016-17 as Rs. 112.33 Crore and Rs. 146.38 Crore respectively. In para 7.13 of the Petition the Petitioner has considered the Interest on working Capital for FY 2015-16 and FY 2016-17 as Rs. 68.66 Crore and Rs. 112.33 Crore respectively. The petitioner should reasons for such variation.

Licensee's Response

The Petitioner humbly submits that there was an inadvertent error in table 7.13, Interest on working capital should be considered Rs 112.33 crore in FY 2015-16 and 146.38 crore in FY 2016-17.

19. Revenue gap and Carrying Cost

- a. The Petitioner has submitted that, it has evaluated a revenue gap of Rs. 811.03 Crore for FY 2016-17 and revenue gap of Rs. 1,590.27 Crore for truing up of FY 2013-14. It further submitted that, the total revenue gap which needs to be recovered by the Petitioner from its consumers is to the tune of Rs. 2,401.30 Crore excluding carrying cost. If the above claimed Revenue Gap of Rs. 2401.30 Crore does not include the carrying cost, then Petitioner should submit the revised revenue gap including the carrying cost along with the detailed computation in a workable excel sheets.

Licensee's Response

The Petitioner humbly submits that the carrying cost is to be allowable at the applicable interest rates and would be in addition to the revenue gap. It is clarified that the revenue gap claimed does not include carrying cost; however the same is to be allowed additionally.

Deficiency Note on PVVNL's Petition for Truing-up of FY 2013-14 and ARR/Tariff for FY 2016-17

Further, the Petitioner humbly submits that the revised revenue gap including the carrying cost along with the detailed computation of the same is summarized in the table below:

Particulars	Amount (Rs. Crore)
Revenue Gap as per True up Petition for 2013-14	1,590.27
Carrying Cost @12.50% for 2 years	397.57
Revenue Gap as per ARR for FY 2016-17 at existing tariff	811.03
Total	2,798.86

- b. Petitioner should submit the total revenue gap till end of FY 2016-17 (at existing tariff) considering the Revenue Gap approved by the Commission in its Order dated June 18, 2015 and the Revenue Gap claimed by the Petitioner in its Petition.

Licensee's Response

The Petitioner humbly submits that the total revenue gap till end of FY 2015-16 (at existing tariff) considering the Revenue Gap approved by the Commission in its Order dated 18th June 2015 (upto Truing-up for FY 2012-13) and the Revenue Gap claimed by the Petitioner in its Petition is summarized in the table below:

Particulars	Amount (Rs. Crore)
Revenue Gap approved by the Commission in its Order dated June 18, 2015 (upto Truing-up for FY 2012-13)	1,312.46
Revenue Gap as per True up Petition for 2013-14	1,590.27
Carrying Cost @12.50% for 2 years on above	397.57
Revenue Gap as per ARR for FY 2016-17	811.03
Total	4,111.32

- c. The Petitioner should also submit the detailed recovery mechanism for the gap claimed by the Petitioner created out of truing up of FY 2013-14 and ARR / Tariff of FY 2016-17.

Licensee's Response

The Petitioner humbly submits that it is understood that given the significant amount of revenue gap, the whole impact may not be able to be passed through a revision in retail tariffs, as it may lead to massive tariff shock. Thus the Petitioner requests the Hon'ble Commission being the Regulatory Authority, to find out a suitable way in which the Petitioner can recover its revenue gap and also the least burden can be passed on to the retail consumers to protect them from tariff shock.

- d. The Petitioner should also submit the consolidated Revenue Gap for PVVNL, MVVNL, PuVVNL and DVVNL till end of FY 2016-17 in workable MS-Excel sheet.

Licensee's Response

The Petitioner humbly submits that the consolidated Revenue Gap for PVVNL, MVVNL, PuVVNL gap till end of FY 2016-17 (at existing tariff) considering the Revenue Gap approved by the Commission in its Order dated 18th June 2015 (upto Truing-up for FY 2012-13) and the Revenue Gap claimed by the Petitioner in its Petition is summarized in the table below:

Particulars	DVVNL	MVVNL	PVVNL	PuVVNL	Consolidated
Revenue Gap approved by the Commission in its Order dated June 18, 2015 (upto Truing-up for FY 2012-13)	6,119.51	6,006.09	1,312.46	6,249.70	19,687.76
Revenue Gap as per True up Petition for 2013-14	3,394.09	1,942.91	1,590.27	2,809.32	9,736.59
Carrying Cost @12.50% for 2 years on above	848.52	485.73	397.57	702.33	2,434.15
Revenue Gap as per ARR for FY 2016-17	3,110.28	1,674.89	811.03	2,983.23	8,579.42
Total	13,472.40	10,109.62	4,111.32	12,744.57	40,437.92

20. Miscellaneous

- a. The Petitioner should submit the comparison of following parameters with Other States in India:
- Average Power Purchase Cost per unit
 - Ratio of HT/LT consumers
 - Average Cost of Supply (ACOS)
 - Tariff Comparison for Domestic, Non Domestic, LT Industrial, HT Industrial, PTW, Public Lamps, PWW, Railway Traction, and Bulk Supply categories of consumers.

Licensee's Response

The Petitioner respectfully submits that the relevant data published by Power Finance Corporation in its latest report on Performance of State Power Utilities is annexed herewith and marked as "Annexure-10".

- b. The Petitioner should submit Discom wise and consolidated trajectory for improvement in operational efficiency along with reduction in loss under UDAY (Ujwal DISCOM Assurance Yojana) launched by Ministry of Power.

Licensee's Response

The Petitioner respectfully submits that the Discom wise and consolidated trajectory for improvement in operational efficiency along with reduction in loss under UDAY (Ujwal DISCOM Assurance Yojana) launched by Ministry of Power is detailed hereunder:

Discom Name	FY 2015			FY 2016	FY 2017	FY 2018	FY 2019	FY 2020
	Dist. Losses	Collection Efficiency	AT&C	AT&C	AT&C	AT&C	AT&C	AT&C
DVVNL	28.69%	85.60%	38.95%	35.94%	30.30%	24.83%	20.44%	15.35%
MVVNL	24.11%	85.05%	35.46%	33.13%	27.80%	23.20%	19.45%	14.89%
PVVNL	22.62%	96.89%	25.02%	24.63%	22.99%	20.63%	17.53%	14.01%
PuVVNL	23.99%	76.25%	42.04%	38.87%	34.19%	26.92%	20.65%	15.49%
Kesco	26.10%	90.89%	32.83%	35.25%	29.44%	24.11%	19.37%	14.45%
Total UPPCL	25.06%	87.78%	34.22%	32.36%	28.27%	23.63%	19.36%	14.86%

- c. Petitioner should submit the details of the actions being taken up by the Petitioner and targets achieved towards reaching the goal of 100% metering in the Licensee Area as directed by the Commission in its previous Orders.

Licensee's Response:

The Petitioner seeks some more time to respond on this query.

- d. The Petitioner should submit consumer category and sub-category wise Regulatory Surcharges (separately for Regulatory Surcharge-1 & Regulatory Surcharge-2) collected (year wise) till FY 2015-16(December). Please also submit by when Regulatory Surcharge - 1 will stop as the recovery would have been completed.

Licensee's Response:

The Petitioner submits that the requisite details are hereby attached marked as "Annexure-5".

- e. The Petitioner should provide supporting documents for the subsidy which it is going to receive from GoUP/ any other organization for FY 2016-17. Also in light of the Hon'ble APTEL's Order dated November 23, 2015 in Petition No. 128/2014, the Petitioner should submit the details and current status of the additional subsidy to be received from GoUP.

Licensee's Response:

The Petitioner humbly submits that a petition has been filed before the Hon'ble Supreme Court against the APTEL's Order dated November 23, 2015 in Petition No. 128/2014.

- f. Petitioner should submit the details of the total prepaid meters installed in FY 2013-14, FY 2014-15, FY 2015-16 (till December).

Licensee's Response:

The Petitioner seeks some more time to respond on this query.

- g. Petitioner should submit the details of all the consumers who have taken open access during FY 2013-14, FY 2014-15, FY 2015-16 (till December). Petitioner should also submit the total revenue realized by the Licensee through open access charges.

Licensee's Response:

The Petitioner seeks some more time to respond on this query.

- h. The Commission vide letter UPERC/Secy/D(Tariff)/14-1282 dated November 3, 2014 asked certain information. In reference to the same, the Petitioner should submit the information sought in the referred letter so as to make it part of the current proceedings. The information sought in the referred letter is also extracted below:

"...

1. *Kindly submit the detailed design / methodology on tariffs to be charged from the end consumers of single point bulk load consumer having mixed loads for e.g. in LMV-1 (b), HV-1 (b) etc. after consultations with various stakeholders and specifically the end consumers affected.*
2. *Based on the tariff proposal submitted by the State owned Distribution Companies, slabs in LMV-6 category (for the first time) were approved by the Commission. You are requested to submit the details as to how the approved tariffs (slabs & TOD rates) for FY 2014-15 would be implemented vide the TOD metering system.*
3. *Based on your consumer data, you may please submit the following information:*

- i. For an average consumer (rural domestic) what is the load & consumption per month?
- ii. For an average consumer (urban domestic) what is the load & consumption per month?
- iii. For an average consumer (rural commercial) what is the load & consumption per month?
- iv. For an average consumer (urban commercial) what is the load & consumption per month?
- v. For an average consumer (PTW) what is the load & consumption per month?
- vi. For an average consumer (LMV-6) what is the load & consumption per month?
- vii. For an average consumer (HV-1) what is the load & consumption per month?
- viii. For an average consumer (HV-2) what is the load & consumption per month?

Further based on the above, you may kindly submit for each of the above (average consumer), the %rise in their electricity bill year wise, since 2003 till date."


Licensee's Response:

The Petitioner humbly submits that the requisite details are hereby attached marked as "Annexure-5".

- i. The Petitioner should submit a detailed proposal on the differential distribution of FPPCA based on 'through rate', or 'average billing rate' as suggested by the Petitioner itself and based on feedback of consumers and keeping their interest in mind. The Petitioner has not submitted any such proposal before the Commission till date. The Petitioner has not filed the detailed computation of the FPPCA formula for atleast a year, along with the details of quantum, amount & source of all the UI and unapproved power purchases made for each quarter of the year. In this regard, the Petitioner should submit the same at the earliest. In this regard, the Commission in its Order dated June 18, 2015 had given the following direction:-

"The Commission once again directs the licensees that they should file FPPCA in a timely and regular manner failing which the Commission may have to resort to take strict action against the Licensees like disallowance of additional power purchase expenses and the associated carrying cost on account of additional Power Purchase expenses or any other action that the Commission may deem fit while doing the Truing up."

In light of the above the Petitioner should submit why the Commission should not take appropriate action in this matter which it deems fit.


67
Chief Engineer (R.A.U.)
UPPCL, Shakti Bhawan Extn.
14-Ashok Marg, Lucknow.

Licensee's Response:

The Petitioner seeks some more time to respond on this query.

- j. The Petitioner should submit the GoUP subsidy details from inception to till date, for each year along with the billing determinants (i.e. no. of consumers, connected load, sales) for the category that availed the above subsidy.

Licensee's Response

The said details have already provided to the Hon'ble Commission in reply to query no. 11(f)

- k. The Petitioner should submit the Discom-wise Distribution losses in various States of India for last five years.

Licensee's Response:

The Petitioner respectfully submits that the relevant data published by Power Finance Corporation in its latest Report on Performance State Power Utilities is annexed herewith and marked as 'Annexure-10A'.

- l. The Petitioner should submit the details of its Distribution Losses and collection efficiency from inception to till date.

Licensee's Response


The Petitioner humbly submits that details of Distribution Losses and collection efficiency for FY 2013-14 and FY 2014-15 are summarized in the table below:

Particulars		FY 2013-14	FY 2014-15
Energy Input into Discoms	MU	18,436.63	19,138.36
Distribution Losses	MU	6,246.52	6,461.61
Distribution Losses	%	33.88%	33.76%
Energy Sales by Discoms	MU	12,190.11	12,676.75
Collection Efficiency	%	90.34%	85.73%

- m. The Petitioner should submit the percentage rise in tariff in each category for last six years (i.e. FY 2010-11 to FY 2015-16).

Licensee's Response

The Petitioner humbly submits that percentage rise in tariff for last six years (i.e. FY 2010-11 to FY 2015-16) is detailed in the table below:


Chief Engineer (R.A.U.)
PPCL, Shakti Bhawan Bldg
16-Ashok Marg, Lucknow.

Financial Year	Tariff Hike %
2010-11	NA
2011-12	NA
2012-13	20.93%
2013-14	10.29%
2014-15	11.28%
2015-16	5.47%

- n. The Petitioner should submit the details of wheeling charges, open access charges and transmission charges from inception till date approved by the Commission for the Distribution Licensee.

Licensee's Response:

The Petitioner respectfully submits that the details of wheeling charges, open access charges and transmission charges have been approved by the Hon'ble Commission in the past tariff orders under separate chapters titled "Open Access Charges". The same for the past three years are enclosed herewith and marked as "Annexure-11".

- o. The Petitioner should submit the year wise revenue gaps, ACOS, ABR, percentage gap in ACOS and ABR from inception till date for the Distribution Licensee.


Licensee's Response

The Petitioner humbly submits that the details of year wise revenue gaps, ACOS, ABR, percentage gap in ACOS and ABR for FY 2013-14 and FY 2014-15 for the Distribution Licensee is summarized in the table below:

Particulars	FY 2013-14 (True-up)	FY 2014-15 (Provisional Accounts)
Revenue Gap	1,590.27	1,813.77
ACOS	6.56	6.71
ABR	4.87	4.74
Percentage gap in ACOS and ABR	25.79%	29.47%

- p. The Petitioner should submit a detailed note on the merits and demerits of single part tariff and two part tariff. Petitioner should also submit the possibility of having single part tariff in certain categories along with the financial impact to the Licensee.

Licensee's Response:


Chief Engineer (R.A.E.)
UPPCL, Shakti Bhawan Extn.
14-Ashok Marg, Lucknow.

Deficiency Note on PVVNL's Petition for Truing-up of FY 2013-14 and ARR/Tariff for FY 2016-17

Section 45 of the Electricity Act, 2003 provides the power to distribution licensee to recover the charges for the supply of electricity by it in accordance with tariffs fixed from time to time. As per Section 45 (2):

The charges for electricity supplied by a distribution licensee shall be:

- (a) *fixed in accordance with the methods and the principles as may be specified by the concerned State Commissions;*
- (b) *published in such manner so as to give adequate publicity for such charges and prices.*

Section 45(3) (b) states that:

The charges for electricity supplied by a distribution licensee may include a fixed charge in addition to the charge for the actual electricity supplied.

Moreover, the National Tariff Policy, 2006 focuses on introduction of Two-part tariff and TOD tariffs as it would result in flattening the peak and implementing various energy conservation measures. Clause 8.4.1 of the National Tariff Policy, 2006 defines the tariff components and its applicability as follows:

"Two part tariffs featuring separate fixed and variable charges and Time differentiated tariff shall be introduced on priority for large consumers (say, consumers with demand exceeding 1 MW) within one year....."


Thus, the principle of two part tariff is well advocated in law and through policy intervention by the Government.

The benefits of two part tariff are mentioned below:

- (i) Two part tariff considers a balanced approach by regulators for recovery of costs.
 - (ii) Two part tariff ensures protection of interests of the licensee as well as that of the consumers.
 - (iii) Fixed cost component ensures a minimum recovery of costs
- q. The Petitioner should month wise consumer addition for FY 2013-14, FY 2014-15 and FY 2015-16 (till December).

Licensee's Response:

The Petitioner humbly submits that the requisite details are hereby attached marked as "Annexure-5"


Chief Engineer (R.A.U.)
UPCL, Shakti Bhawan Extn.
10-Ashok 70arg, Lucknow,

Deficiency Note on PVVNL's Petition for Truing-up of FY 2013-14 and ARR/Tariff for FY 2016-17

- r. For computation of Cross Subsidy Surcharge (CSS), the Petitioner should submit the values for system losses at applicable voltage levels ("L" as used in the calculation for CSS in the Distribution Tariff Regulations, 2006).

Licensee's Response:

The Petitioner humbly submits that the values for system losses at applicable voltage levels ("L" as used in the calculation for CSS in details hereunder:

S No.	Categories	System Loss (L)
1	HV Categories above 11 KV	4.00%
2	HV Categories at 11 KV	8.00%

E. Queries related to prerequisites as per UPERC (Multi Year Distribution Tariff) Regulations, 2014

- a. As per Regulation 4.2.1 the Distribution Licensee is required to initiate the benchmark studies under the supervision of the Commission to determine the desired performance standards and the study should be completed by September 30, 2015. As regard the same the Petitioner should submit the status of such study to be undertaken.

Licensee's Response:


Benchmarking studies required in accordance with the MYT Regulations 2014 is to be carried out under the supervision of the UPERC. The Petitioner would submit such studies as soon as the same would get completed.

- b. As per Regulation 16.2 the Distribution Licensee is required to form team consisting of an independent agency and designated team of the Distribution Licensee to validate the status of meters, load of metered consumers and category classification of consumers in the area of operations of Distribution Licensee. Such exercise should have been started from October 1, 2014. Petitioner should submit the status of the above exercise and its progress. Petitioner should also submit the necessary justification in case there is any delay.

Licensee's Response:

The Petitioner submits that a road-map in this regard would be chalked out in consultation with the Hon'ble Commission.

- c. Petitioner should submit a roadmap for reduction of cross subsidies in the period between FY 2016-17 to FY 2019-20 detailing intermediate milestones, based on the approach of a gradual reduction in cross subsidy.


71
Chief Engineer (R.A.U.)
UPCL, Shakti Bhawan Bldg,
14-Ashok Marg, Lucknow.

Licensee's Response:

At the outset, the Petitioner respectfully submits that the proposed rates for each consumer category are within $\pm 20\%$ of the ACOS. Further, it is imperative to reproduce the findings of the Hon'ble Commission in respect of the reduction of cross subsidies from the FY 2014-15 tariff order dated 01.10.2014:

"3.43.10 The Hon'ble Commission is of the view that tariff should be rationalized. However, it is also aware of the socio-economic condition of different groups of the population. Therefore, it is of the opinion, that there is a need to have a feasible solution that helps the cause of rationalization. The Commission has ensured that the tariff payable by these consumers is low, keeping in mind that they belong to the most disadvantaged sections of the society. The current tariff for this category of consumers, well justifies the rationalization policy of the Commission and is in line with the National Tariff Policy.

3.43.11 In accordance with the National Electricity Policy, consumers below poverty line who consume electricity below a specified level may receive a special support through cross subsidy. Tariffs for such designated group of consumers will be at least 50% of the average cost of supply. The tariff has been designed in such a way that it shall progressively reflect the cost of supply of electricity."

- d. The Petitioner should submit the status of the activities as listed in the "Annexure-A" of the "MYT Distribution Tariff Regulations, 2014" as applicable to the Petitioner.

Licensee's Response:

The Petitioner seeks some more time to respond to this query.

F. FRP related queries:

- a. The Commission is aware of the fact that expenses towards interest on long term loan, working capital etc. are allowed on normative basis, but the rate of interest considered by the Commission are based on actual in some cases. In this regard, the Petitioner must submit the segregated details pertaining to FRP and non- FRP loans and interest for FY 2013-14. Further, it should also submit the impact of FRP if any in the ARR / Tariff process of FY 2016-17 and Truing-up of FY 2013-14.

Licensee's Response

The Petitioner humbly submits that as per the consistent approach of the Hon'ble Commission, it considers a normative gearing of 70:30. Considering this approach, 70% of the capital expenditure undertaken in any year was considered to be financed through loan and balance 30% has been considered to be financed through equity contributions. The portion of capital expenditure financed

through consumer contributions, capital subsidies and grants was separated as the depreciation and interest thereon would not be charged to the consumers.

The FRP scheme was towards restructuring of power purchase liability and working capital loans. The FRP loans are towards working capital loans and are shown separately in the balance sheet under the head 'Bank Loans', and the interest portion is separately recognized in the audited accounts as 'interest on bank loans'. The interest on FRP loans does not form part of the total interest which is been worked out for the purpose of calculating weighted average interest on long term loans to be allowed in the ARR. Further, the interest on working capital has been claimed based on the normative approach prescribed by the Tariff Regulations. Hence the FRP has no impact over the ARR/Tariff process for FY 2016-17.

- b. It has been observed in the ARR Petition submitted by the Distribution Licensees for FY 2016-17 that there is no mention of impact of FRP on ARR for FY 2016-17. In respect of the same, the Petitioner should submit the impact of FRP scheme on the components of ARR such as interest expenses etc. separately for each Discom.


Licensee's Response

The Petitioner humbly submits that as per the consistent approach of the Hon'ble Commission, it considers a normative gearing of 70:30. Considering this approach, 70% of the capital expenditure undertaken in any year was considered to be financed through loan and balance 30% has been considered to be financed through equity contributions. The portion of capital expenditure financed through consumer contributions, capital subsidies and grants was separated as the depreciation and interest thereon would not be charged to the consumers.

The FRP scheme was towards restructuring of power purchase liability and working capital loans. The FRP loans are towards working capital loans and are shown separately in the balance sheet under the head 'Bank Loans', and the interest portion is separately recognized in the audited accounts as 'interest on bank loans'. The interest on FRP loans does not form part of the total interest which is been worked out for the purpose of calculating weighted average interest on long term loans to be allowed in the ARR. Further, the interest on working capital has been claimed based on the normative approach prescribed by the Tariff Regulations. Hence the FRP has no impact over the ARR/Tariff process for FY 2016-17.

The FRP prepared by the Discoms have already been submitted and the in-principle approval has already been granted by the Hon'ble Commission.

- c. The Petitioner should submit the actual details of loans pertaining to FRP for FY 2013-14, FY 2014-15, FY 2015-16 and FY 2016-17 (till December) including:
- i) Opening loan at the beginning of the year,


73
Chief Engineer (R.A.U.)
GPPCL, Shakti Bhawan Extn.
14-Ashok Marg, Lucknow.

- ii) Repayment during the year
- iii) Closing balance of loan at the end of the year
- iv) Effective interest rate
- v) Actual interest paid.

Licensee's Response

The Petitioner humbly submits that as per the consistent approach of the Hon'ble Commission, it considers a normative gearing of 70:30. Considering this approach, 70% of the capital expenditure undertaken in any year was considered to be financed through loan and balance 30% has been considered to be financed through equity contributions. The portion of capital expenditure financed through consumer contributions, capital subsidies and grants was separated as the depreciation and interest thereon would not be charged to the consumers.

The FRP scheme was towards restructuring of power purchase liability and working capital loans. The FRP loans are towards working capital loans and are shown separately in the balance sheet under the head 'Bank Loans', and the interest portion is separately recognized in the audited accounts as 'interest on bank loans'. The interest on FRP loans does not form part of the total interest which is been worked out for the purpose of calculating weighted average interest on long term loans to be allowed in the ARR. Further, the interest on working capital has been claimed based on the normative approach prescribed by the Tariff Regulations. Hence the FRP has no impact over the ARR/Tariff process for FY 2016-17.

The FRP prepared by the Discoms have already been submitted and the in-principle approval has already been granted by the Hon'ble Commission

G. Rate Schedule

- a. The Petitioner has not submitted any proposal for tariff revision for FY 2016-17. The Clause No. 2.1 (12) of the Distribution Tariff Regulations, 2006 specifies that:

"11. The Commission may initiate suo-moto proceedings for tariff determination in case the licensee fails to file its tariff revision petition in time as per these regulations; any revenue gap on account of delay in filing/non filing will be on account of licensee."

The Petitioner should submit immediately without any further delay the tariff proposal and treatment of the revenue gap, in absence of which the Commission will be constrained to proceed as per the above regulation. On receipt of the rate schedule for FY 2016-17 from the Petitioner the deficiency regarding the same may be raised.

Licensee's Response

The Petitioner humbly submits that the same has already been submitted to Hon'ble Commission vide letter No. 225/RAU/ ARR & Tariff 2016-17 dated 2nd February, 2016

Deficiency Note on PVVNL's Petition for Truing-up of FY 2013-14 and ARR/Tariff for FY 2016-17

- b. In the existing Rate Schedule for FY 2015-16 for HV-2 (Large and Heavy Power) the Commission in its Order dated FY 2015-16 has made the following provision.

“(C) Consumers already existing under HV-2 category with metering arrangement at low voltage:

Existing consumer under HV-2 with metering at 0.4 kV shall be required to pay as per schedule applicable to 11 kV consumers under HV-2 category.”[Emphasis Added]

The Commission is considering changing “at 0.4 kV” to “below 11 kV”. The Petitioner should submit its comments in this matter.

Licensee's Response:

The Petitioner is agreeable with the approach of the Hon'ble Commission.

- c. The Commission in its Order dated June 18, 2015, in the rate schedule for LMV- 10 category consumers had provided dispensation for rebate to be provided to the employees/ pensioners. The Petitioner should submit the current status on the same.

Licensee's Response:

The Petitioner seeks some more time to respond to this query.

- d. The Commission in its Order dated June 18, 2015, in the rate schedule under General Provision clause No. 20 for “ Scheme for Advance deposit for Future monthly energy bills” directed the Petitioner to make a provision for consumers who intend to make advance deposit against his future monthly energy bills for which the consumers shall be entitled to interest at bank rate as specified by RBI from time to time for the period during which advance exist for each month on reducing balance method and amount so accrued shall be adjusted in the electricity bill. In this regard the Petitioner should submit the current status of the total number of consumers who availed the scheme, amount collected, interest paid against the advance deposit and its treatment in the annual accounts/ ARR/ revenue.

Licensee's Response:

The Petitioner seeks some more time to respond to this query.

- e. The Petitioner should submit tariff design for the Single Point Bulk supply consumers along with the tariff proposal for FY 2016-17.

Licensee's Response

The Petitioner humbly submits that the same has already been submitted to Hon'ble Commission vide letter No. 225/RAU/ ARR & Tariff 2016-17 dated 2nd February, 2016

- f. The Petitioner had filed a Petition regarding definition of “Rural Schedule” on October 6, 2015 it was requested to the Commission to specify those areas/ feeder whose supply schedule, as given by

Deficiency Note on PVVNL's Petition for Truing-up of FY 2013-14 and ARR/Tariff for FY 2016-17

SLDC, is less than 12 hours per day on monthly basis, shall be treated as getting supply as per Rural Schedule. The Petitioner may make the same a part of current proceeding and include it in the tariff proposal for FY 2016-17.

Licensee's Response:

The Petitioner humbly submits that it is agreeable with the Commissions advice for including the referred petition as part of current proceeding and requests to also include the same in the tariff proposal for FY 2016-17.

Additional Queries

- a. The distribution loss levels, operational efficiency and revenue gaps are different for each Discom in the State. The Petitioner should submit its comments for different tariff structure for each Discom.

Licensee's Response:

Clause 8.4.2 of the Tariff Policy states:

"The National Electricity Policy states that existing PPAs with the generating companies would need to be suitably assigned to the successor distribution companies. The State Governments may make such assignments taking care of different load profiles of the distribution companies so that retail tariffs are uniform in the State for different categories of consumers. Thereafter the retail tariffs would reflect the relative efficiency of distribution companies in procuring power at competitive costs, controlling theft and reducing other distribution losses."

Hence in line with the Tariff Policy and the consistent philosophy of the State Commission in the past year, the licensees have proposed uniform retail tariffs.

- b. The Petitioner should submit the details of consumer category / sub-category wise estimated sales, revenue, number of consumers, connected load of Torrent Franchisee area separately for FY 2014-15 and FY 2015-16 (upto December 2015) separately.


Licensee's Response:

The Petitioner humbly submits that the requisite details are hereby attached marked as "Annexure-12".

- c. Petitioner should submit category and sub-category wise, month wise achievement details of the conversion of unmetered consumers to metered category in FY 2014-15, FY 2015-16 (upto December 2015) respectively.

Licensee's Response:

The Petitioner seeks some more time to respond to this query.


76
Chief Engineer (R.A.U.)
UPPCL, Shakti Bhawan Extn,
14-Ashok Marg, Lucknow.

Deficiency Note on PVVNL's Petition for Truing-up of FY 2013-14 and ARR/Tariff for FY 2016-17

- d. Petitioner should submit the cross subsidy surcharge proposed for each category of consumers in FY 2016-17 along with detailed computation in a workable excel sheet.

Licensee's Response:

The Petitioner respectfully submits that the proposed cross subsidy charges are as proposed below:

WHEELING CHARGES FROM OPEN ACCESS CONSUMERS

Clause 2.1(2) & (3) of the Distribution Tariff Regulations provide that ARR/Tariff filing by the Distribution Licensee shall separately indicate Aggregate Revenue Requirement (ARR) for Wheeling function and Retail Supply function embedded in the distribution function. Till such time complete segregation of accounts between Wheeling and Retail Supply Business takes place ARR proposals for Wheeling and Retail Supply Business shall be prepared based on an allocation statement to the best judgment of the distribution licensee. The wheeling charge has been computed on overall consolidated discom basis keeping in line with the consistent philosophy of the Hon'ble Commission in past Tariff Orders.

Wheeling Charges for FY 2016-17

Particulars	DVVNL	MVVNL	PVVNL	PuVVNL	TOTAL
Net Distribution Wheeling Function ARR	1,408.84	1,195.17	1,921.67	1,734.41	6,260.10
Retail sales by Discom	20,551.90	17,434.92	28,032.91	25,301.24	91,320.97
Wheeling Charge					0.686

VOLTAGE-WISE WHEELING CHARGES FOR FY 2016-17

S. No.	Particulars	Units	FY 2015-16
1	Connected at 11 kV		
I	Long Term (@ 80% of Average Wheeling Charge)	Rs./kWh	0.549
II	Short Term (@ 80% of Average Wheeling Charge)	Rs./kWh	0.549
2	Connected above 11 kV		
I	Long Term (@ 50% of Average Wheeling Charge)	Rs./kWh	0.343
II	Short Term (@ 50% of Average Wheeling Charge)	Rs./kWh	0.343

COST OF SUPPLY FOR FY 2016-17

S No.	Categories	Wheeling Charge (D)	Wt. Avg. Power Purchase Cost (C)	System Loss (L)	Total Cost
1	HV Categories above 11 KV	0.343	6.132	4.00%	6.720
2	HV Categories at 11 KV	0.549	6.132	8.00%	7.171

CROSS SUBSIDY SURCHARGE PROPOSED FOR FY 2016-17

S No.	Categories	Average Billing Rate	Average Billing Rate (inclusive of Regulatory Surcharge) "T"	Cost of Supply for computing CSS	Cross Subsidy Surcharge "CSS"
1	HV-1 (Supply at 11 kV)	9.76	10.93	7.171	3.75
2	HV-1 (Supply above 11 kV)	9.36	10.48	6.720	3.76
3	HV-2 (Supply at 11 kV)	7.73	8.66	7.171	1.49
4	HV-2 (Supply above 11 kV)	6.94	7.77	6.720	1.05
5	HV-3 (Supply above 11 kV)	8.15	9.13	6.720	2.41
6	HV-4 (Supply at 11 kV)	8.03	8.99	7.171	1.82
7	HV-4 (Supply above 11 kV)	7.78	8.72	6.720	2.00

"T" – Projected to be 12% per annum

- e. Further, the Petitioner should also submit the actual collection efficiency from FY 2012-13 to FY 2015-16 (till December) for each Distribution Licensee clearly depicting the revenue collected for that particular year and the arrear received for previous years in a workable MS-Excel sheet.

Licensee's Response:

The Petitioner respectfully submits that Tariff form-12 filed along with the instant petition contains the desired data towards revenue collection. Further, the Petitioner respectfully submits that revenue collection has no bearing on the Annual Revenue Requirement and this has already been elaborated by the Hon'ble Commission in its FY 2014-15 Tariff Order dated 01.10.2014.

3.10.12 The Commission agrees with the Licensee's submission that the past dues cannot be treated as income of the Distribution Licensee and further treating the realization of arrears as income would amount to double accounting of income as also established by the Hon'ble ATE in its above mentioned Judgments.

3.10.13 The Commission has ensured that Truing-up and Tariff determination has been done in accordance with the philosophies and principles laid in the Distribution Tariff Regulations, 2006 and the past Orders of the Commission. In the True up Sections of this Order the Commission has also conducted revenue side Truing up, which has ensured that the burden of poor collection efficiency and consequent larger arrears is not passed on to the consumers.

3.10.14 The Commission in its Orders dated 21st May, 2013 and 31st May, 2013 had directed the Distribution Licensee to formulate a policy for identifying and writing off fictitious arrears within a period of 6 months from the date of Order and submit a copy of such report before the Commission. However, the same has not been submitted so far, as detailed subsequently the Commission in this

Order the Commission has accorded a final opportunity to the Licensee to comply with the directive of the Commission."

- f. The Petitioner should submit the supporting documents / SLDC Certification, justifying that the contracted capacity entitled for each source, specifically the cheaper sources, had being fully utilized in FY 2013-14. It should submit the source wise / station wise details regarding the contracted capacity and the actual power procured from that station for FY 2013-14 clearly depicting the fixed and variable charges. Petitioner should also submit the justification / reasoning if power is not being procured from any station / cheaper source to the fullest extent i.e. the contracted capacity.

Licensee's Response:

The SLDC is scheduling and dispatching in real time basis as per the provisions of IEGC/UPEGC. Petitioner respectfully submits that the Merit Order Schedule has been strictly complied with in FY 2013-14. Further, the source wise monthly power purchase details have already been submitted to the Hon'ble Commission in FY 2013-14 tariff proceedings.

- g. Petitioner should submit the detailed status of ascertaining the actual load of consumers under LMV-1 (a) and LMV-2 (a) categories so that the contracted load of such consumers should not be in variation with their actual load as per the Order given by the Commission dated June 18, 2015.


Licensee's Response:

The Petitioner respectfully submits that the field officers' conduct regular drives for load verification and if any anomaly is found then due process prescribed by law is followed to regularize the load. Also adequate advertisement is made through several media sources to encourage voluntary disclosure of actual load in cases where it is at variance with the contracted load.

- h. Petitioner should submit the status of metering of consumers under LMV-10 category.

Licensee's Response:

The Petitioner respectfully submits that it already recovers a reasonable sum towards the cost of electricity sold to departmental employees. In the first stage, the Petitioner has embarked towards the glorious intention of 100% metering and has proceeded to accomplish the metering target in a phased manner. Further Licensee is bound to honor the Statutory provision mandated by Section 23 (7) of Electricity Reforms Act, 1999 which provides that "terms and condition of service of the personnel shall not be less favourable to the terms and condition which were applicable to them before the transfer".


79
Chief Engineer (R.A.U.)
UPPCL, Shakti Bhawan Extn.
14-Ashok Marg, Lucknow.

- i. The Petitioner should submit the category wise / sub category wise details for the no. of consumers separately for Urban & Rural area with the details of unmetered and metered consumers. It should also submit the category wise / sub category wise details of the no. of consumers that are being billed as per the metered category but till now no meter has been installed for those consumers. The Petitioner should duly submit the details as per the attached **Annexure-4**.

Licensee's Response:

The Petitioner respectfully submits that the sub-category wise details of the metered and unmetered consumers have been provided in the Load Forecast Model, workable excel copy of which has been provided with these reply in the form of a compact disc. It is humbly prayed that the submission of the information in Annexure-5 may be waived for the sake of brevity as the same is being provided in the load forecast model.

- j. As per the clarification issued by the Ministry of Power letter No. 25/19/2004-R&R dated 06.05.2014 regarding granting the status of deemed licensee to the Indian Railways and subsequently relief has been granted to the Indian Railways by CERC vide order dated 5.11.2015 in Petition No. 197/MP/2015 in the matter, the petitioner should examine the repercussion of the said order and furnish a considered view on the treatment to be given to Railways. The petitioners should also furnish the analysis of the impact on the ARR proposed in the petition.

Licensee's Response:

The Petitioner humbly submits that while disposing the Petition No. 197/MP/2015, the CERC has acknowledged the Indian Railways as a deemed Licensee which is found to be not a legally neat judgment, as it is felt that railways cannot be allowed such license to procure power without undertaking their responsibilities of universal service obligation. UPPCL is proceeding to file a petition in this regard before the APTEL as such decision of CERC is not in the commercial interest of UPPCL.

- k. Ministry of Power, Govt. of India vide its letter dated 7th January 2016 addressed to UPPCL has communicated about the scheme for utilisation of gas based power generation capacity and release of PSDF fund. In the said letter, MoP communicated that the Distribution Licensee is requested to approach the Ministry of Power for releasing PSDF fund along with relevant supporting documents. In this regard, UPPCL should submit the details of power availed till date/proposed to be availed in FY 2015-16 and FY 2016-17 under this scheme with complete details as follows:

- Capacity (MW)
- Proposed Energy Purchase during FY 2015-16 and FY 2016-17 separately
- Fixed Cost per unit

- Variable Cost per unit
- Total Amount to be obtained under PSDF Fund

MoP in the said letter also mentioned that the distribution licensee to obtain the approval of Appropriate Commission on the electricity tariff for the incremental energy generated and ensure that the tariff for this incremental electricity purchased by the distribution licensee does not exceed the target price as specified under Phase II of the scheme. UPPCL in this regard should submit a separate application for approval of the Commission.

Licensee's Response:

The Petitioner humbly submits that the requisite details are hereby attached marked as "Annexure-13".

- I. The Commission in its Order dated November 3, 2015 in Petition No. 995/2014 in the matter of M/s. Rimjhim Ispat Pvt. Ltd. had given the following direction:


"Directions on Issue No. 1:

The Commission in its Tariff Order dated October 1, 2014, has rightly computed the cross subsidy surcharge as per the relevant provisions of the Distribution Tariff Regulations, 2006. However the Commission realises that provisions made in the Tariff Orders for FY 2014-15 & FY 2015-16 regarding open access cross subsidy surcharge has failed in operationalization of open access in the State despite power prices being low in the power exchanges. Therefore to promote open access in the State, the Commission directs that provisions regarding open access surcharge made in the Tariff Orders for FY 2014-15 & FY 2015-16 be kept in abeyance and all open access consumers may be levied the cross subsidy surcharge as per rates approved in the Tariff Orders for FY 2013-14 only. The Commission would be revisiting the issue of cross subsidy surcharge etc. in its next Tariff Order with a view to promote open access as mandated by the Electricity Act, 2003. Further the Commission directs UPPCL to file a detailed report within a month on the various aspects of open access and reasons why it is not being operationalized. Also UPPCL / SLDC are directed to submit within 15 days, the details of all open access consumers in the State along with the quantum of power wheeled through open access, charges levied etc. for FY 2012-13, FY 2013-14 & FY 2014-15."

The Petitioner should make its submission in this regard.

Licensee's Response:

The Petitioner has challenged the decision of the Commission before the Hon'ble APTEL, in regard with keeping in abeyance the open access surcharge approved in Tariff Orders for FY 2014-15 & FY 2015-16 and on the directive that open access consumers may be levied the cross subsidy surcharge as per rates approved in the Tariff Orders for FY 2013-14 only.


Chief Engineer (R.A.U.)
UPPCL, Shakti Bhawan Extn.,
14-Ashok Marg, Lucknow,

Annexure-1

MANAGEMENT'S REPLY TO THE STATUTORY AUDITORS' REPORT ON THE ACCOUNTS OF
THE CORPORATION FOR THE YEAR ENDED ON 31.03.2014

AUDITORS' REPORT	MANAGEMENT'S REPLY
<p>To, The Members UP Power Corporation Limited, Shakti Bhawan, 14 Ashok Marg, Lucknow.</p> <p>Report on the Financial Statements</p> <p>We have audited the accompanying financial statements of U. P. Power Corporation Limited ("the Company"), which comprise the Balance Sheet as at March 31, 2014, the Statement of Profit and Loss and Cash Flow Statement for the year then ended and a summary of significant accounting policies and other explanatory information (which have been signed by us on this date with reference to this report) wherein are incorporated the accounts of Zonal Accounts Office (Material Management) audited by the branch auditor.</p>	<p style="text-align: center;">No Comments</p>
<p>Management's Responsibility for the Financial Statements</p> <p>Management is responsible for the preparation of these financial statements that give a true and fair view of the financial position and financial performance and cash flows of the company in accordance with the accounting principles generally accepted in India including Accounting Standards referred to in Section 211 (3C) of the Companies Act, 1956 ("the Act") read with the General Circular 15/2013 dated 13th September 2013 of the Ministry of Corporate Affairs in respect of section 133 of the Companies Act, 2013. This responsibility includes the design, implementation and maintenance of internal controls relevant to the preparation and presentation of the financial statements that give a true and fair view and are free from material misstatement, whether due to fraud or error.</p>	<p style="text-align: center;">No Comments</p>

[Handwritten signature]

[Handwritten signature]

AUDITORS' REPORT	MANAGEMENT'S REPLY
<p>Auditor's Responsibility</p> <p>Our responsibility is to express an opinion on these financial statements based on our audit. We conducted our audit in accordance with the Standards on Auditing issued by the Institute of Chartered Accountants of India. Those Standards require that we comply with ethical requirements and plan and perform the audit to obtain reasonable assurance about whether the financial statements are free from material misstatements.</p> <p>An audit involves performing procedures to obtain audit evidence about the amounts and disclosures in the financial statements. The procedures selected depend on the auditor's judgment, including the assessment of the risks of material misstatement, of the financial statements, whether due to fraud or error. In making those risk assessments, the auditor considers internal control relevant to the company's preparation and fair presentation of the financial statements in order to design audit procedures that are appropriate in the circumstances, but not for the purpose of expressing an opinion on the effectiveness of the company's internal control. An audit also includes evaluating the appropriateness of the accounting policies used and the reasonableness of the accounting estimates made by the management, as well as evaluating the overall presentation of the financial statements.</p> <p>We believe that the audit evidence we have obtained is sufficient and appropriate to provide a basis for our audit opinion.</p>	<p>No Comments</p>
<p>Basis for Qualified Opinion</p> <p>(1) <i>As mentioned in para 2 (a) and 3 of Note no. 29 (B) of transfer schemes of DISCOMs and TRANSCO are pending for approval of Government of Uttar Pradesh (GoUP) and debit balance of Rs. 1,784.30 crores (net) in Restructuring Account under Other Non-Current Assets relates to the transactions affecting the balances of assets and liabilities of the Company/DISCOMs/</i></p>	<p>The final Transfer Schemes of Discoms/Transco are finalized by GoUP and sent for publication in extra ordinary gazette by GoUP letter no. 2792(1)/24-P-2-15-Sa(218)/2014 dated Nov 3, 2015. The consequential adjustments in the balances of Assets and Liabilities will be given as per notification in the Accounts in hands.</p>

AUDITORS' REPORT	MANAGEMENT'S REPLY
<p>UPPTCL which were transferred under the various transfer schemes.</p> <p>Consequently, the balances of assets and liabilities as at the year-end are subject to confirmation, reconciliation and consequential adjustments, if any, with these transfer schemes on issue of notification of final transfer schemes by the GoUP.</p>	
<p>(2) Details of balances pertaining to DISCOMs which are included in some assets and liabilities in addition to the balances which have already been transferred provisionally to DISCOMs was not provided to us. These balances will also be transferred to the DISCOMs on issue of notification of final transfer schemes by GoUP. Consequently, balances of assets and liabilities are subject to confirmation, reconciliation and consequential adjustments, if any. Further in view of the above interest on security deposits from consumers and on financial participation by consumers has also not been recognised in the financial statements {Refer para 14 of Note no. 29(B)}.</p>	<p>Since Final Discoms Transfer Scheme has been issued hence, the balances of Assets and Liabilities lying in the books of UPPCL pertaining to Discoms will be transferred to Discoms as per Notifications in the Accounts in hands.</p>
<p>(3) Current Assets include Rs. 181.00 crores as 'Inter Unit Transfer' being the un-reconciled balance of Inter Unit transactions. The Company has informed that the reconciliation of inter unit account is in process {Refer Para 8 of Note 29(B)}.</p>	<p>The reconciliation of inter unit transactions is a continuous process and the effects of unmatched entries will be given in the accounts of subsequent year.</p>
<p>(4) Documentary evidences in respect of ownership/title of land and land rights, buildings were not provided to us and hence could not be verified.</p>	<p>Necessary evidences are kept at unit level.</p>
<p>(5) Capital work in progress (Note No. 10) aggregating Rs. 208.29 crores as at the year-end include old balances pertaining to the earlier years, in the absence of adequate information we are unable to comment on the appropriateness of the such amount.</p>	<p>The balances shown under the head 'CWIP' were transferred in lump-sum by Transfer Scheme 2001 to UPPCL and subsequently out of these balances provisional balances under CWIP were transferred to Discoms as notified by Discoms Transfer Scheme (provisional) 2003. Since at that time there were no unit wise balances therefore adjustments could</p>

[Handwritten signature]

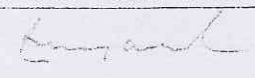
[Handwritten signature]

AUDITORS' REPORT	MANAGEMENT'S REPLY
	not be worked out. However, unit wise balances under OBR Exercise have now been worked out. Since Transfer Scheme is finalised hence, necessary adjustments will be made in the accounts in hand.
(6) <i>Dues payable to Micro, Small and Medium Enterprises as defined under MSMED Act, 2006 have not been disclosed in accordance with section 22 of the Act and interest, if any, due on such balances has also not been recognized in the financial statement as sufficient information is not available with the Company (Refer para 13 of Note no. 29(B)).</i>	Amount due to Micro, Small and medium enterprises (under the MSMED Act 2006) could not be ascertained and interest thereon could not be provided for want of sufficient related information. However the company is in process to obtain the complete information in this regard.
(7) <i>The balances of all assets and liabilities of the Company other than secured loans, non-current investments and bank balances are subject to confirmation, reconciliation and consequential adjustments, if any. Further in view of the above and in the absence of adequate information, we are unable to comment on the adequacy or otherwise of the provision for bad & doubtful debts made in respect of Long Term Loans & Advances (Note no. 12), Other non-current assets (Note no. 13), Trade Receivables (Note no. 15), Short Term Loans & Advances (Note no. 17) and Other Current Assets (Note, No. 18).</i>	Reconciliation work of the balances under the head of current assets, non-current assets, current and non-current loans and advances, unsecured loans, current and non-current liabilities (including the balances of DISCOMs, other companies etc), is a continuous process and necessary accountal/adjustment will be made in the books of account, as may be required from time to time as per the reconciliation. The provision for Bad & Doubtful Debts made in respect of Long Term Loans & Advances, Other non-current assets, Trade Receivables, Short Term Loans & Advances and Other Current Assets have been made on consistent basis and are adequate.
(8) <i>It was observed that the maintenance of party-wise subsidiary ledger and its reconciliation with primary books of accounts i.e. cash book and sectional journal are not proper and effective as various transfer schemes notified by the government were not final and the party-wise reconciliation of balances as at the beginning of the year is still in process.</i>	Instructions have been issued to units to maintain the party wise subsidiary books of accounts and ensure its matching with primary books of accounts.
(9) (a) <i>The inventories have been valued at cost and not at 'lower of cost or net realizable value' as required by AS 2 'Valuation of Inventories'. (Refer accounting policy no. 5 of</i>	The Corporation is maintaining the inventory only for construction and maintenance of fixed assets. The Corporation do not have any inventory of finished stock i.e. electricity.


add

Signature

AUDITORS' REPORT	MANAGEMENT'S REPLY
<p>Note no. 29(A)). Further, in the absence of sufficient and appropriate information, we are unable to comment on the adequacy or otherwise of provision made for old, obsolete and unserviceable stores.</p>	<p>Hence the valuation of inventory does not contravene the provisions of AS-2. Further to note that provision under this head has been given in the Transfer Scheme related to UPPCL.</p>
<p>(b) Recognition of interest on loans to staff and other items of income mentioned in accounting policy no.1 (c) of Note no. 29 (A) has been done on cash basis. This is not in accordance with the provisions of AS 9 'Revenue Recognition'.</p>	<p>Accounting has been done as per Significant Accounting Policies of the Corporation considering the certainty of realization in line with AS 9.</p>
<p>(c) The cost of fixed assets includes employees cost and general & administration expenses as per the accounting policy 2(d) of Note no. 29 (A). This is not in accordance with the provisions of Accounting Standard (AS) 10 'Accounting for fixed assets'.</p>	<p>Due to multiplicity of functional units as well as multiplicity of function at particular unit, capitalization policy of Indirect expenses like employee cost and General & Administrative Expenses are framed to capitalize the said expenses at a predetermined rate and accordingly the treatment has been given while capitalizing the indirect expenses.</p>
<p>(d) Leave encashment is accounted for on the basis of claims received and approved during the year (Refer accounting policy no. 8 (b) of Note no. 29 (A)). Further, provisions for pension and gratuity in respect of employees has been made on the basis of actuarial valuation report dated 09.11.2000 adopted by the Board of Directors (Refer accounting policy number 8 (a) of Note no. 29 (A) and para 5 of Note no. 29(B)).</p> <p>Recognition, measurement and disclosure of employee benefits is not in accordance with the provisions of AS 15, Employees Benefits (revised 2005).</p>	<p>In absence of the latest actuarial valuation report, the provision of Pension and Gratuity has been made on the basis of actuarial valuation report dated 09.11.2000.</p>
<p>(e) In the absence of adequate information substantiating the opinion of the Management of the Company on impairment of assets as mentioned in para 23 of Note no. 29(B), we are unable to comment on the compliance with the provisions of Accounting Standard (AS) 28 'Impairment of Assets'.</p>	<p>As regards the impairment of Assets, no specific indication of impairment of any assets as on balance sheet date was noticed as envisaged by AS- 28 of ICAI. Further to note, that the assets of the corporation have been accounted for at their historical cost and most of them are very old where the impairment of assets is very unlikely.</p>
<p>(10) The financial statements of the Zonal Accounts Office (Material Management) were not prepared by the Company and the financial statements of the Company have been prepared by incorporating the trial balances of</p>	<p>It is to state that the Financial Statements of Zonal Accounts Office (MM) can not be prepared as units covered under ZAO (MM) account for the transactions for the works allocated to them and these units do not</p>

AUDITORS' REPORT	MANAGEMENT'S REPLY
<p>Zonal Accounts Office (Material Management). The branch auditor has also expressed the audit opinion on the Trial Balances as at 31st March, 2014 of the Zonal Accounts Office (Material Management).</p> <p>In view of the above, we are unable to comment on the basis of classification of the assets and liabilities, income & expenditure of Zonal Accounts Office (Material Management) in the financial statements of the Company as also whether such classification is in accordance with the requirement of Schedule VI of the Companies Act, 1956.</p>	<p>reflect the entire working of the UPPCL</p>
<p>(11) Provision towards Wealth Tax Liability has not been made by the Company for current year and previous years.</p>	<p>Necessary instructions have been issued to units to verify the liability of wealth Tax, if any, and provide for the same, if required</p>
<p>(12) For want of complete information, the cumulative impact of our observations in paras 1 to 11 above and in the annexure to this Report is not ascertained.</p>	<p>No Comments</p>
<p>Emphasis of matter</p> <p>We draw attention to para 4 (c) of Note No. 29(B) stating that interest amounting to Rs. 4859.20 crores during the year has been shown as receivables from respective Discoms. Our opinion is not qualified in respect of this matter.</p>	<p>To strengthen the financial position of Discoms and ease out the position of payment of power purchase liability by Discoms to UPPCL, U.P. Power Corporation Ltd. has taken the loan from Banks and Financial Institutions on behalf of Distribution companies in terms of Financial Restructuring Plan (FRP) of Govt. of India. The accountal of interest and repayment liability of these loans are to be accounted for in the books of Distribution companies so that the year wise losses of Distribution companies may be correctly assessed as per FRP. Accordingly the Board of Directors has decided to account for the amount of interest payment in the books of UPPCL which is further allocated to all Discoms. The above activity is done as per policy decided by Corporation and is also according to Accounting Rules.</p>
<p>Opinion</p> <p>In our opinion and to the best of our information and according to the explanations given to us, <i>except for matters described in</i></p>	<p>No Comments</p>






AUDITORS' REPORT	MANAGEMENT'S REPLY
<p><i>'basis for qualified opinion' paragraph</i> the aforesaid financial statements give the information required by the Act in the manner so required and give a true and fair view in conformity with the accounting principles generally accepted in India:</p>	
<p>(a) In the case of Balance Sheet, of the state of affairs of the Company as at March 31, 2014;</p>	No Comments
<p>(b) In the case of the Statement of Profit and Loss, of the loss for the year ended on that date and.</p>	No Comments
<p>(c) In the case of the Cash Flow Statement, of the cash flows for the year ended on that date.</p>	No Comments
<p>Report on Other Legal and Regulatory Requirements</p>	
<p>1. As required by the Companies (Auditor's Report) Order, 2003 ("the order") issued by the Central Government of India in terms of Section 227 (4A) of the Act, we give in the Annexure a statement on the matters specified in paragraphs 4 and 5 of the Order.</p>	No Comments
<p>2. As required by section 227(3) of the Act, We report that:</p>	
<p>a. We have obtained all the information and explanations which to the best of our knowledge and belief were necessary for the purpose of our audit.</p>	No Comments
<p>b. In our opinion, and <i>subject to the matters described in para 8 of 'Basis for qualified opinion' paragraph</i> proper books of accounts as required by law have been kept by the Company so far as appears from the examination of those books and <i>subject to our observation in para 10 of basis for qualified opinion paragraph</i> proper returns adequate for the purposes of our audit have been received from branches not visited by us.</p>	No Comments
<p>c. The report on the accounts of the branch offices audited under section 228 by other</p>	No Comments

[Handwritten signature]

[Handwritten signature]

AUDITORS' REPORT	MANAGEMENT'S REPLY
auditor has been forwarded to us as required by clause (c) of sub-section (3) of section 228 and have been dealt with in preparing our report in the manner considered necessary by us;"	
d. The Balance Sheet, the Statement of Profit and Loss and Cash Flow Statement dealt with by this report are in agreement with the books of accounts.	No Comments
e. In our opinion, <i>subject to matters described in para 9 of 'Basis for qualified opinion'</i> the Balance Sheet, the Statement of Profit and Loss and Cash Flow Statement dealt by this report comply with the Accounting Standards referred to in Section 211(3C) of the Act;	No Comments
f. In view of department of company affairs' circular no. 8/2002, the provisions of disqualification of directors as per section 274 (1) (g) of the Companies Act, 1956 are not applicable to the company.	No Comments
g. The Company has a part-time Company Secretary. <i>This is not in accordance with the provisions of Section 383A of the Companies Act, 1956 which prescribes for the appointment of a whole time Company Secretary in every company having a paid up share capital of Rs.5 crores or above.</i>	The Company is in the process of appointing a full time Company Secretary.


 (A.K. Gupta)
 Chief General Manager (Accounts)


 (S.K. Agarwal)
 Director (Finance)

Management's reply to the Annexure of Statutory Auditors' Report

ANNEXURE OF STATUTORY AUDITORS' REPORT			MANAGEMENT'S REPLY
<p>(Annexure referred to in our report of even date to the members of U.P. Power Corporation Limited on the accounts for the year ended on 31st March, 2014)</p> <p>On the basis of such tests as we considered appropriate to apply, the information and explanation rendered to us by the management during the course of audit of head office and the Auditor' Report of Zonal Accounts Office (Material Management) audited by other auditors, we report as under :-</p>			
(i)	(a)	<i>The company has not maintained proper records showing full particulars including quantitative details and situations of fixed assets as required by the Companies Act, 1956.</i>	Instructions have been issued to units to maintain the Fixed Assets Registers
	(b)	<i>The company has not carried out physical verification of the fixed assets hence we are unable to comment whether any material discrepancy was noticed as such or not.</i>	Necessary instructions have been issued to the units to carry out the physical verification of assets as soon as possible.
	(c)	<i>The company has not disposed of substantial part of the fixed assets during the year.</i>	No Comments
(ii)	(a)	<i>During the year, the inventory of the company has not been physically verified by the management.</i>	Necessary instructions have been issued to the units to carry out the physical verification of inventory as soon as possible.
	(b)	<i>As per the size of the company and nature of its business, adequate procedure of physical verification of inventory was not followed by the management during the year.</i>	Necessary instructions have been issued to the units to follow the adequate procedure for physical verification of inventory as soon as possible.
	(c)	<i>The company is maintaining proper records of inventory. As the company has not physically verified the inventory during the year, the discrepancies on physical verification can not be commented upon.</i>	No Comments

[Handwritten signature]

[Handwritten signature]

ANNEXURE OF STATUTORY AUDITORS' REPORT			MANAGEMENT'S REPLY
(iii)	(a)	As per the information and explanation given to us, the company has not granted any loans secured or unsecured to companies, firms or other parties covered in the register maintained under section 301 of the Companies Act, 1956.	No Comments
	(b)	In view of (iii) (a) above the clause nos. (iii) (b), (c) and (d) of the Companies (Auditors Report) Order 2003, are not applicable.	No Comments
	(c)	As per the information and explanation given to us, the company has not taken any loans, secured or unsecured from companies, firms or other parties covered in the registers maintained under section 301 of the Companies Act, 1956.	No Comments
	(d)	In view of (iii) (c) above the clause nos. (iii) (f) and (g) of the Companies (Auditors Reports) Order, 2003 are not applicable.	No Comments
(iv)		In our opinion and according to the information and explanations given to us, there are adequate internal control procedures commensurate with the size of company and the nature of its business for the purchase of inventories and fixed assets and for the sale of goods & services. However, internal control system needs to be strengthened.	No Comments
(v)	(a)	As per the information and explanation given to us, there are no contracts or arrangements the particulars whereof are required to be entered in the register required to be maintained under section 301 of the Companies Act, 1956.	No Comments
	(b)	In view of (v) (a) above the clause (v) (b) of the Order, is not applicable.	No Comments
(vi)		As per the information and explanation given to us, the company has not accepted any deposits from the public, hence the directions issued by the Reserve	No Comments

ANNEXURE OF STATUTORY AUDITORS' REPORT		MANAGEMENT'S REPLY																				
	Bank of India and the provisions of section 58A, 58AA or any other relevant provision of the Act and the rules framed there under are not applicable.																					
(vii)	The Company has an internal audit system for its various units by the firms of Chartered Accountants, <i>but no internal audit was conducted during the year.</i>	Management has taken cognizance of auditors' remarks and necessary action will be taken in due course of time.																				
(viii)	In our opinion, the cost records prescribed under section 209 (1)(d) of the Companies Act 1956, have been maintained by the company. We have however, not made a detailed examination of the records with a view to determine whether they are accurate and complete.	No Comments																				
(ix)	(a) According to the information and explanation given to us, the company is generally regular in depositing undisputed statutory dues including Employees' State Insurance, Income Tax, Sales tax, Service tax, Custom duty, Excise duty, Cess, etc. <i>except Wealth Tax, the return of which has not been filed and tax has not been paid for current year and previous years.</i>	Instructions have been issued to concerned units to scrutinize the matter and take the necessary action.																				
	(b) As informed to us, <i>there are following dues that have not been deposited on account of dispute:-</i>	The TDS default amounting to Rs.162.85 lakhs as was apparent in 26AS were shown as Contingent Liability. Later, the Income Tax Deptt. has deducted Rs. 2.82 crore as amount of default from UPPCL's bank account. After scrutiny it was found that Out of Rs.162.85 lakhs Rs.27 lakhs pertains to UPPCL, rest of the amount were pertaining to UPPTCL, MVVNL, PuVVNL, PasVVNL and DVVNL as they used the PAN No. of UPPCL with their TAN. These Companies are instructed to get the matter rectified with Income Tax Deptt. and make the necessary accountal. The management is making efforts to recover this amount from Income Tax Department.																				
	<table border="1"> <thead> <tr> <th>S L No.</th> <th>Name of the Statute</th> <th>Assessment year</th> <th>Amount (Rs. In lakhs)</th> <th>Forum where dispute is pending</th> </tr> </thead> <tbody> <tr> <td>1.</td> <td>Income Tax Act, 1961</td> <td>1991-92</td> <td>1.00</td> <td>Hon'ble Income Tax Appellate Tribunal</td> </tr> <tr> <td>2.</td> <td>Income Tax Act, 1961</td> <td>1992-93</td> <td>1.00</td> <td>Hon'ble Income Tax Appellate Tribunal</td> </tr> <tr> <td>3.</td> <td>Income Tax Act, 1961</td> <td>2014-15</td> <td>162.85</td> <td>Income Tax Department</td> </tr> </tbody> </table>		S L No.	Name of the Statute	Assessment year	Amount (Rs. In lakhs)	Forum where dispute is pending	1.	Income Tax Act, 1961	1991-92	1.00	Hon'ble Income Tax Appellate Tribunal	2.	Income Tax Act, 1961	1992-93	1.00	Hon'ble Income Tax Appellate Tribunal	3.	Income Tax Act, 1961	2014-15	162.85	Income Tax Department
S L No.	Name of the Statute		Assessment year	Amount (Rs. In lakhs)	Forum where dispute is pending																	
1.	Income Tax Act, 1961		1991-92	1.00	Hon'ble Income Tax Appellate Tribunal																	
2.	Income Tax Act, 1961	1992-93	1.00	Hon'ble Income Tax Appellate Tribunal																		
3.	Income Tax Act, 1961	2014-15	162.85	Income Tax Department																		
(x)	The accumulated losses of the company are more than fifty percent of the net worth of the	No Comments																				

ANNEXURE OF STATUTORY AUDITORS' REPORT		MANAGEMENT'S REPLY
	company as on the balance sheet date. Further, in our opinion, the company has incurred cash losses during the current financial year as well as in the immediately preceding financial year.	
(xi)	<i>The company has defaulted in repayment of interest and installment due on loans amounting to Rs.1400.54 crores (Refer Annexure attached with Note no.4 and foot note of Note no. 5 forming part of the Balance Sheet).</i>	No Comments
(xii)	The company has not granted any loans and advances on the basis of security by way of pledge of shares, debentures and other securities.	No Comments
(xiii)	The company is not chit fund /nidhi /mutual benefit fund/societies; hence clause (xiii) of the Order is not applicable.	No Comments
(xiv)	The company is not dealing or trading in shares, securities, debenture and other investments; hence clause (xiv) of the Order is not applicable.	No Comments
(xv)	According to the information and explanations given to us, the Company has not given any guarantees for loan taken by others from a bank or financial institution.	No Comments
(xvi)	<i>As the accounts are not maintained in such manner which could identify the immediate nexus for ultimate usage of loan funds, we are unable to comment whether loan funds were applied for the purpose for which the loans were obtained. However, as per the explanations given by the management the loan funds were applied for the purpose for which the loans were obtained.</i>	Loan funds were applied for the purpose for which loans were obtained.
(xvii)	<i>As the accounts are not maintained in such manner which could identify the immediate nexus for ultimate usage of funds, we are unable to comment whether short term funds</i>	The funds received on short term basis have not been used for long term investments.

ANNEXURE OF STATUTORY AUDITORS' REPORT		MANAGEMENT'S REPLY
	<i>were applied for the purpose for which they were obtained. However, as per the explanations given by the management the funds received on short term basis have not been used for long term investments.</i>	
(xviii)	The company has not made any preferential allotment of shares, hence clause (xviii) of the Order is not applicable.	No Comments
(xix)	The company has not issued any debentures hence clause (xix) of the Order is not applicable.	No Comments
(xx)	The company has not raised any money by public issue; hence clause (xx) of the Order is not applicable.	No Comments
(xxi)	Based on the audit procedures performed and the information and explanations given to us, we report that no fraud on or by the Company has been noticed or reported during the year. nor have we been informed of such case by the management.	No Comments

(A.K. Gupta)
Chief General Manager (Accounts)

(S.K. Agarwal)
Director (Finance)

भारतीय लेखा एवं लेखापरीक्षा विभाग
कार्यालय महालेखाकार
(आर्थिक एवं राजस्व लेखापरीक्षा), उ०प्र०
छठा तल, केन्द्रीय भवन, सेक्टर 'एच', अलीगंज
लखनऊ-226 024



Indian Audit & Accounts Department
Office of the Accountant General
(Economic and Revenue Sector Audit), U.P.
6th Floor, Kendriya Bhawan, Sector 'H'
Aliganj, Lucknow - 226 024

स्पीड पोस्ट/गोपनीय

पत्रांक : स.ले. (ई. एण्ड आर.एस.ए) / इ.एस-11 / लेखा / यू.पी.पा.का.ति. / 2013-14 / 304

दिनांक: 11-9-15

सेवा में,

प्रबन्ध निदेशक,
उत्तर प्रदेश पॉवर कारपोरेशन लिमिटेड,
शक्ति भवन, 14-अशोक मार्ग,
लखनऊ

महोदय,

एतत्सह कम्पनी अधिनियम, 1956 की धारा 619(4) के अधीन उत्तर प्रदेश पॉवर कारपोरेशन लिमिटेड के 31 मार्च 2014 को समाप्त होने वाले वर्ष के लेखों पर भारत के नियंत्रक-महालेखापरीक्षक की टीका-टिप्पणियाँ कम्पनी अधिनियम, 1956 की धारा 619(5) के निबन्धनों के अनुसरण में कम्पनी की वार्षिक सामान्य बैठक के समक्ष प्रस्तुत करने हेतु अग्रोषित की जा रही हैं। कृपया वार्षिक सामान्य बैठक के समक्ष इन टीका-टिप्पणियों के प्रस्तुत किये जाने की वास्तविक तिथि की सूचना दें।

उत्तर प्रदेश पॉवर कारपोरेशन लिमिटेड के 31 मार्च 2014 को समाप्त हुए वर्ष हेतु लेखों पर भारत के नियंत्रक एवं महालेखापरीक्षक का प्रबन्धकीय पत्र बाद में निर्गत किया जायेगा।

The report has been prepared on the basis of information furnished and made available by the auditee. The Office of the Accountant General (Economic & Revenue Sector Audit), Uttar Pradesh disclaims any responsibility for any misinformation and/or non-information on the part of auditee.

कृपया पत्र की पावती भेजें।

सहपत्र-यथोपरि

भवदीया
A. S. Mishra

(विनीता मिश्रा)
महालेखाकार

COMMENTS OF THE COMPTROLLER & AUDITOR GENERAL OF INDIA UNDER SECTION 619(4) OF THE COMPANIES ACT, 1956 ON THE ANNUAL ACCOUNTS OF U. P. POWER CORPORATION LIMITED, LUCKNOW FOR THE YEAR ENDED ON 31 MARCH 2014

The preparation of the Financial Statement of the U.P. Power Corporation Limited, Lucknow for the year ended 31 March 2014 in accordance with the financial reporting framework prescribed under the Companies Act, 1956 is the responsibility of the management of the Company. The statutory auditors appointed by the Comptroller and Auditor General of India under Section 619 (2) of the Companies Act, 1956 are responsible for expressing opinion on these financial statements under Section 227 of the Companies Act, 1956 based on independent audit in accordance with the Auditing and Assurance Standards prescribed by their professional body, the Institute of Chartered Accountants of India. This is stated to have been done by them vide their Audit Report dated 16 March 2015.

I, on behalf of Comptroller and Auditor General of India, have conducted a supplementary audit under section 619(3) (b) of the Companies Act, 1956 of the financial statements of U.P. Power Corporation Limited, Lucknow for the year ended 31 March 2014. This supplementary audit has been carried out independently without access to the working papers of the statutory auditors and is limited primarily to inquiries of the statutory auditors and company personnel and a selective examination of some of the accounting records. Based on my supplementary audit, I would like to highlight the following significant matters under Section 619(4) of the Companies Act, 1956 which have come to my attention and which in my view are necessary for enabling a better understanding of the financial statement and the related Audit Report:

BALANCE SHEET

Other Current Liabilities (Note 8)

1. Liabilities towards UP Power Sector Employee Trust: ₹ 0.14 crore

The above does not include ₹ 18.56 crore and ₹ 0.20 crore being interest payable on account of delay/non-deposit of GPF and Pension & Gratuity as worked out and accounted for in financial statements of CPF/GPF Trust for the year 2010-11. This has resulted in understatement of Current Liabilities and loss for the year each by ₹ 18.76 crore.

Despite the comment of similar nature in 2012-13, no corrective action has been taken by the Management.

2. General

Reconciliation with DISCOMs

Due to non reconciliation of the inter Company balances of Current Assets vis-a-vis Current Liabilities, a difference of ₹ 33.22 lakh could not be taken into account by the Company. Despite the comment of similar nature in 2012-13, no corrective action has been taken by the Management.

For and on behalf of the
Comptroller and Auditor General of India

Place: Lucknow
Date: 11.09.15

Vineta Mishra
Accountant General

MANAGEMENT'S REPLY TO THE COMMENTS OF THE COMPTROLLER & AUDITOR GENERAL OF INDIA UNDER SECTION 619(4) OF THE COMPANIES ACT, 1956 ON THE ANNUAL ACCOUNTS OF U.P. POWER CORPORATION LIMITED, LUCKNOW FOR THE YEAR ENDED ON 31 MARCH 2014

COMMENTS	MANAGEMENT'S REPLY
<p>The preparation of the Financial Statement of the U.P. Power Corporation Limited, Lucknow for the year ended 31 March 2014 in accordance with the financial reporting framework prescribed under the Companies Act, 1956 is the responsibility of the management of the Company. The statutory auditors appointed by the Comptroller and Auditor General of India under section 619(2) of the Companies Act, 1956 are responsible for expressing opinion on these financial statements under section 227 of the Companies Act, 1956 based on independent audit in accordance with the Auditing and Assurance Standards prescribed by their professional body, the Institute of Chartered Accountants of India. This is stated to have been done by them vide their Audit Report dated 16 March 2015.</p> <p>I, on behalf of Comptroller and Auditor General of India, have conducted a supplementary audit under section 619(3) (b) of the Companies Act, 1956 of the financial statements of U.P. Power Corporation Limited, Lucknow for the year ended 31 March 2014. This supplementary audit has been carried out independently without access to the working papers of the statutory auditors and is limited primarily to inquiries of the statutory auditors and company personnel and a selective examination of some of the accounting records. Based on my supplementary audit, I would like to highlight the following significant matters under Section 619(4) of the Companies Act, 1956 which have come to my attention and which in my view are necessary for enabling a better understanding of the financial statement and the related Audit Report:</p>	<p>No Comments</p>


COMMENTS	MANAGEMENT'S REPLY										
<p>BALANCE SHEET</p> <p>Other Current Liabilities (Note 8)</p> <p>1. Liabilities towards UP Power Sector Employee Trust: ₹ 0.14 crore</p> <p>The above does not include ₹ 18.56 crore and ₹ 0.20 crore being interest payable on account of delay/non-deposit of GPF and Pension & Gratuity as worked out and accounted for in financial statements of CPF/GPF Trust for the year 2010-11. This has resulted in understatement of Current Liabilities and loss for the year each by ₹ 18.76 crore</p> <p>Despite the comment of similar nature in 2012-13, no corrective action has been taken by the Management.</p>	<p>As per the audited balance sheet of UPPCL for F.Y. 2010-11, the outstanding balances against GPF/CPF Trust for GPF, Pension & Gratuity and CPF appearing under the Schedule-11 and 12 were as under :</p> <table border="1" data-bbox="821 560 1452 884"> <thead> <tr> <th>Particulars</th> <th>Amount (₹)</th> </tr> </thead> <tbody> <tr> <td>PF liability (Debit balance)</td> <td>- 14,81,47,289</td> </tr> <tr> <td>Pension & Gratuity Liability (Credit balance)</td> <td>5,77,15,855</td> </tr> <tr> <td>CPF liability (Credit balance)</td> <td>28,64,507</td> </tr> <tr> <td>Net Liability (Debit Balance)</td> <td>- 8,75,66,927</td> </tr> </tbody> </table> <p>From the above it is clear that net liability was negative, hence account of interest payable on outstanding dues to Trust, as referred by auditor, was not required.</p>	Particulars	Amount (₹)	PF liability (Debit balance)	- 14,81,47,289	Pension & Gratuity Liability (Credit balance)	5,77,15,855	CPF liability (Credit balance)	28,64,507	Net Liability (Debit Balance)	- 8,75,66,927
Particulars	Amount (₹)										
PF liability (Debit balance)	- 14,81,47,289										
Pension & Gratuity Liability (Credit balance)	5,77,15,855										
CPF liability (Credit balance)	28,64,507										
Net Liability (Debit Balance)	- 8,75,66,927										
<p>2. General</p> <p>Reconciliation with DISCOMs</p> <p>Due to non reconciliation of the inter company balances of Current Assets vis-à-vis Current Liabilities, a difference of ₹ 33.22 lakh could not be taken into account by the company. Despite the comment of similar nature in 2012-13, no corrective action has been taken by the Management.</p>	<p>Regarding non-reconciliation of inter company balances of Current Assets vis-a-vis Current Liabilities, amounting to ₹ 33.22 Lakh, it is to submit that after huge efforts the un-reconciled balances of net receivables with that of the balances of Discoms have reduced from ₹ 8392.15 crore to ₹ 33.22 lakh till the end of audit. Now this balance is further reduced to 0.26 lakh. The transaction occurring as receivable/payable is a regular process and all necessary corrective actions are being taken to reconcile the balance amount.</p>										


(A.K. Gupta)
Chief General Manager (Accounts)

(S.K. Agarwal)
Director (Finance)

Management Letter of CAG on the comments on the accounts of UPPCL for the year ending 31st March, 2014

Management letter	Action taken
<p>In continuation to this office letter no. म.ले. (ईएण्डआर.एस.ए)/इ.एस-11/लेखा/यू0पी0पा0का0 लि0/2013-14/304 दिनांक 11.09.2015, it is suggested that UPPCL and DISCOMs may enter into Memorandum of Understanding (MOU) i.e a formal agreement for method of sharing and accountal of power purchase cost in their books of accounts. This may be done in the light of UPERC direction in true up order for 2012-13 on DISCOMs that in order to have greater clarity, the licensees from the year 2013-14 onwards should clearly depict the total power purchase cost incurred at UPPCL, total power purchase cost billed by the UPPCL to the DISCOMs and power purchase cost payable to UPPCL in true up petition for future years.</p>	<p>The Memorandum of Understanding (MOU) i.e a formal agreement for method of sharing and accountal of power purchase related cost in the books of accounts of UPPCL. Discoms and KESCO is being executed in compliance to the suggestion given in the letter No. A.G.(E&RSA)/ES-11/Accts/UPPCL/2013-14/309 Dated 23.09.2015 of Dy. Accountant General.</p>


(A.K. Gupta)
Chief General Manager (Accounts)


(S.K. Agarwal)
Director (Finance)

U.P. POWER CORPORATION LIMITED

BALANCE SHEET

AS AT

31st MARCH 2014

&

PROFIT & LOSS STATEMENT

FOR THE PERIOD ENDED ON

31st MARCH 2014

Registered Office :- 14, Ashok Marg, Lucknow - 226 001.

CONTENTS

Sl.No.	Particulars
1	Balance Sheet
2	Profit & Loss Statement
3	Note (1 - 28)
4	Significant Accounting Policies - Note 29(A)
5	Notes on Accounts - Note 29(B)
6	Cash Flow Statement

U.P. POWER CORPORATION LIMITED
14-ASHOK MARG, SHAKTI BHAWAN, LUCKNOW.

BALANCE SHEET AS AT 31st MARCH 2014

Particulars	Note No.	(Amount in Rs.)	
		Figures as at the end of current reporting period	Figures as at the end of previous reporting period
I. EQUITY AND LIABILITIES			
(1) Shareholders funds :			
(a) Share Capital	1	356902268000	349487769000
(b) Reserve & Surplus	2	(343951430230)	(329053726677)
(c) Money received under share warrants			
(2) Share Application Money pending Allotment	3	50505918031	7244500113
(3) Non-Current Liabilities			
(a) Long-Term Borrowings	4	491836436955	291803248588
(b) Deferred Tax Liabilities (Net)			
(c) Other Long-Term Liabilities	5	921611825	921611825
(d) Other Long-Term Provisions			
(4) Current liabilities			
(a) Short-Term Borrowings	6	10358017207	11167575923
(b) Trade Payable	7	134465712903	194941251332
(c) Other Current Liabilities	8	14047783623	5770882855
(d) Short-Term Provisions			
TOTAL		715086318314	532283112959
II. Assets			
(1) Non-Current Assets			
(a) Fixed Assets			
(i) Tangible Assets			
(ii) Intangible Assets	9	295889715	262593588
(iii) Capital Work-in-Progress			
(iv) Intangible Assets under Development	10	2082859161	2036714791
(b) Non-Current Investments			
(c) Deferred Tax Assets (Net)	11	19629230364	19000526295
(d) Long-Term loans and advances			
(e) Other Non-Current Assets	12	1855766257	1855766257
(2) Current Assets			
(a) Current Investments	13	503243742869	296382679170
(b) Inventories			
(c) Trade Receivables	14	1441594540	1441068858
(d) Cash and Cash Equivalents	15	147103575673	146363923590
(e) Short-Term Loans and Advances	16	9858907909	5247837802
(f) Other Current Assets	17	864493080	304550973
Inter Unit Transfers	18	26900214908	57608119116
Significant Accounting Policies		1810043838	1789332519
Notes on Accounts	29(A)		
Note 1 to 29(B) form Integral Part of Accounts.	29(B)		
TOTAL		715086318314	532283112959

(S.K. Agarwal)
(S.K. Agarwal)
Company Secretary
(Part Time)

(K.K. Gupta)
(K.K. Gupta)
General Manager
(Accounts)

(S.K. Agarwal)
(S.K. Agarwal)
Director (Finance)
DIN - 01320750

(A.P. Mishra)
(A.P. Mishra)
Managing Director
DIN - 05183625

Place: Lucknow

Date: 16th March, 2015

Subject to our report of even date

For R.M. Lall & Co.
Chartered Accountants
FRN No. 000932C



(R.A. U.)
Chief Engineer (R.A.U.)
UPPCL, Shakti Bhawan Extn.
14-Ashok Marg, Lucknow.

(R.P. Tewari)
Partner
M. No. 071448

U.P. POWER CORPORATION LIMITED
14-ASHOK MARG, SHAKTI BHAWAN, LUCKNOW.
PROFIT AND LOSS STATEMENT FOR THE YEAR ENDED ON 31st MARCH 2014

Particulars	Note No.	Figures for the Current Reporting Period -	(Amount in Rs.) Figures for the end of Previous Reporting Period
(I) Revenue from Operations (Gross)	19	365210511053	266170113142
(II) Other Income	20	249108439	131573815
(III) TOTAL REVENUE (I + II)		365459619492	266301686957
EXPENSES			
1 .Cost of Materials Consumed			
2 Purchases of Stock-in-Trade (Power Purchased)	21	332336362632	295579394505
3 Changes in Inventories of Finished Goods, Work in Progress and Stock-in-Trade			
4 Employee Benefits Expense (Employee Cost)	22	1384763461	1289458472
5 Finance Costs (Interest and Finance Charges)	23	1746034571	1979949702
6 Depreciation and Amortization expense	24	22940756	21341736
7 Other Expenses			
a) Administrative, General & Other Expenses	25	192290081	182850051
b) Repairs and Maintenance Expenses	26	59514111	60963891
c) Bad Debts & Provisions	27	41186280993	2619717321
(IV) TOTAL EXPENSES		376928186605	301733675678
V Profit before Prior Period Income/(Expenditure), Exceptional and Extraordinary Items and Tax (III - IV)		(11468567113)	(35431988721)
VI Prior period Income/(Expenditure)	28	(3429136440)	638755121
VII Exceptional Items			
VIII Profit before Extraordinary Items and Tax (V - VI - VII)		(14897703553)	(34793233600)
IX Extraordinary Items			
X Profit before Tax (VIII - IX)		(14897703553)	(34793233600)
XI Tax expense:			
a) Current Tax			
b) Deferred Tax			
XII Profit (Loss) for the Period from Continuing Operations (X - XI)		(14897703553)	(34793233600)
XIII Profit/(Loss) from Discontinuing Operations			
XIV Tax Expense of Discontinuing Operations			
XV Profit/(Loss) from Discontinuing Operations (After Tax) (XIII-XIV)			
XVI Profit/(Loss) for the Period (XII + XV)		(14897703553)	(34793233600)
XVII Earnings per Equity Share:			
a) Basic		(41.74)	(194.92)
b) Diluted		(41.74)	(194.92)
Significant Accounting Policies	29(A)		
Notes on Accounts	29(B)		
Note 1 to 29(B) form Integral Part of Accounts.			

(H.K. Agarwal)
Company Secretary
(Part Time)

(A.K. Gupta)
General Manager
(Accounts)

(S.K. Agarwal)
Director (Finance)
DIN - 01320750

(A.P. Mishra)
Managing Director
DIN - 05183625

Place : Lucknow

Date : 16th March, 2015

Subject to our report of even date

Chief Executive (N.A.C.)
UPPCL, Shakti Bhawan Bldg
14-Ashok Marg, Lucknow.



(R.P. Tewari)
Partner
M. No. 071448

U.P. POWER CORPORATION LIMITED
14-ASHOK MARG, SHAKTI BHAWAN, LUCKNOW.

SHARE CAPITAL

NOTE - 1

Particulars	(Amount in Rs.)	
	As at 31.03.2014	As at 31.03.2013
(A) AUTHORISED :		
600000000 Equity share of par value of Rs.1000/- each (previous year 400000000 Equity share of par value Rs.1000/- each)	600000000000	400000000000
(B) ISSUED SUBSCRIBED AND FULLY PAID UP		
356902268 Equity share of par value Rs.1000/- each (previous year 349487769 Equity share of par value Rs.1000/- each) (of the above shares 36113400 were allotted as fully paid up pursuant to UP Power Sector Reform Scheme for consideration other than cash)	356902268000	349487769000
TOTAL	356902268000	349487769000

- a) During the year, the Company has issued 7414499 Equity shares of Rs.1000 each only and has not bought back any shares.
- b) The Company has only one class of equity shares having a par value Rs. 1000/- per share.
- c) During the year ended 31st March 2014, no dividend has been declared by board due to heavy accumulated losses.

d) Detail of Shareholders holding more than 5% shares in the Company:

Shareholder's Name	As at 31.03.2014		As at 31.03.2013	
	No. of shares	%age holding	No. of shares	%age holding
Government of UP	356902268	100%	349487769	100%

e) Reconciliation of No. of Shares

No. of Shares as on 31.03.2013	(Amount in Rs.)		
	Issued during the year	Buyback during the year	No. of Shares as on 31.03.2014
349487769	7414499	-	356902268

Handwritten signatures

Handwritten signature
Chief Engineer (R.A.U.)
UPPCL, Shakti Bhawan Bldg.
14-Ashok Marg, Lucknow.



U.P. POWER CORPORATION LIMITED
14-ASHOK MARG, SHAKTI BHAWAN, LUCKNOW.

NOTE - 2

RESERVES AND SURPLUS

Particulars	(Amount in Rs.)	
	As at 31.03.2014	As at 31.03.2013
Capital Reserves		
(i) Consumers Contributions towards Service Line and other charges As per last financial statement	116157947	116157947
(ii) Subsidies towards Cost of Capital assets As per last financial statement	2729354675	2729354675
Surplus		
As per last financial statement	(331899239299)	(297106005699)
Add:- Profit/(Loss) for the year as per statement of Profit & Loss	(14897703553)	(34793233600)
TOTAL	(343951430230)	(329053726677)

NOTE - 3

SHARE APPLICATION MONEY

Particulars	(Amount in Rs.)	
	As at 31.03.2014	As at 31.03.2013
Share Application Money (Pending for allotment to the Govt. of UP)	50505918031	7244500113
TOTAL	50505918031	7244500113

Reconciliation of Share Application Money			(Amount in Rs.)
Share Application Money as on 31.03.2013	Received during the year	Allotted during the year	Share Application Money as on 31.03.2014
7244500113	50675916918	7414499000	50505918031

[Handwritten signature]

[Handwritten signature]

Chief Engineer (R.A.U.)
UPPCL, Shakti Bhawan Extn.
14-Ashok Marg, Lucknow.



U.P. POWER CORPORATION LIMITED
14-ASHOK MARG, SHAKTI BHAWAN, LUCKNOW.

LONG-TERM BORROWINGS

NOTE - 4

PARTICULARS	(Amount in Rs.)		
	As at 31.03.2014	As at 31.03.2013	
A. UNSECURED LOANS -			
TERM LOANS :			
<u>Govt. of UP</u>			
Loan	150000000	150000000	
Less - Transfer to DISCOMS	150000000	150000000	
<u>Financial Participation by Consumers</u>			
Loan	70937278	70937278	
Less - Transfer to Discoms	48145084	48145084	
Add - Interest accrued & due	22792194	22792194	
	12944326	12944326	
Sub Total (A)	35736520	35736520	35736520
B. BONDS/LOANS RELATE TO DISCOMS			
(a) Dakshinanchal VVNL			
<u>SECURED</u>			
9.68% Non Convertible Bonds	48457233662	0	
Banks	92563908150	0	
<u>UNSECURED</u>		78580859031	
REC	11198770770		
PFC	11287652870	4350000000	
HUDCO	1557346653	9125114200	
UP GOVERNMENT (APDRP)		2249649883	
LOAN	0		
UP GOVERNMENT(W.B.AIDED PROJECT)		418555268	
LOAN	0		
		165064912105	93099043672
(b) Madhyanchal VVNL			
<u>SECURED</u>			
9.68% Non Convertible Bonds	30291107042	0	
Banks	46067627447	0	
<u>UNSECURED</u>		41251106912	
REC	7876685070		
PFC	7932246170	4350000000	
HUDCO	1606741511	7334972200	
UP GOVERNMENT (APDRP)		2258370648	
LOAN	0		
UP GOVERNMENT(W.B.AIDED PROJECT)		220685538	
LOAN	0		
		93774407240	56468378008

Continue to next page

Handwritten signatures and initials



Handwritten signature
Chief Engineer (R.A.U.)
UPPCL, Shakti Bhawan Extn.
14-Ashok Marg, Lucknow.

U.P. POWER CORPORATION LIMITED
14-ASHOK MARG, SHAKTI BHAWAN, LUCKNOW.

LONG-TERM BORROWINGS

NOTE - 4 (Continue)

PARTICULARS	(Amount In Rs.)		
	As at 31.03.2014	As at 31.03.2013	
(c) <u>Paschimanchal VVNL</u>			
<u>SECURED</u>			
9.68% Non Convertible Bonds	29548019182		0
Banks	41795823734		41422885397
<u>UNSECURED</u>			
REC	7444908210		4350000000
PFC	7499106310		7251746200
HUDCO	1642572183		2461985902
UP GOVERNMENT (APDRP), LOAN	0		389155870
UP GOVERNMENT (W.B.AIDED PROJECT) LOAN	0	87930429819	795280963
			56681054132
(d) <u>Purvanchal VVNL</u>			
<u>SECURED</u>			
9.68% Non Convertible Bonds	39916466386		0
Banks	57800474139		53843786437
<u>UNSECURED</u>			
REC	8756833590		4350000000
PFC	8830049890		8283482600
HUDCO	1593335653		2342489567
UP GOVERNMENT (APDRP), LOAN	0		235335911
UP GOVERNMENT (W.B.AIDED PROJECT) LOAN	0	116897159658	241246368
			69296340883
(e) <u>Kesco</u>			
<u>SECURED</u>			
9.68% Non Convertible Bonds	9890973728		0
Banks	14259070965		13411002960
<u>UNSECURED</u>			
REC	1982802360		900000000
PFC	2000944760		1874684800
UP GOVERNMENT (APDRP), LOAN	0	28133791813	37007613
			16222695373
Sub-Total (B)		491800700435	291767512068
GRAND TOTAL LOAN (A+B)		491836436955	291803248588

Note - The terms of repayment, default details and security/guarantee details have been annexed with this note. (Refer Annexure to Note - 4)

Handwritten signatures and initials



Chief Engineer (N.A.U.)
UPPC, Shakti Bhawan Extn.
14-Ashok Marg, Lucknow.

Annexure to Note-4
(Amount in Ru.)

DISCLOSURE OF BORROWINGS AS REQUIRED IN REVISED SCHEDULE-VI

Name of Bank	Date of Borrowing (Starting/Account & Due Date)	Maturity Term	Rate of Interest (%)	Principal	Interest	Total	Principal	Interest	Total	Maturity Date	Security	Aggregate Amount of Outstanding	
												Part Pass / Receivables and Govt Guarantee	Part Pass / Receivables and Govt Guarantee
(A) Unsecured Equip Term Loan (Current Account & Due)												31.03.2024	31.03.2024
Sub Total												31.03.2024	31.03.2024
(B) Secured Equip Term Loan (Current Account & Due)												31.03.2024	31.03.2024
Sub Total												31.03.2024	31.03.2024
(C) Unsecured Equip Term Loan (Current Account & Due)												31.03.2024	31.03.2024
Sub Total												31.03.2024	31.03.2024
(D) Secured Equip Term Loan (Current Account & Due)												31.03.2024	31.03.2024
Sub Total												31.03.2024	31.03.2024
(E) Unsecured Equip Term Loan (Current Account & Due)												31.03.2024	31.03.2024
Sub Total												31.03.2024	31.03.2024
(F) Secured Equip Term Loan (Current Account & Due)												31.03.2024	31.03.2024
Sub Total												31.03.2024	31.03.2024
(G) Unsecured Equip Term Loan (Current Account & Due)												31.03.2024	31.03.2024
Sub Total												31.03.2024	31.03.2024
(H) Secured Equip Term Loan (Current Account & Due)												31.03.2024	31.03.2024
Sub Total												31.03.2024	31.03.2024
(I) Unsecured Equip Term Loan (Current Account & Due)												31.03.2024	31.03.2024
Sub Total												31.03.2024	31.03.2024
(J) Secured Equip Term Loan (Current Account & Due)												31.03.2024	31.03.2024
Sub Total												31.03.2024	31.03.2024
(K) Unsecured Equip Term Loan (Current Account & Due)												31.03.2024	31.03.2024
Sub Total												31.03.2024	31.03.2024
(L) Secured Equip Term Loan (Current Account & Due)												31.03.2024	31.03.2024
Sub Total												31.03.2024	31.03.2024
(M) Unsecured Equip Term Loan (Current Account & Due)												31.03.2024	31.03.2024
Sub Total												31.03.2024	31.03.2024
(N) Secured Equip Term Loan (Current Account & Due)												31.03.2024	31.03.2024
Sub Total												31.03.2024	31.03.2024
(O) Unsecured Equip Term Loan (Current Account & Due)												31.03.2024	31.03.2024
Sub Total												31.03.2024	31.03.2024
(P) Secured Equip Term Loan (Current Account & Due)												31.03.2024	31.03.2024
Sub Total												31.03.2024	31.03.2024
(Q) Unsecured Equip Term Loan (Current Account & Due)												31.03.2024	31.03.2024
Sub Total												31.03.2024	31.03.2024
(R) Secured Equip Term Loan (Current Account & Due)												31.03.2024	31.03.2024
Sub Total												31.03.2024	31.03.2024
(S) Unsecured Equip Term Loan (Current Account & Due)												31.03.2024	31.03.2024
Sub Total												31.03.2024	31.03.2024
(T) Secured Equip Term Loan (Current Account & Due)												31.03.2024	31.03.2024
Sub Total												31.03.2024	31.03.2024
(U) Unsecured Equip Term Loan (Current Account & Due)												31.03.2024	31.03.2024
Sub Total												31.03.2024	31.03.2024
(V) Secured Equip Term Loan (Current Account & Due)												31.03.2024	31.03.2024
Sub Total												31.03.2024	31.03.2024
(W) Unsecured Equip Term Loan (Current Account & Due)												31.03.2024	31.03.2024
Sub Total												31.03.2024	31.03.2024
(X) Secured Equip Term Loan (Current Account & Due)												31.03.2024	31.03.2024
Sub Total												31.03.2024	31.03.2024
(Y) Unsecured Equip Term Loan (Current Account & Due)												31.03.2024	31.03.2024
Sub Total												31.03.2024	31.03.2024
(Z) Secured Equip Term Loan (Current Account & Due)												31.03.2024	31.03.2024
Sub Total												31.03.2024	31.03.2024

Handwritten signature
Chief Engineer (R.A.S.)
GPCL, Shakti Bhawan Extn.
14-Ashok Marg, Lucknow.



Name of Bank	Date of Receipt - (Original/Debit)	Repayment Term	Repayment Date	Rate (%)	Principal	Interest	Total	Principal	Interest	Aggregate Amount	Security
Canara Bank	31.03.12	36 Month Membership	Apr-15	12.25% to 14.25%	471162603	6874130	478036733	471162603	6874130	478036733	Part Pass / Receivables and Govt Guarantee
Dakshinanchal VNL					1267185143	27718800	1294903943	1267185143	27718800	1294903943	
Madhyanchal VNL					217272132	11645194	228917326	217272132	11645194	228917326	
Poojanchal VNL					474643174	648721896	1123363870	474643174	648721896	1123363870	
ESCO					159063199	3251616	162314815	159063199	3251616	162314815	
Sub Total					2183170000	8181862	2191351662	2183170000	8181862	2191351662	
Bank of Maharashtra	31.03.12	36 Month Membership	Apr-15	12.25% to 14.25%	618110007	13956669	632076676	618110007	13956669	632076676	Part Pass / Receivables and Govt Guarantee
Dakshinanchal VNL					177180700	33483716	180528016	177180700	33483716	180528016	
Madhyanchal VNL					753131731	12729485	765861216	753131731	12729485	765861216	
Poojanchal VNL					477641828	27743178	505075006	477641828	27743178	505075006	
ESCO					215743132	3327110	219070242	215743132	3327110	219070242	
Sub Total					2781027135	94488218	2875515353	2781027135	94488218	2875515353	
Bank of India	31.03.12	36 Month Membership	Apr-15	12.25% to 14.25%	152793785	14618231	167412016	152793785	14618231	167412016	Part Pass / Receivables and Govt Guarantee
Dakshinanchal VNL					354035603	64118005	360447408	354035603	64118005	360447408	
Madhyanchal VNL					164209047	41224855	170331532	164209047	41224855	170331532	
Poojanchal VNL					201842133	5165884	207008017	201842133	5165884	207008017	
ESCO					11813323	1101485	12914808	11813323	1101485	12914808	
Sub Total					231194652	23020127	254214679	231194652	23020127	254214679	
Bank of Commerce	31.03.12	36 Month Membership	Apr-15	12.25% to 14.25%	176011704	9187785	185209489	176011704	9187785	185209489	Part Pass / Receivables and Govt Guarantee
Dakshinanchal VNL					281281400	21182160	302463560	281281400	21182160	302463560	
Madhyanchal VNL					136213146	10281203	146494349	136213146	10281203	146494349	
Poojanchal VNL					171798918	11658273	183457191	171798918	11658273	183457191	
ESCO					44112910	3127410	47240650	44112910	3127410	47240650	
Sub Total					757801718	51144461	808946179	757801718	51144461	808946179	
Bank of Maharashtra	31.03.12	36 Month Membership	Apr-15	12.25% to 14.25%	314983894	26499723	341483617	314983894	26499723	341483617	Part Pass / Receivables and Govt Guarantee
Dakshinanchal VNL					712781852	64543173	777325025	712781852	64543173	777325025	
Madhyanchal VNL					29281617	34627822	32749399	29281617	34627822	32749399	
Poojanchal VNL					438678064	3674432	442352496	438678064	3674432	442352496	
ESCO					106464227	8947198	107358925	106464227	8947198	107358925	
Sub Total					1508899161	152121107	1661020268	1508899161	152121107	1661020268	
Bank of Maharashtra	31.03.12	36 Month Membership	Apr-15	12.25% to 14.25%	2507091093	0	2507091093	2507091093	0	2507091093	Part Pass / Receivables and Govt Guarantee
Dakshinanchal VNL					520600056	0	520600056	520600056	0	520600056	
Madhyanchal VNL					2741048497	0	2741048497	2741048497	0	2741048497	
Poojanchal VNL					242029487	0	242029487	242029487	0	242029487	
ESCO					847846467	0	847846467	847846467	0	847846467	
Sub Total					1519860000	0	1519860000	1519860000	0	1519860000	
Bank of Maharashtra	31.03.12	36 Month Membership	Apr-15	12.25% to 14.25%	271152574	10140712	281293286	271152574	10140712	281293286	Part Pass / Receivables and Govt Guarantee
Dakshinanchal VNL					127179209	31681399	130347348	127179209	31681399	130347348	
Madhyanchal VNL					84827390	10927688	85925078	84827390	10927688	85925078	
Poojanchal VNL					105242107	11441145	106386222	105242107	11441145	106386222	
ESCO					240311719	1433148	241744867	240311719	1433148	241744867	
Sub Total					640311011	60019271	646312932	640311011	60019271	646312932	



Signature
 Chief Engineer (A.E.)
 UPPCL, Shakti Bhawan Bldg.
 14-Ashok Marg, Lucknow.

Signature

Name of Bank	Date of Restructuring/Draw Date	Repayment Term	Repayment Frequency	ROI (%)	Quarterly		Half Yearly		Annual		Aggregate Amount of Disbursed Loan	Security
					Principal	Interest	Principal	Interest	Principal	Interest		
BLISSIDE												
Madhyanchal VNL	31.07.12	5 Years		8.68%	3293102042	0	3293102042	0	3293102042	0	3293102042	Govt. Guarantee
Parvanchal VNL					3914646316	0	3914646316	0	3914646316	0	3914646316	Govt. Guarantee
Dakshinanchal VNL					25448013182	0	25448013182	0	25448013182	0	25448013182	Govt. Guarantee
CEICO					4845723162	0	4845723162	0	4845723162	0	4845723162	Govt. Guarantee
Sub Total					1189972728	0	1189972728	0	1189972728	0	1189972728	
SHREEJEE												
Madhyanchal VNL	11.03.13	36 Months	Monthly	11.83% to 13.81%	748108510	63,053,478	748108510	63,053,478	748108510	63,053,478	748108510	Govt. Guarantee
Parvanchal VNL					1281938770	12,012,863	1281938770	12,012,863	1281938770	12,012,863	1281938770	Govt. Guarantee
Dakshinanchal VNL					762245110	72,851,664	762245110	72,851,664	762245110	72,851,664	762245110	Govt. Guarantee
Parvanchal VNL					830008910	81,331,758	830008910	81,331,758	830008910	81,331,758	830008910	Govt. Guarantee
CEICO					500084740	22,458,109	500084740	22,458,109	500084740	22,458,109	500084740	Govt. Guarantee
Sub Total					3384902160	1,77,777,812	3384902160	1,77,777,812	3384902160	1,77,777,812	3384902160	
COLEGE												
Madhyanchal VNL	01.12.10	36 Months	Monthly	12.82% to 15.60%	7176641070	76,278,849	7176641070	76,278,849	7176641070	76,278,849	7176641070	Govt. Guarantee
Parvanchal VNL					8736811590	100,473,082	8736811590	100,473,082	8736811590	100,473,082	8736811590	Govt. Guarantee
Dakshinanchal VNL					7449098210	72,210,355	7449098210	72,210,355	7449098210	72,210,355	7449098210	Govt. Guarantee
CEICO					1115970770	138,841,760	1115970770	138,841,760	1115970770	138,841,760	1115970770	Govt. Guarantee
Sub Total					3852529640	3,27,794,046	3852529640	3,27,794,046	3852529640	3,27,794,046	3852529640	
FEJ/ABCO												
Madhyanchal VNL	01.10.10	60 Months	Monthly		3182416130	6,924,175	3182416130	6,924,175	3182416130	6,924,175	3182416130	Govt. Guarantee
Parvanchal VNL					2411514142	70,814,544	2411514142	70,814,544	2411514142	70,814,544	2411514142	Govt. Guarantee
Dakshinanchal VNL					2531027272	26,611,650	2531027272	26,611,650	2531027272	26,611,650	2531027272	Govt. Guarantee
CEICO					2144565003	48,189,692	2144565003	48,189,692	2144565003	48,189,692	2144565003	Govt. Guarantee
Sub Total					1125363947	1,93,800,061	1125363947	1,93,800,061	1125363947	1,93,800,061	1125363947	
IN ALLOCATION OF GROUP A GEN												
Madhyanchal VNL					1435322141	1,435,322,141	1435322141	1,435,322,141	1435322141	1,435,322,141	1435322141	Govt. Guarantee
Parvanchal VNL					310451207	3,104,512,070	310451207	3,104,512,070	310451207	3,104,512,070	310451207	Govt. Guarantee
Dakshinanchal VNL					1000851175	1,000,851,175	1000851175	1,000,851,175	1000851175	1,000,851,175	1000851175	Govt. Guarantee
CEICO					508720017	5,087,200,170	508720017	5,087,200,170	508720017	5,087,200,170	508720017	Govt. Guarantee
Sub Total					3154774535	31,547,745,356	3154774535	31,547,745,356	3154774535	31,547,745,356	3154774535	
APORP												
Madhyanchal VNL					453518833	45,351,883,300	453518833	45,351,883,300	453518833	45,351,883,300	453518833	Govt. Guarantee
Parvanchal VNL					481481082	48,148,108,200	481481082	48,148,108,200	481481082	48,148,108,200	481481082	Govt. Guarantee
Dakshinanchal VNL					798182189	79,818,218,900	798182189	79,818,218,900	798182189	79,818,218,900	798182189	Govt. Guarantee
CEICO					856337765	85,633,777,650	856337765	85,633,777,650	856337765	85,633,777,650	856337765	Govt. Guarantee
Sub Total					3168800869	31,688,008,690	3168800869	31,688,008,690	3168800869	31,688,008,690	3168800869	
ALL GEN												
Madhyanchal VNL					453518833	45,351,883,300	453518833	45,351,883,300	453518833	45,351,883,300	453518833	Govt. Guarantee
Parvanchal VNL					481481082	48,148,108,200	481481082	48,148,108,200	481481082	48,148,108,200	481481082	Govt. Guarantee
Dakshinanchal VNL					798182189	79,818,218,900	798182189	79,818,218,900	798182189	79,818,218,900	798182189	Govt. Guarantee
CEICO					856337765	85,633,777,650	856337765	85,633,777,650	856337765	85,633,777,650	856337765	Govt. Guarantee
Sub Total					3168800869	31,688,008,690	3168800869	31,688,008,690	3168800869	31,688,008,690	3168800869	



[Handwritten signature]

Chief Officer (R.A.S.)
 GPPCL, Shakti Bhawan Bhopal,
 14-Asbok Marg, Lucknow.

[Handwritten signature]

[Handwritten signature]

NOTE: All the borrowings which have been sanctioned is guaranteed by GUPP.

U.P. POWER CORPORATION LIMITED
14-ASHOK MARG, SHAKTI BHAWAN, LUCKNOW

OTHER LONG TERM LIABILITIES

NOTE- 5

Particulars	(Amount in Rs.)	
	As at 31.03.2014	As at 31.03.2013
Security Deposits from Consumers	7000427895	7000427895
Interest on Security Deposits from Consumers	312383930	312383930
Less Provisional Transfer to		
Dakshinanchal VVNL	846500000	846500000
Madhyanchal VVNL	736300000	736300000
Paschimanchal VVNL	2183500000	2183500000
Purvanchal VVNL	2624900000	2624900000
TOTAL	921611825	921611825

SHORT-TERM BORROWINGS

NOTE- 6

Particulars	(Amount in Rs.)	
	As at 31.03.2014	As at 31.03.2013
Overdraft from Banks		
Central Bank of India (Part Passu charge on Receivables and Other Current Assets of Corporation)	729098843	0
Canara Bank (Part Passu charge on Receivables of Corporation)	121075036	947722266
Allahabad Bank (Part Passu charge on Receivables of Corporation)	3394798346	3149464163
ICICI Bank (Part Passu charge on Receivables of Corporation)	0	385791048
Indian Overseas Bank (Charge on Stock, Receivables & Other Current Assets)	968472884	1005149205
Oriental Bank of Commerce (Part Passu charge on Receivables of Corporation)	1439980096	1421010196
Bank of India (Part Passu charge on Receivables of DISCOMS)	448243157	500000000
Karur Vysya Bank (Part Passu charge on Receivables of the Company)	758348845	758439045
Loans relates to DISCOMS (Unsecured)		
(a) Dakshinanchal VVNL		
New Okhla Industrial Dev. authority	786225000	832400000
Mandi Parishad	0	416200000
(b) Madhyanchal VVNL		
New Okhla Industrial Dev. authority	478975000	317400000
Mandi Parishad	0	158700000
(c) Paschimanchal VVNL		
New Okhla Industrial Dev. authority	487225000	345900000
Mandi Parishad	0	172950000
(d) Purvanchal VVNL		
New Okhla Industrial Dev. authority	631175000	402460000
Mandi Parishad	0	201230000
(e) Kesco		
New Okhla Industrial Dev. authority	156400000	101840000
Mandi Parishad	0	50920000
TOTAL	10358017207	11167575923

* The amount of default of Short-Term Borrowings (Over Draft from Banks) is Rs.8348845/- as on 31.03.2014 (Previous year Rs.13588250/-)

Note - The Loans of New Okhla Industries Dev. Authority and Mandi Parishad are guaranteed by GeUP.

[Handwritten signatures]

[Handwritten signature]



Chief Engineer (R.A.C.)
UPPCL, Shakti Bhawan, Lucknow,
14-Ashok Marg, Lucknow,

U.P. POWER CORPORATION LIMITED
14-ASHOK MARG, SHAKTI BHAWAN, LUCKNOW.

TRADE PAYABLE

NOTE-7

Particulars	(Amount in Rs.)	
	As at 31.03.2014	As at 31.03.2013
Liability for Purchase of Power	134465712903	194941251332
TOTAL	134465712903	194941251332


OTHER CURRENT LIABILITIES

NOTE-8

Particulars	(Amount in Rs.)	
	As at 31.03.2014	As at 31.03.2013
Interest accrued & due	13134518016	12235871662
Current Maturity of Long Term Borrowings	3300000000	3657119669
Liability for Capital Supplies/ Works	1281668314	1283500373
Liability for O & M Supplies / Works	204794972	205115413
Staff Related Liabilities	776683762	881427519
Deposits & Retentions from Suppliers & Others	462186027	463875802
Electricity Duty & Other Levies payable to Govt.	694125341	694125341
Deposit for Electrification works	1316568628	1316568628
Sundry Liabilities	288956692	220353992
Payable to UPJVNL	392780743	394422519
Liabilities for Expenses	385872849	389243089
Liabilities towards UPPCL CPF Trust	284974	894934
Liabilities towards Power Sector Employee Trust		
Provident Fund	(114585502)	
Pension and Gratuity Liability	116030593	(97743403)
Interest Accrued but not Due on Borrowings	1445091	135307317
TOTAL	7817320214	37563914
Less Provisional Transfer to DISCOMS	30056983623	21780082855
TOTAL	16009200000	16009200000
	14047783623	5770882855

Note:- Details of Interest Accrued & Due and Current Maturity of Long Term Borrowings is annexed with this Note. (Refer Annexure to Note - 8)

Handwritten signatures and initials.


 Chartered Accountants (K.A.U.)
UPPCL, Shakti Bhawan Extn.
14-Ashok Marg, Lucknow.

U.P. POWER CORPORATION LIMITED
14-ASHOK MARG, SHAKTI BHAWAN, LUCKNOW

Annexure to Note-8

Statement of Interest Accrued & Due

F.Y. 2013-14

I UNSECURED LOANS										(Amount In Rs.)
1 GoUP										
Total-A										
II Loans Relate to Discoms										2830844258
Sl.No.	Name of the Discom	APDRP	World Bank	HUDCO	REC	PFC	Banks	Total		
1	Madhyanchal Vidyut Vitran Nigam Limited	451538833	1435502141	67924173	78278849	72601094	586876530	2692802820		
2	Purvanchal Vidyut Vitran Nigam Limited	481481083	330451207	70639634	100473002	81629758	734232250	1808886914		
3	Paschimanchal Vidyut Vitran Nigam Limited	796182289	1080651175	78655669	72510355	83003478	527139754	2881627220		
4	Dakshinanchal Vidyut Vitran Nigam Limited	856329765	508870017	68190496	138682759	128039683	1181537833	2881650353		
5	KESCO	75996590			24784102	22458109	180942360	304191151		
Total-B		2661488540	3355474540	283409972	414740067	377732122	3210828517	10303673758		
Total Interest Accrued & Due (Total A+B)										13134518016

* Bankwise list of interest accrued & due is annexed as Annexure-A "DISCLOSURE OF BORROWING AS REQUIRED IN SCHEDULE-VI"

F.Y. 2012-13

I UNSECURED LOANS										(Amount In Rs.)
1 GoUP										
Total-A										
II Loans Relate to Discoms										2830844258
Sl.No.	Name of the Discom	APDRP	World Bank	HUDCO	REC	PFC	Banks	Total		
1	Madhyanchal Vidyut Vitran Nigam Limited	391773391	1435502141	34780601			854527693	2516583828		
2	Purvanchal Vidyut Vitran Nigam Limited	417753633	330451207	35428604	0	0	657478498	1838870941		
3	Paschimanchal Vidyut Vitran Nigam Limited	890830620	1080651175	38194545	0	0	1217116662	2467154836		
4	Dakshinanchal Vidyut Vitran Nigam Limited	743019319	508870017	34692032	0	0	212780029	2503698030		
5	KESCO	65940642			0	0		278720871		
Total-B		2308317805	3355474540	144095782	0	0	3596139477	9405027404		
Total Interest Accrued & Due (Total A+B)										12235871662

Statement of Current Maturity of Long-Term Borrowings

F.Y. 2013-14

(Amount In Rs.)

I Loans Relate to Discoms					
Sl. No.	Name of the Discom	APDRP	World Bank	HUDCO	Total
1	Madhyanchal VVNL	0	0	755674772	755674772
2	Purvanchal VVNL	0	0	848220189	848220189
3	Paschimanchal VVNL	0	0	908495089	908495089
4	Dakshinanchal VVNL	0	0	787609950	787609950
5	KESCO	0	0	0	0
Total (C)		0	0	3300000000	3300000000
Total Current Maturity of Long-Term Borrowings					
					3300000000

F.Y. 2012-13

I Loans Relate to Discoms					
Sl. No.	Name of the Discom	APDRP	World Bank	HUDCO	Total
1	Madhyanchal VVNL	20420402	79810290	776275009	875685761
2	Purvanchal VVNL	21776089	18280632	567185194	807448119
3	Paschimanchal VVNL	36009330	60263037	903635785	999291252
4	Dakshinanchal VVNL	36729732	28405710	802900008	1254255050
5	KESCO	3424387			3424387
Total (B)		120360800	108759669	3350000000	3657119669
Total Current Maturity of Long-Term Borrowings					
					3657119669



Handwritten signatures and initials.

Chief Engineer (R.A.U.)
UPPCL, Shakti Bhawan Extn.
14-Ashok Marg, Lucknow,

U.P. POWER CORPORATION LIMITED
14-ASHOK MARG, SHAKTI BHAWAN, LUCKNOW.

NOTE - 9

TANGIBLE ASSETS

Particulars	Gross Block				Depreciation				Net Block			
	As at	Additions	Deductions /	As at	Additions	Deductions /	As at	As at	As at	As at	As at	As at
	31.03.2013		Adjustments*	31.03.2014		Adjustments*	31.03.2014	31.03.2014	31.03.2014	31.03.2013	31.03.2014	
Land & Land Rights	15865757	31178894	0	47044651	0	0	0	0	47044651	15865757	15865757	
Buildings	252101396	12599865	0	264701261	4327908	0	111038729	0	153662552	145390575	145390575	
Other Civil Works	66947585	0	0	66947585	1087361	0	32153157	0	34794428	35881789	35881789	
Plant & Machinery	33160927	2002078	0	35163005	14638015	0	16270375	0	18692630	18524912	18524912	
Vehicles	23960800	673215	3919000	20715015	10532383	3723050	8957808	0	11757207	13428417	13428417	
Furniture & Fixtures	6001597	1392807	0	7394404	432692	0	2534060	0	4860344	3900229	3900229	
Office Equipments	93638365	8448804	0	102287169	13172810	0	77409266	0	24877903	29601909	29601909	
TOTAL	491876427	56295683	3919000	544253110	22803606	3723050	248363395	285889715	262593588	255077873	255077873	
Previous Year	466766592	28709835	3600000	481876427	21014120	3420000	228282839	262593588	255077873			

*Deduction/Adjustment made during the year under Gross Block & Depreciation represents obsolete vehicles which were written off during the year.

NOTE - 10

CAPITAL WORKS IN PROGRESS

PARTICULARS	Amount in Rs.		
	As at 31.03.2013	Additions	Deduction/ Adjustments
Capital Work In Progress *	5262814791	179254	25116789
LESS:			
Provisional Transfer to DISCOMS	3228100000	0	0
GRAND TOTAL	2036714791	179254	25116789

* It includes Establishment and Administration & General Cost related to works.



[Handwritten signature]

Chief Engineer (R.A.S.)
UPPCL, Shakti Bhawan Extn.
14-Ashok Marg, Lucknow.


U.P. POWER CORPORATION LIMITED
14-ASHOK MARG, SHAKTI BHAWAN, LUCKNOW.

NON-CURRENT INVESTMENTS

NOTE - 11

Particulars	(Amount in Rs.)	
	As at 31.03.2014	As at 31.03.2013
LONG TERM INVESTMENT IN EQUITY INSTRUMENT AT COST (Unquoted)		
TRADE INVESTMENTS		
I Subsidaries		
(a) KESCO		
163147400 Equity Shares of Rs.10/- each Fully paid up. (163147400 Equity Shares of Rs.10/- each Fully paid up.) From this 60000000 shares are allotted for consideration other than cash pursuant to KESA Zone EOU scheme 2000 Share Application Money pending for allotment	1631474000	1631474000
Less - Provision for diminution in investment	508932000	0
	2140406000	1631474000
	2140406000	1631474000
(b) Dakshinanchal VVNL		
19463274 Equity shares of Rs. 1000/- each fully paid up (19463274 Equity Shares of Rs.1000/- each Fully paid up.) Share Application Money pending for allotment	19463274000	19463274000
Less - Provision for diminution in investment	20623352381	11206875492
	40086626381	30670149462
	40086626000	30670149000
(c) Madhyanchal VVNL		
27803937 Equity shares of Rs. 1000/- each fully paid up (23081064 Equity Shares of Rs.1000/- each Fully paid up.) Share Application Money pending for allotment	27803937000	23061064000
Less - Provision for diminution in investment	17077861118	6961862920
	44881896118	30022926920
	44881896000	30022926000
(d) Paschimanchal VVNL		
24781533 Equity shares of Rs. 1000/- each fully paid up (18390963 Equity Shares of Rs.1000/- each Fully paid up.) Share Application Money pending for allotment	24781533000	18390963000
Less - Provision for diminution in investment	7636847055	6390570098
	32418380055	24781533098
	32418380000	24781533000
(e) Purvanchal VVNL		
30860718 Equity shares of Rs. 1000/- each fully paid up (22041766 Equity Shares of Rs.1000/- each Fully paid up.) Share Application Money pending for allotment	30860716000	22041766000
Less - Provision for diminution in investment	10565497810	8818950875
	41426213810	30860716875
	41426213000	30860716000
(f) M/s Sonbhadra PGCL		
665 Equity shares of Rs. 1000/- each fully paid up (665) Equity Shares of Rs.1000/- each Fully paid up.)	665000	665000
(g) M/s Jawaharpur Vidyut Utpadan Nigam		
50000 Equity shares of Rs. 10/- each fully paid up (50000) Equity Shares of Rs.10/- each Fully paid up.)	500000	500000
(h) M/s Yamuna Power generation Co.		
12500 Equity shares of Rs. 10/- each fully paid up (12500) Equity Shares of Rs.10/- each Fully paid up.)	125000	125000
(i) M/s Southern U.P. Power Transmission Co. Ltd.		
50000 Equity Shares of Rs.10/- each Fully paid up. (0) Equity Shares of Rs.10/- each Fully paid up.)	500000	0
II Associates		
(a) UPPTCL		
22133352 Equity shares of Rs. 1000/- each fully paid up (22133352) Equity Shares of Rs.1000/- each Fully paid up.) from this 18429700 shares are allotted for consideration other than cash. Share Application Money pending for allotment	22133352000	22133352000
Less - Provision for diminution in investment	0	0
	22133352000	22133352000
	2505913000	3134118000
TOTAL	19629230364	19006526295

- Aggregate amount of unquoted investment in equity shares & Share Application Money, as on 31.03.2014 is Rs. 18308866364 (Previous year Rs. 140101442295)
- Aggregate amount of provision for diminution made upto 31.03.2014 are Rs. 163459436000 (Previous year Rs. 121100918000)
- Considering the accumulated losses of Discoms/UPPTCL a Provision for diminution has been made during the year are Rs. 42358520000 (Previous year Rs. 12448394000)
- The amount of provision for diminution is based on net worth calculated on the basis of audited balance sheets of DISCOMS & UPPTCL for F.Y. 2012-13







Chartered Accountant (R.A.C.)
R. M. LALL & CO.
CPPEL, Shakti Bhawan Extn.,
14-Ashok Marg, Lucknow,


U.P. POWER CORPORATION LIMITED
14-ASHOK MARG, SHAKTI BHAWAN, LUCKNOW.

LONG-TERM LOANS AND ADVANCES

NOTE - 12

Particulars	(Amount in Rs.)	
	As at 31.03.2014	As at 31.03.2013
A LOANS (Secured/Considered Good)		
KESCO - (Subsidiary)	1950000000	1950000000
(as per UP Transfer of KESA Zone EDU Scheme - 2000)		
Less - Provision for B/D Loan	195000000	195000000
Interest Accrued & Due	472535334	472535334
Less - Provision for B/D Interest	472535334	0
		1755000000
		1755000000
B LOANS (Unsecured/Considered Doubtful)		
KESCO (Subsidiary)	227797714	227797714
Interest Accrued & Due	35844246	35844246
Less - Provision for B/D Loan & Interest	263641960	263641960
	263641960	0
		263641960
		0
NPCL (Licencees)	56843000	56843000
Interest Accrued & Due	510929072	437154802
Less - Provision for B/D Loan & Interest	567772072	493997802
	567772072	0
		493997802
		0
Other Licencees	833010	833010
Less - Provision for B/D Loan	833010	0
		833010
		0
Others	4062352	4062352
Less - Provision for B/D Loan	4062352	0
		4062352
		0
Agricultural Bank (Special Programming)		
(Unsecured/Considered Good)		26746000
		26746000
C Deposits (Unsecured/Considered Good) -		
Others	82244730	82244730
Less - Provision for doubtful deposits	8224473	8224473
		74020257
		74020257
TOTAL	1855766257	1855766257


Chief Engineer (R.A.E.)
UPPCL, Shakti Bhawan Bldg,
14-Ashok Marg, Lucknow,



U.P. POWER CORPORATION LIMITED
14-ASHOK MARG, SHAKTI BHAWAN, LUCKNOW.

OTHER NON - CURRENT ASSETS

NOTE - 13

Particulars	(Amount in Rs.)	
	As at 31.03.2014	As at 31.03.2013
Restructuring A/c	17843038434	17693038434
Receivables on account of Loan (Unsecured and Considered good)		
Madhyanchal VVNL	92167665729	52936079112
Paschimanchal VVNL	86287857436	53034631597
Dakshinanchal VVNL	163507565452	90055973231
Purvanchal VVNL	115303824005	66477269037
KESCO	28133791813	16185687759
	485400704435	278689640736
	503243742869	296382679170

INVENTORIES

NOTE - 14

Particulars	(Amount in Rs.)	
	As at 31.03.2014	As at 31.03.2013
(a) Stores and Spares		
Stock of Materials - Capital Works	5835698843	5835698843
Stock of materials - O & M	731610028	731084346
	6567308871	6566783189
(b) Others*		
	467617673	467617673
SUB TOTAL	7034926544	7034400862
Less - Transfer to		
Utranchal PCL	471601744	471601744
DISCOMS (Provisional)	4254500000	4254500000
	4726101744	4726101744
2308824800	2308824800	2308299118
Less - Provision for Unserviceable Stores	2120430260	2120430260
Less - Transfer to DISCOMS	1253200000	1253200000
	867230260	867230260
TOTAL	1441594540	1441068858

* Other materials include material issued to fabricators, obsolete material, scrap transformer sent for repair store, excess/shortage pending for investigation and material in transit.
Inventories are valued at cost.

Handwritten signatures

Handwritten signature



Chartered Accountant (R.A. U.)
UPPCL, Shakti Bhawan Bldg,
14-Ashok Marg, Lucknow;

U.P. POWER CORPORATION LIMITED
14-ASHOK MARG, SHAKTI BHAWAN, LUCKNOW.

TRADE RECEIVABLES

NOTE - 15

Particulars	(Amount in Rs.)	
	As at 31.03.2014	As at 31.03.2013
Sundry Debtors	76165343942	75610905576
Less - Transfer to DISCOMS	71211853933	71211853933
SUB TOTAL	4953490009	4399051643
Less - Allowance for Bad & Doubtful Debts	2957897879	2930175961
	1995592130	1468875682
Sundry Debtors through KESCO *	6204820956	6204820956
Less - Allowance for Bad & Doubtful Debts	6204820956	6204820956
Debtors - Sale of Power (Subsidiary)		
KESCO	5340770018	8937379601
Dakshinanchal VVNL	32533011283	45120677225
Madhyanchal VVNL	34209539078	34098104966
Paschimanchal VVNL	12287321718	11284612460
Purvanchal VVNL	89080138135	71559887738
SUB TOTAL	153450780232	171000661990
Less - Amount received centrally from Govt. Deptts**	705534397	18490085245
	152745245835	152510576745
Less - Allowance for Bad & Doubtful Debts	7637262292	7625528837
	145107983543	144885047908
Total	147103575673	146353923590
Debts outstanding for a period exceeding six months from the date they are due for payment		
Secured & Considered Good	36271343902	52095866725
Unsecured & Considered Good	10966705771	11799575393
Considered Doubtful	47238049673	63895442118
Other Debts		
Unsecured & Considered Good	110832231771	94258056865
Considered Doubtful	5833275356	4960950361
	118685507127	99219007226
Less - Provision for Bad & Doubtful Debts	58351858407	163114449344
Less - Transfer to DISCOMS	41551677280	58312203034
	16799981127	41551677280
TOTAL	147103575673	146353923590

* As per UP Transfer of KESA Zone EDU Scheme - 2000.

** Receipt from Govt. Departments against Electricity dues for and on behalf of Discoms, pending allocation.

[Handwritten signature]

[Handwritten signature]



Chief Engineer (K.A.E.)
UPPCL, Shakti Bhawan Bldg,
14-Ashok Marg, Lucknow,

U.P. POWER CORPORATION LIMITED
14-ASHOK MARG, SHAKTI BHAWAN, LUCKNOW.

CASH AND CASH EQUIVALENTS

NOTE - 16


Particulars	As at 31.03.2014		As at 31.03.2013	
A Balances with Banks				
In Current & Other account	8711599286		9435232776	
In Fixed Deposit accounts*	5627162317	14538781603	492817858	9927850634
B Cash on Hand				
Cash in Hand (Including Stamps in hand)	153136263		153102465	
Cash Imprest with Staff	28710043	181846306	28584700	181687168
SUB TOTAL		14720607909		10109537802
Less Provisional Transfer to:-				
Dakshinanchal VVNL	1159500000		1159500000	
Madhyanchal VVNL	901900000		901900000	
Paschimanchal VVNL	1635300000		1635300000	
Purvanchal VVNL	1185000000	4861700000	1165000000	4861700000
TOTAL		9858907909		5247837802

* Includes FDR amounting Rs.85000000/- (Previous year Rs.85000000/-) pledged against LC Limit from PNB.

SHORT-TERM LOANS & ADVANCES

NOTE - 17

Particulars	As at 31.03.2014		As at 31.03.2013	
ADVANCES (Unsecured/Considered Good)				
Suppliers / Contractors	903981378		290151368	
Less - Provision for Doubtful Advances	90398138	813583240	29015137	261136231
Tax deducted at source		48406109		40911011
Advance Income Tax		1328233		1328233
Fringe Benefit Tax -				
Advance Tax	5278319		5278319	
Less - Provision	4102821	1175498	4102821	1175498
		864493080		304550973


 Chief Engineer (N.A.W.)
 UPPCL, Shakti Bhawan Extn.
 14-Ashok Marg, Lucknow.



U.P. POWER CORPORATION LIMITED
14-ASHOK MARG, SHAKTI BHAWAN, LUCKNOW.

OTHER CURRENT ASSETS

NOTE - 18

Particulars	(Amount in Rs.)	
	As at 31.03.2014	As at 31.03.2013
Income Accrued & Due	51911628	51911628
Income Accrued but not Due	15421463	12624354
Receivables (Unsecured) -		
Uttanchal PCL	1924715539	1924715539
UPRVUNL	41065100	34797998
UPPTCL	239709760	22261188
Sub Total	<u>2205490399</u>	<u>1981774723</u>
Subsidiaries (Unsecured) -		
KESCO	1419444	366638487
Dakshinanchal VVNL	376197034	3780620455
Madhyanchal VVNL	397778476	4356761998
Paschimanchal VVNL	461553779	4108729968
Purvanchal VVNL	468801736	3768305910
Sub Total	<u>1705750459</u>	<u>16379056818</u>
Employees	472114563	471972949
Others	7881408828	6900476280
Total	<u>12264764259</u>	<u>25733280770</u>
Less - Provision for Doubtful Receivables	1226476426	2573328077
	11038287833	23159952693
Receivables on account of Loan (Unsecured)		
Madhyanchal VVNL	9481144778	14261710927
Less - Liabilities against Loan	5333177782	4147966996
Paschimanchal VVNL	10198379055	5860517782
Less - Liabilities against Loan	14902168608	8401193145
Dakshinanchal VVNL	7035815933	14902168608
Less - Liabilities against Loan	3162563122	7285815933
Purvanchal VVNL	11405234983	18011253752
Less - Liabilities against Loan	6220244390	5184990593
KESCO	9966143253	6977144390
Less - Liabilities against Loan	7094041014	14745679027
Prepaid Expenses	996090124	8844533083
Theft of Fixed Assets Pending Investigation	0	1996030732
Less - Provision for estimated losses	996090124	0
	1420540	1996030732
	32844855	5338213
	3284485	29560370
	29560370	3284485
	27500314908	58208219116
Less Provisional Transfer to -		
Dakshinanchal VVNL	32400000	32400000
Madhyanchal VVNL	92000000	92000000
Paschimanchal VVNL	219800000	219800000
Purvanchal VVNL	255900000	255900000
Total	<u>600100000</u>	<u>600100000</u>
	26900214908	57608119116

Handwritten signatures and initials in blue ink.

Chief Engineer (E.A.S.)
UPPCL, Shakti Bhawan Bldg,
14-Ashok Marg, Lucknow,



U.P. POWER CORPORATION LIMITED
14-ASHOK MARG, SHAKTI BHAWAN, LUCKNOW.

REVENUE FROM OPERATIONS (GROSS)

NOTE - 19

Particulars	(Amount in Rs.)	
	For the Year ended on 31.03.2014	For the Year ended on 31.03.2013
SALE OF POWER		
Extra State Consumers		
Supply In Bulk	0	165902708
a- NPCL	1532153860	1300556114
b- Subsidiaries		
Dakshinanchal VVNL	86706444537	62565422620
Madhyanchal VVNL	66930429226	47459453430
Paschimanchal VVNL	113742079127	85461428860
Purvanchal VVNL	79663472579	57881693100
KESCO	16635931724	11335656310
TOTAL	365210511053	266004210434
	365210511053	266170113142

OTHER INCOME

NOTE - 20

Particulars	(Amount in Rs.)	
	For the Year ended on 31.03.2014	For the Year ended on 31.03.2013
a Interest from:		
Loans to Staff	745440	635719
Loans to NPCL (Licencee)	73774270	64188305
Fixed Deposits	124193986	20439698
Others	16075587	39708121
b Other non operating income	214789283	124971843
Income from Contractors/Suppliers	1148384	2880106
Rental from Staff	2098556	1467688
Miscellaneous Receipts	31072216	2254178
TOTAL	249108439	6601972
	249108439	131573815

Handwritten signatures and initials.

Handwritten signature.

Handwritten signature.
Chief Engineer (K.A.U.)
UPPCL, Shakti Bhawan Extn,
14-Ashok Marg, Lucknow.



U.P. POWER CORPORATION LIMITED
14-ASHOK MARG, SHAKTI BHAWAN, LUCKNOW.

PURCHASE OF POWER



NOTE - 21

Particulars	(Amount in Rs.)	
	For the Year ended on 31.03.2014	For the Year ended on 31.03.2013
Power Purchased from -		
NTPC	83754288985	81355877037
Power Trading Corporation Ltd.	1906882261	1011994633
NPCIL	7142787220	6641733081
UPRVUNL	84865875362	53172992994
Sattaj JVNL	6256071944	3305130329
NHPC	10057606449	9646999198
UPJVNL	687665651	748300380
Adani Export	390621777	0
NTPC (JVNL)	3181634871	201073511
Tata Power Trading Co. Ltd.	637580481	7677013
Global Energy Ltd.	405951402	577432811
LANCO EU Ltd / NETS	64794911	5545352053
THDC	9065544114	9076578110
Vishnu Prayag	3561534478	4177262250
ROSA Power Co. Ltd.	45064354519	40524895838
Arawall Power Co. Pvt. Ltd.	2569856215	896775999
Power Purchase Through Energy Exchange	5789901180	211836833
Bajaj Energy Pvt.Ltd.	17357044238	16495011083
Lahco Anpara Power Ltd.	19470759102	12056639306
SASAN (UMPP)	223201748	325859
G.M.R. Energy Pvt. Ltd.	74971215	0
Co-Generating Units	14488707313	15350805863
Surcharge	4617850035	7195000393
Unscheduled Interchange & Reactive Energy Charges	(1704457816)	15685054594
Inter-state Transmission & Related Charges to -		
Power Grid Corporation Ltd.	12718664745	11676731999
Power System Operation Corp.	51529259	57428458
TOTAL - Purchase of Power	332679201657	295618707627
Less - Rebate against Power Purchase	342839025	39313116
TOTAL	332336362632	295579394505

EMPLOYEES COST

NOTE - 22

Particulars	(Amount in Rs.)	
	For the Year ended on 31.03.2014	For the Year ended on 31.03.2013
Salaries & Allowances	541105172	556433150
Dearness Allowance	473814447	378513167
Other Allowances	64124318	67939079
Bonus/ Ex-gratia	4379221	4814729
Medical Expenses (Re-imbusement)	41349666	35156813
Leave Travel Assistance	2760	20798
Earned Leave Encashment	84085759	79121576
Staff Welfare Expenses	5413265	2834112
Pension & Gratuity	162279145	160805156
Other Terminal Benefits	7853269	6083269
Expenditure on Trust	1688438	1618626
SUB TOTAL	1386075460	1291140477
LESS - Expenses Capitalised	1311999	1682005
TOTAL	1384763461	1289458472

Chartered Accountants
U.P. Power Corporation Ltd.,
14-Ashok Marg, Lucknow,

U.P. POWER CORPORATION LIMITED
14-ASHOK MARG, SHAKTI BHAWAN, LUCKNOW.

NOTE - 23



FINANCE COSTS

Particulars	(Amount in Rs.)			
	For the Year ended on 31.03.2014		For the Year ended on 31.03.2013	
a Interest on Loans				
Working Capital	1509330071	1509330071	1799649927	1799649927
b Other borrowing costs				
Finance Charges	28017030		30117288	
Bank Charges	194187470		135682487	
Guarantee Charges	14500000	236704500	14500000	180299775
GRAND TOTAL		1746034571		1979949702


NOTE - 24

DEPRECIATION AND AMORTIZATION EXPENSE

Particulars	(Amount in Rs.)			
	For the Year ended on 31.03.2014		For the Year ended on 31.03.2013	
Depreciation on -				
Buildings	4327908		4136050	
Other Civil Works	1087361		1087361	
Plant & Machinery	1634360		1537157	
Vehicles	2148475		2428428	
Furniture & Fixtures	432692		348377	
Office Equipments	13309960	22940756	11804363	21341736
GRAND TOTAL		22940756		21341736




 JPPCL, Shakti Bhawan Extn,
 14-Ashok Marg, Lucknow,

U.P. POWER CORPORATION LIMITED
14-ASHOK MARG, SHAKTI BHAWAN, LUCKNOW.

ADMINISTRATIVE, GENERAL & OTHER EXPENSES

NOTE - 25

Particulars	(Amount in Rs.)	
	For the Year ended on 31.03.2014	For the Year ended on 31.03.2013
Rent	580927	732058
Insurance	358457	246849
Communication Charges	8144690	7603456
Legal Charges	20248544	21365805
Auditors Remuneration & Expenses		
Audit Fee	380000	288000
Service Tax	46968	35597
Consultancy Charges	426968	323597
Technical Fees & Professional Charges	15125128	14987498
Travelling and Conveyance	1742003	1802953
Printing and Stationery	23114870	22965636
Advertisement Expenses	2722420	4017812
Electricity Charges	14470187	6243828
Water Charges	34375186	25202450
Entertainment	13257	13145
Expenditure on Trust	1078483	94751
Miscellaneous Expenses	80051	82151
SUB TOTAL	70758598	78144540
LESS - Expenses Capitalised	193237759	183826329
TOTAL	947678	576278
	192290081	18258851

REPAIRS AND MAINTENANCE

NOTE - 26

Particulars	(Amount in Rs.)	
	For the Year ended on 31.03.2014	For the Year ended on 31.03.2013
Plant & Machinery	7131894	5524301
Buildings	45139983	50212154
Other Civil Works	189075	0
Vehicles - Expenditure	8127258	4221425
Less - Transferred to different Capital & O&M Works/Administrative Exp.	8127258	4221425
Furniture & Fixtures	218029	0
Office Equipments	6835130	5227436
TOTAL	59514111	60863891

[Handwritten signature]

[Handwritten signature]



Chief Accountant (R.A.G.)
UPPCL, Shakti Bhawan Extn.
14-Ashok Marg, Lucknow.

U.P. POWER CORPORATION LIMITED
14-ASHOK MARG, SHAKTI BHAWAN, LUCKNOW.

BAD DEBTS & PROVISIONS

NOTE - 27

Particulars	(Amount in Rs.)	
	For the Year ended on 31.03.2014	For the Year ended on 31.03.2013
PROVISIONS		
Doubtful Debts (Sale of Power)	39455373	(10267552190)
Doubtful Loans and Advances		
Short Term	61383001	16587899
Long Term	73774270	64188305
Doubtful Other Current Assets (Receivables)	-1346851651	358099307
Diminution in Investment	42358520000	12448394000
TOTAL	41186280993	2619717321

NET PRIOR PERIOD INCOME/EXPENDITURE

NOTE - 28

Particulars	(Amount in Rs.)	
	For the Year ended on 31.03.2014	For the Year ended on 31.03.2013
I INCOME		
a Other Income	958838	407120349
b Other Excess Provision	0	(24986)
c Depreciation Under/Excess Provided	0	327616
SUB TOTAL	958838	407422979
II EXPENDITURE		
a Employee Cost	9217	(8357571)
b Power Purchase	3375451260	(190273974)
c Administrative & General Exp	54771951	(32700597)
d Depreciation Under/Excess Provided	(137150)	0
SUB TOTAL	3430095278	(231332142)
NET PRIOR PERIOD INCOME/(EXPENDITURE)	(3429136440)	638755121

Handwritten signatures and initials.

Handwritten signature.

Handwritten signature.



Chartered Accountant
OPPCCL Shakti Bhawan Expt.
14-Ashok Marg, Lucknow.

U.P. POWER CORPORATION LIMITED

NOTE NO. 29 (A)

SIGNIFICANT ACCOUNTING POLICIES

1. GENERAL

- (a) The financial statements are prepared in accordance with the applicable provisions of the Companies Act, 1956. However where there is a deviation from the provisions of the Companies Act, 1956 in preparation of these accounts, the corresponding provisions of Electricity (Supply) Annual Accounts Rules 1985 have been adopted.
- (b) The accounts are prepared under historical cost convention, on accrual basis unless stated otherwise and on accounting assumption of going concern.
- (c) Subsidy, Grant, Insurance and Other Claims, Refund of Custom Duty Interest on Income Tax & Trade Tax and Interest on loans to staff is accounted for on receipt basis after the recovery of principal in full.

2. FIXED ASSETS

- (a) Fixed Assets are shown at historical cost less accumulated depreciation.
- (b) All costs relating to the acquisition and installation of fixed assets till the date of commissioning are capitalized.
- (c) In the case of commissioned assets, where final settlement of bills with the contractor is yet to be affected, capitalization is done, subject to necessary adjustment in the year of final settlement.
- (d) Due to multiplicity of functional units as well as multiplicity of function at particular unit, employees cost and general & administration expenses to capital works are capitalized @ 15% on deposit works and @ 11% on other works on the amount of total expenditure.
- (e) Borrowing cost during construction stage of capital assets are apportioned on the average balance of capital work in progress for the year. The determination of amount of borrowing cost attributable to capital works are capitalized as per the computation method given in the Electricity (Supply) Annual Accounts Rules 1985.

3. DEPRECIATION

- (a) Depreciation is charged on Straight Line Method at the rates specified in Schedule XIV of the Companies Act 1956.

[Handwritten signature]

[Handwritten signature]

[Handwritten signature]

[Handwritten signature]
Chartered Engineer (I.A.E.E.)
UPPCL, Shakti Bhawan Extn.
14-Ashok Marg, Lucknow,



- (b) Depreciation on additions to / deductions from Fixed Assets during the year is charged on Pro rata basis.
- (c) The Fixed Assets are depreciated up to 95% of original cost except in case of temporary erections/constructions where 100% depreciation is charged.

4. INVESTMENTS

Long term investments are carried at cost. Provision is made for diminution, other than temporary, in the value of such investments.

5. STORES & SPARES

- (a) Stores & Spares are valued at cost.
- (b) Steel scrap is valued at realizable value and scrap other than steel is accounted for in the accounts as and when sold.
- (c) Any shortage /excess of material found during the year end are shown as "material short/excess pending investigation" till the finalization of investigation.

6. REVENUE/ EXPENDITURE RECOGNITION

- (a) Revenue from sale of energy is accounted for on accrual basis.
- (b) Late payment surcharge recoverable from subsidiaries and other bulk power purchasers are accounted for on cash basis due to uncertainty of realisation.
- (c) Sale of energy to subsidiary distribution companies is accounted for, on the rates decided by the management.
- (d) All prior period income & expenditure are shown in the current period as a distinct item.

7. POWER PURCHASE

Power purchase is accounted for in the books of Corporation as below:

- (i) In respect of Central Sector Generating Units and unscheduled interchange/reactive energy, at the rates approved by Central Electricity Regulatory Commission (CERC).
- (ii) In respect of State Sector Generating Units and unscheduled interchange/reactive energy, at the rates approved by U.P. Electricity Regulatory Commission (UPERC).
- (iii) In respect of Power Trading Companies, at the mutually agreed rates.

[Handwritten signature]

[Handwritten signature]

[Handwritten signature]
UPPCL, Shakti Bhawan Extn.
14-Ashok Marg, Lucknow.





8. EMPLOYEE BENEFITS


- (a) Liability for Pension & Gratuity in respect of employees has been determined on the basis of actuarial valuation and has been accounted for on accrual basis.
- (b) Leave encashment, medical benefits and LTC are accounted for on the basis of claims received and approved during the year.


9. PROVISIONS, CONTINGENT LIABILITIES AND CONTINGENT ASSETS

- (a) Accounting of the Provisions is made on the basis of estimated expenditures to the extent possible as required to settle the present obligations.
- (b) Contingent liabilities are disclosed in the Notes on Accounts.
- (c) The Contingent assets of unrealisable income are not recognised.


(H.K. Agarwal)
Company Secretary
(Part Time)


(A.K. Gupta)
General Manager
(Accounts)


(S.K. Agarwal)
Director (Finance)
DIN - 01320750


(A.P. Mishra)
Managing Director
DIN - 05183625

Place : Lucknow


Date : 16th March, 2015

Subject to our report of even date

For R. M. Lall & Co.
Chartered Accountants
FRN No.000932C



(R.P. Tewari)
Partner
M. No.071448


R.P. Tewari
16-Ashok Marg, Lucknow,

U.P. POWER CORPORATION LIMITED
NOTE NO. 29 (B)

NOTES ON ACCOUNTS ANNEXED TO AND FORMING PART OF
BALANCE SHEET AS AT 31ST MARCH 2014 AND PROFIT & LOSS
STATEMENT FOR THE YEAR ENDED ON THAT DATE

1. (a) The Corporation was Incorporated under the Companies Act, 1956 on 30.11.1999 and commenced the business w.e.f. 15.01.2000 in terms of Government of U.P. Notification No. 149/P-1/2000-24 dated 14.01.2000.
 - (b) Vide Govt. of U.P. Notification No. 186/XXIV-I-2000 dt. Jan 15, 2000 the distribution business of KESA Zone of erstwhile UPSEB has been transferred to KESCO, as wholly owned subsidiary company of UPPCL, w.e.f. 15.1.2000.
 - (c) Due to division of State of Uttar Pradesh a separate State named Uttaranchal (now Uttarakhand) came into existence and a separate Corporation Uttaranchal Power Corporation Ltd. had taken over commercial operations in the State of Uttaranchal as per Govt. of India notification no. 427/2000-R&R dated 05.11.2001.
 - (d) The distribution business of U.P. Power Corporation Ltd. has been transferred to subsidiary companies viz. Madhyanchal Vidyut Vitran Nigam Ltd., Lucknow, Paschimanchal Vidyut Vitran Nigam Ltd., Meerut, Poorvanchal Vidyut Vitran Nigam Ltd., Varanasi & Dakshinanchal Vidyut Vitran Nigam Ltd., Agra (Known as DISCOMs) as per The Uttar Pradesh Power Sector Reforms (Transfer of Distribution Undertakings) Scheme, 2003 issued vide GoUP Notification No. 2740/P-1-2003-24-14P/2003 dated 12.08.2003.
 - (e) The State Government through Gazette Notification No. 2974(1)/24-P-2-2010, Dated 23 Dec 2010 made a Provisional Transfer Scheme for the purpose of transfer of the transmission activities including Assets, Liabilities and related proceedings from U.P. Power corporation Ltd. (UPPCL) to the Uttar Pradesh Power Transmission Corporation Limited (UPPTCL/TRANSCO). In terms of this Scheme, the transfer has been made effective from 01.04.2007, the date since which UPPCL and UPPTCL have started working as separate entities for purchase/sale of Bulk power and transmission work respectively.
2. (a) The reconciliation of balances of assets and liabilities transferred under Transfer Scheme-2000 vide Notification No. 348/P-1/2001





[Signature]
Engineer (R.A.U.)
UPPCL, Shakti Bhawan Bldg,
14-Ashok Marg, Lucknow,

24 dated 25.01.2001 and those appearing in the Unit's accounts have been done. Final balances to be transferred to 'DISCOMs' as on 11.08.2003 and 'TRANSCO' as on 01.04.2007 and the balances to be retained by UPPCL as on 01.04.2007 have been sent to GoUP for approval/notification. The necessary adjustments in this regard shall be done on its approval/notification by GoUP in the annual accounts under preparation.

- (b) The assets and liabilities relating to Uttaranchal Power Corporation Ltd. had been transferred as per an agreement dated 12.10.2003 with Uttaranchal Power Corporation Ltd., w.e.f. 9.11.01.
- (c) (i) Consequent upon transfer of distribution business to four DISCOMs, the provisional balances as on 31.03.2003 as per Notification dated 12.08.03 have been transferred to these companies.
- (ii) The transactions pertaining to distribution business during the period from 01.04.2003 to 11.08.2003 are taken in the accounts of UPPCL and debtors outstanding except balances of KESCO, debtors through KESCO and NPCL, as at 11.08.2003 have been transferred to Discoms as per advice of CAG.
- (iii) The difference in assets and liabilities transferred to DISCOMs as per provisional Transfer Scheme and the balances available in the UPPCL accounts have been adjusted through Restructuring Account.
- (iv) The actual balances of transmission units on 01.04.07 were transferred to UPPTCL (Uttar Pradesh Power Transmission Corporation Limited) instead of the balances of the *Uttar Pradesh Electricity Reforms (Transfer of Transmission and Related Activities including the Assets, Liabilities and Related Proceedings) Scheme, 2010* (Provisional TRANSCO Transfer Scheme). The difference between the balances so transferred and the balances of Provisional TRANSCO Transfer Scheme 2010 amounting to Rs. 180.72 Crore was transferred to Restructuring A/c in the FY 2007-08.
- (v) Residuary balances of assets and liabilities after the above transfers have been retained in the books of UPPCL.
3. The transactions affecting the Opening Balances of UPPCL as per the Transfer Scheme 2000 and the Transfer Scheme of KESCO were transferred to Restructuring Account and similarly the transactions affecting the Opening Balances of DISCOMs as per the Provisional Transfer Scheme 12.08.2003 were also transferred to Restructuring Account, pending final adjustments.
4. (a) The Debit balance of Rs. 2.68 Crore (previous year Rs. 2.68 Crore) shown as Special Programming Loan from agriculture

  2



Chief Engineer (R.A.U.)
UPPCL, Shakti Bhawan Extn.,
14-Ashok Marg, Lucknow.

banks under Note No. 12 "Long Term Loans & Advances" (Rs. 2.57 Crore was transferred through the Transfer Scheme-2000) is subject to reconciliation/confirmation.

(b) Provisional loan balances transferred to each of DISCOMs vide the Transfer Scheme 2003 vary with the final audited Balance Sheet for financial year 2002-2003. To take care of these differences following approach had been adopted.

(i) As per advice of Reform consultants, in the absence of loan agreement wise details, the Institution wise loans had been transferred to DISCOMs.

(ii) The payment of interest and repayment of loan after 11.8.03 had been apportioned, as per Para (b) (i) above.

(c) (i) Loans obtained from REC, PFC, HUDCO & GoUP for distribution works received by UPPCL on behalf of DISCOMs after 11.08.2003 were accounted for in UPPCL separately and shown as 'Loans Relate to DISCOMs'. Debt service obligations on account of these loans are accounted for as receivables from respective Discoms, therefore, interest on such loans amounting to Rs. 193.31 crore accrued and due during the year has been shown as receivable from respective Discoms.


(ii) Ministry of Power, Govt. of India has issued Financial Restructuring Schemes of Distribution Companies on 5th October, 2012. As per the scheme, 50% of the bank loan liability and outstanding power purchase liability of more than 60 days subject to ceiling of accumulated losses of Discoms upto 31st March, 2012 has to be taken over by the State Govt. In this respect it has been decided in the Board of Directors meeting of U.P. Power Corporation Ltd. held on 19th September, 2013 vide Board's resolution no. 740 that :

(a) Outstanding loans from Banks as on 31.03.2012,

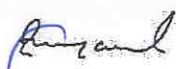

(b) Fresh loans/Bonds for funding upto the power purchase liabilities outstanding as on 31.03.2012 and

(c) Fresh loans taken / to be taken to meet operational losses from 01.04.2012

will be allocated to the Discoms and adjusted against receipts of sale of Power to Discoms. Accordingly necessary adjustment has been carried out in the books of UPPCL showing the referred loans under the title "Loans Relate to Discoms". Debt service obligations on account of these loans are accounted for as receivables from respective Discoms, therefore, interest on such loans



3



Chief Engineer (R. & O.)
UPPCL, Shakti Bhawan Bldg,
14-Ashok Marg, Lucknow;



amounting to Rs. 3937.67 crore accrued during the year has been shown as receivable from respective Discoms.

- (iii) As per the provision of Financial Restructuring Plan Bonds @ 9.68% p.a. of Rs. 15810.38 crore have been issued to the bank, Power Finance Corporation and Rural Electrification Corporation Ltd. in October, 2013 and December, 2013 on behalf of Discoms. Accordingly necessary accountal has been carried out in the books of UPPCL and shown under the head "Bonds/Loans Relate to Discoms". Interest on such bonds amounting to Rs. 728.22 crore accrued during the year is shown as receivable from Discoms.

As per the scheme of FRP the Govt. of U.P. has taken over Bonds of Rs. 5270.13 crore in January 2015.

- (iv) GoUP vide G.O. no. 05/30/24-1-14-1041(Budget)/2013 dated 30.01.2014 has converted outstanding loan amounting to Rs. 422.25 crore into Equity given to UPPCL on behalf of Discoms. Accordingly necessary accountal has been carried out in the books of UPPCL and shown as Equity (Share Application Money) from Govt. of U.P. and investment in Discoms. Consequent upon this, the GoUP loan amounting to Rs. 15.00 crore earlier transferred to Discoms under Provisional Transfer Scheme, has now been adjusted through Restructuring Account.
- (d) Equity received from GoUP for distribution works is invested in each DISCOM based on physical / financial targets and is shown as investment in respective DISCOMs.
5. Based on actuarial valuation report dt. 9.11.2000 (adopted by Board of Directors), provision for accrued liability on account of Pension and Gratuity has been made @ 16.70% and 2.38% respectively on the amount of basic Pay and D.A. paid to employees.
6. (a) The Company is making efforts to recognise and identify the location of land along with its title deed as well as of other fixed assets, transferred under various Transfer Schemes for the purpose of maintaining fixed assets registers.
- (b) Where historical cost of a discarded/ retired/ obsolete fixed asset is not available, the estimated value of such asset and depreciation thereon has been adjusted and accounted for.
7. (a) The Provision for Bad & Doubtful Debts against revenue from Sale of Power has been made @ 5% on incremental debtors during the year.

mynt

[Signature]

[Signature]

[Signature]



Chief Engineer
UPPCL, Shakti Bhawan Extn,
14-Ashok Marg, Lucknow,

- (b). The details of provision for doubtful loans & advances are as under:-
- (i) Provision @ 10% on the incremental balances of suppliers/contractors (O&M) has been made under the Note no. 17 of Short term Loans & Advances.
 - (ii) Provision @ 100% on interest accrued and due during the year on loan of NPCL has been made under the Note No. 12 of Long term Loans & Advances.
- (c) A provision for doubtful receivables @ 10% on the incremental balances appearing under the different heads of "Other Current Assets Note no. 18 (excluding Receivable on account of loan)" has been made.
- (d) Due to non-receipt of loan instalments and interest thereon from "Secured and Unsecured Loan to KESCO", no interest on such loans has been accounted for in the books of accounts.
8. The reconciliation of Inter Unit Transfer balances amounting to Rs. 181.00 Crore (Debit) (previous year Debit Rs. 178.93 Crore) is in process and effect of reconciliation, if any, will be provided for in the coming years.
9. Liability towards staff training expenses, medical expenses and LTC has been provided to the extent established.
10. (a) Some balances appearing under the heads 'Other Current Assets', 'Long Term and Short Term Loans & Advances', 'Other Current Liabilities', 'Trade Receivables', 'Trade Payables' and Material in transit/ under inspection/ lying with contractors/ fabricators are subject to confirmation/ reconciliation and subsequent adjustments as may be required.
- (b) On an overall basis the assets other than Fixed Assets and non-current investments have a value on realisation in the ordinary course of business at least equal to the amounts at which they are stated in the Balance Sheet.
11. Basic and diluted earnings per share has been shown in the Profit & Loss Account in accordance with AS-20 "Earnings Per Share". Basic earnings per share have been computed by dividing net loss after tax by the weighted average number of equity shares outstanding during the year. Number used for calculating diluted earnings per equity share includes the amount of share application money (pending for allotment).

Earning per share:	(Amount in Rs.)	
	31.03.2014	31.03.2013
(a) Net loss after tax (numerator used for calculation)	14897703553	34793233600
(b) Weighted average number of Equity Shares* (denominator for calculating Basic EPS)	356902268	178498935

[Signature]

[Signature]

5

[Signature]

[Signature]



Chief Engineer, NPCL,
UPPCL, Shakti Bhawan Extn.,
14-Ashok Marg, Lucknow.

(c) Weighted average number of Equity Shares* (denominator for calculating Diluted EPS)	369097391	341697920
(d) Basic earnings per share of Rs. 1000/- each	(41.74)	(194.92)
(e) Diluted earnings per share of Rs. 1000/- each	(41.74)	(194.92)

(As per para 41 of AS-20 issued by Institute of Chartered Accountants of India, Potential Equity Shares are treated as Anti Dilutive as their conversion to Equity Share would decrease loss per share, therefore, effect of Anti Dilutive Potential Equity Shares are ignored in calculating Diluted Earning Per Share)

* Calculated on monthly basis.

12. Due to non-formation of finance, accounts, audit, headquarter and other service units in UPPTCL, the employees of UPPCL working in these units were entrusted the work of UPPTCL also, therefore, the services rendered by such UPPCL employees, the 25% of the employee cost and 25% of administrative cost which cannot be segregated of such units have been loaded to UPPTCL during the year.
13. Amount due to Micro, Small and medium enterprises (under the MSMED Act 2006) could not be ascertained and interest thereon could not be provided for want of sufficient related information. However the company is in process to obtain the complete information in this regard.
14. As the balances of assets and liabilities had been transferred provisionally to Discoms, hence there are still some balances of such assets and liabilities which are related to Discoms lying in the books of UPPCL. Since necessary adjustments will be made on issuance of notification of Final Transfer Scheme by GoUP as referred in Point no. 2(a) of this note and the said balances is no way pertain to U.P. Power Corporation business, hence, neither any interest on Security Deposit from consumers and financial participation by consumers has been charged nor any provision against the such assets have been made in the books of company.
15. (a) Due to implementation of Financial Restructuring Plan of distribution companies, the rate of sale of energy sold to Discoms have been calculated on the basis of cost of energy purchased by UPPCL (duly adjusted with the cost of sale of energy to NPCL) divided by total quantity of energy supplied to Discoms. The Discoms are, therefore, billed with the rate of sale of energy so calculated @ Rs. 4.00848777 /kwh and Rs. 4.32834978 /kwh in FY 2012-13 and 2013-14 respectively and accounted for accordingly as against the account of sale of energy on the rates notified by UPERC i.e. Rs. 3.61 /kwh for FY 2012-13 and Rs. 3.92 /kwh for FY 2013-14 as per earlier Accounting Policy. On account of change of significant accounting policy no. 6(c) i.e.

[Handwritten signature]

[Handwritten signature]

[Handwritten signature]



[Handwritten signature]
 Chartered Accountant (M.A.S.)
 UPPCL, Shakti Bhawan Bldg,
 14-Ashtok Marg, Lucknow.

"Sale of energy to subsidiaries distribution companies is accounted for, on the rates decided by Management", the sale volume to Discoms has increased by a sum of Rs. 6077.31 crore (FY 2012-13 Rs. 2921.92 crore and FY 2013-14 Rs. 3155.39 crore) in this year resulted in reduction of loss for the year and accumulated loss of the company under the head of "Reserve & Surplus" with a corresponding increase in Sundry Debtors to that extent.

(b) As per agreement with Noida Power Company Ltd. sale of energy to NPCL upto 45 MVA is to be charged at double the prescribed rates. Since NPCL has disputed the issue and currently the matter is pending before Hon'ble Supreme Court, therefore the sale of energy to NPCL upto 45 MVA is accounted for at the rates approved by UPERC and drawl of energy by NPCL above 45 MVA, has been accounted for at the rates decided by the Management till November 2013. After that the power drawl by NPCL has also been accounted for at the rates decided by the management till February 2014 due to non compliance of verdict of Hon'ble High Court to make a new power purchase agreement by NPCL dictating new terms and conditions between UPPCL and NPCL. In absence of new agreement, no power has been drawn w.e.f. March 2014 by NPCL.

16. Payment to Directors and Officers in foreign currency towards foreign tour was NIL (Previous year NIL).

17. Debts due from Directors were Rs. Nil (previous year Nil).

18. Quantitative Details of Energy purchased and sold:


S No.	Details	2013-14	2012-13
(I)	Total number of Units purchased	84251.840 MU	77707.161 MU
(II)	Total number of units sold	77586.121 MU	73667.397 MU


19. Contingent Liabilities:

S. No.	Details	2013-14 Amount (Rs. in lacs)	2012-13 Amount (Rs. in lacs)
(i)	Capital commitments	-	-
(ii)	Income Tax	164.85*	2.00
(iii)	Power Purchase	46239.09	43367.09
(iv)	Other Contingencies	-	-

* Includes Rs. 162.85 lacs on account of TDS default as per 26 AS.

20. Since the Company is principally engaged in the business of Electricity, and there are no other reportable segments as per AS-17, hence the disclosure as per AS-17 on segment reporting is not required.

Signature: 

Signature: 
 UPPCL, Shakti Bhawan Extn,
 14-Ashok Marg, Lucknow,



21. Disclosure as per AS-18 (related party): -

(a) Key management personnel:-

S. No.	Name	Designation	Working Period (For FY 2013-14)	
			Appointment	Retirement/ Cessation
1	Shri Sanjiv Mittal	Chairman	16.01.13	17.05.13
2	Shri Sanjay Agarwal	Chairman	17.05.13	Working
3	Shri Ayodhya Prasad Mishra	Managing Director	31.07.12	Working
4	Shri S.K. Agarwal	Director (Finance)	09.01.09	Working
5	Shri Srikant Prasad	Director (Distribution)	14.07.12	Working
6	Shri Radhey Mohan	Director (P.M. & Admn.)	19.11.12	Working
7	Shri Srikant Prasad	Director (Corporate planning)	22.11.11	Working
8	Shri Sanjay Kumar Singh	Director (Commercial)	06.03.13	Working

(b) Transactions with related parties- Remuneration and Benefits paid to key management personnel (Chairman, Managing Director and Directors) are as follows: -

	Amount (Rs. in lacs)	
	2013-2014	2012-2013
Salary & Allowances	57.66	50.58
Leave Encashment	15.01	-
Contribution to Gratuity/ Pension/ PF	0.33	2.09

(c) The company has no related party enterprises other than State owned enterprises, detail/ transactions of which have not been disclosed in view of Para '9' of AS-18 "Related Party disclosures" which exempts State Controlled Enterprises from making any disclosure pertaining for their transactions with other related parties which are also State Controlled.

22. Due to heavy carried forward losses / depreciation and uncertainties to recover such losses/depreciation in near future, the deferred tax assets have not been recognised in accordance with AS-22 issued by ICAI.

23. In the opinion of management, there is no specific indication of impairment of any assets as on balance sheet date as envisaged by AS 28 of ICAI. Further, the assets of the corporation have been accounted for at their historical cost and most of the assets are very old where the impairment of assets is very unlikely.

Handwritten signatures and a circular stamp of a Chartered Accountant.

24. Disclosure as per AS 29 is as under:-

S. NO.	PARTICULARS	MOVEMENT OF PROVISIONS			
		OPENING BALANCE AS ON 01.04.2013	PROVISION MADE DURING THE YEAR	WITHDRAWAL OF PROVISION DURING THE YEAR	CLOSING BALANCE AS ON 31.03.2014
1	Provision for diminution in Investment	1,21,10,09,16,000	42,98,67,25,000	62,82,05,000	1,63,45,94,38,000
2	Provision for Doubtful debts on Sundry Debtors (Sale of power)	16,76,05,25,754	3,94,55,373	0	16,79,99,81,127
3	Provision for Bad & doubtful debts- Other current assets.	2,57,66,12,562	0	1,34,68,51,651	1,22,97,60,911
4	Provision for Bad & doubtful debts- Long Term Loans & Advances	1,43,82,94,931	7,37,74,270	0	1,51,20,69,201
5	Provision for Bad & doubtful debts- Short Term Loans & Advances	2,90,15,137	6,13,83,001	0	9,03,98,138
	Total	1,41,90,53,64,384	43,16,13,37,644	1,97,50,56,651	1,83,09,16,45,377

25. The figures as shown in the Balance Sheet, Profit & Loss Statement and Notes thereto have been rounded off to the nearest rupee.

26. Previous year figures have been regrouped and reclassified wherever considered necessary.

(H.K. Agarwal)
Company Secretary
(Part Time)

(A.K. Gupta)
General Manager
(Accounts)

(S.K. Agarwal)
Director (Finance)
DIN - 01320750

(A.P. Mishra)
Managing Director
DIN - 05183625

Place: Lucknow
Date: 16th March, 2015

Subject to our report of even date

For R. M. Lall & Co.
Chartered Accountants
FRN No.000932C

Chief Engineer (R.A.S.)
UPPCL, Shakti Bhawan Extn.
14-Ashok Marg, Lucknow.



(R.P. Tewari)
Partner
M. No.071448

U.P. POWER CORPORATION LIMITED
14-ASHOK MARG, SHAKTI BHAWAN, LUCKNOW.

CASH FLOW STATEMENT FOR THE YEAR ENDED ON 31st MARCH 2014

		[Rs. in crore]	
		2013-14	2012-13
A	CASH FLOW FROM OPERATING ACTIVITIES		
	Net Loss Before Taxation & Extraordinary Items	(1,146.88)	(3,543.20)
	Adjustment For:		
a	Depreciation	2.29	2.13
b	Interest & Financial Charges	174.60	197.99
c	Bad Debts & Provision	4,118.53	261.97
d	Interest Income	(21.48)	(12.50)
e	Prior Period Expenditure (Net)	(342.91)	63.88
f	Fringe Benefit Tax		
	Sub Total	3,931.13	513.47
	Operating Profit Before Working Capital Change	2,784.27	(3,029.73)
	Adjustment for:		
a	Stores & Spares		
b	Trade Receivable	(0.05)	(0.05)
c	Other Current Assets	(78.91)	20,535.10
d	Short-Term Loans & Advances	3,205.47	(3,827.79)
e	Inter Unit Transfer	(62.13)	(17.36)
f	Other Current Liab.	(2.07)	(10.04)
g	Short-Term Borrowings	827.69	175.24
h	Trade Payable	(80.96)	20.62
	Sub Total	(6,047.55)	1,755.98
	NET CASH FROM OPERATING ACTIVITIES (A)	(2,238.51)	18,631.70
B	CASH FLOW FROM INVESTING ACTIVITIES	545.76	15,601.97
a	Decrease (Increase) in Fixed Assets	(5.62)	(2.89)
b	Decrease (Increase) in Work in Progress	(4.51)	0.21
c	(Increase)/Decrease in Investments	(4,298.72)	(1,275.64)
d	Decrease/(Increase) in Other Non-Current Assets	(20,686.11)	(27,868.06)
e	Decrease/(Increase) in Long Term Loans & Advances	(7.38)	(6.42)
f	Interest Incomes	21.48	12.50
	NET CASH GENERATED FROM INVESTING ACTIVITIES (B)	(24,980.96)	(29,141.20)
C	CASH FLOW FROM FINANCING ACTIVITIES		
a	Proceeds from Borrowing :		
	Increase from Borrowing	20,003.32	11,933.04
	Repayment of Borrowing		
b	Proceeds from Share Capital		
c	Proceed from Share Application Money	741.45	18,653.33
d	Proceeds from consumers contribution & GoUP capital subsidy (Reserve & Surplus)	4,326.14	(18,494.54)
e	Other long term liabilities		
f	Interest & Financial Charges		
g	Accumulated losses as per transfer Scheme transferred to PTCL	(174.60)	(197.99)
	NET CASH GENERATED FROM FINANCING ACTIVITIES (C)	24,896.31	13,893.84
	NET INCREASE (DECREASE) IN CASH & CASH EQUIVALENTS (A+B+C)	461.11	354.61
	CASH & CASH EQUIVALENTS AT THE BEGINNING OF THE YEAR	524.78	170.17
	CASH & CASH EQUIVALENTS AT THE END OF THE YEAR	985.89	524.78

Notes to the Cash-Flow Statement

- (i) This Statement has been prepared under indirect method as prescribed by AS-3
- (ii) Cash and cash equivalent consists of cash in hand, bank balances with scheduled banks and fixed deposits with banks.
- (iii) The figures in this statement have been rounded off to the rupees in crore up to two decimals.
- (iv) Previous year figures have been regrouped and reclassified wherever considered necessary.

(H.K. Agarwal)
Company Secretary
(Part Time)

(A.K. Gupta)
General Manager
(Accounts)

(S.K. Agarwal)
Director (Finance)
DIN - 01320750

(A.P. Mishra)
Managing Director
DIN - 05183625

Place : Lucknow

Date : 16th March, 2015

Subject to our report of even date

**UPPCL, Shakti Bhawan Extn,
14-Ashok Marg, Lucknow.**



For R.M. Lall & Co.
Chartered Accountants
FRN No. 000932C

(R.P. Tewari)
Partner
M. No. 071448

R.M. LALL & CO.
CHARTERED ACCOUNTANTS

Head Office:
4/10, Vishal Khand
Gomti Nagar,
Lucknow-226010.
India

Tel.: +91-522-4043793
+91-522-2304172
e-mail: rmlallco@rmlallco.co

Independent Auditors' Report

To,
The Members
UP Power Corporation Limited,
Shakti Bhawan,
14 Ashok Marg,
Lucknow.

Report on the Financial Statements

We have audited the accompanying financial statements of U. P. Power Corporation Limited ("the Company"), which comprise the Balance Sheet as at March 31, 2014, the Statement of Profit and Loss and Cash Flow Statement for the year then ended and a summary of significant accounting policies and other explanatory information (which have been signed by us on this date with reference to this report) wherein are incorporated the accounts of Zonal Accounts Office (Material Management) audited by the branch auditor.

Management's Responsibility for the Financial Statements

Management is responsible for the preparation of these financial statements that give a true and fair view of the financial position and financial performance and cash flows of the company in accordance with the accounting principles generally accepted in India including Accounting Standards referred to in Section 211 (3C) of the Companies Act, 1956 ("the Act") read with the General Circular 15/2013 dated 13th September 2013 of the Ministry of Corporate Affairs in respect of section 133 of the Companies Act, 2013. This responsibility includes the design, implementation and maintenance of internal controls relevant to the preparation and presentation of the financial statements that give a true and fair view and are free from material misstatement, whether due to fraud or error.

Auditor's Responsibility

Our responsibility is to express an opinion on these financial statements based on our audit. We conducted our audit in accordance with the Standards on Auditing issued by the Institute of



Chief Engineer (R.A.U.)
UPPCL, Shakti Bhawan Extn.
14-Ashok Marg, Lucknow.



Chartered Accountants of India. Those Standards require that we comply with ethical requirements and plan and perform the audit to obtain reasonable assurance about whether the financial statements are free from material misstatements.

An audit involves performing procedures to obtain audit evidence about the amounts and disclosures in the financial statements. The procedures selected depend on the auditor's judgment, including the assessment of the risks of material misstatement, of the financial statements, whether due to fraud or error. In making those risk assessments, the auditor considers internal control relevant to the company's preparation and fair presentation of the financial statements in order to design audit procedures that are appropriate in the circumstances, but not for the purpose of expressing an opinion on the effectiveness of the company's internal control. An audit also includes evaluating the appropriateness of the accounting policies used and the reasonableness of the accounting estimates made by the management, as well as evaluating the overall presentation of the financial statements.


We believe that the audit evidence we have obtained is sufficient and appropriate to provide a basis for our audit opinion.

Basis for Qualified Opinion

- (1) As mentioned in para 2 (a) and 3 of Note no. 29 (B) of transfer schemes of DISCOMs and TRANSCO are pending for approval of Government of Uttar Pradesh (GoUP) and debit balance of RS. 1,784.30 crores (net) in Restructuring Account under Other Non-Current Assets relates to the transactions affecting the balances of assets and liabilities of the company/DISCOMs/UPPTCL which were transferred under the various transfer schemes.

Consequently, the balances of assets and liabilities as at the year-end are subject to confirmation, reconciliation and consequential adjustments, if any, with these transfer schemes on issue of notification of final transfer schemes by the GoUP.

- (2) Details of balances pertaining to DISCOMs which are included in some assets and liabilities in addition to the balances which have already been transferred provisionally to DISCOMs was not provided to us. These balances will also be transferred to the DISCOMs on issue of notification of final transfer schemes by GoUP. Consequently, balances of assets and liabilities are subject to confirmation, reconciliation and consequential adjustments, if any. Further in view of the above interest on security deposits from consumers and on financial participation by consumers has also not been recognised in the financial statements (Refer para 14 of Note no. 29(B)).


Chief Manager (R.A.U.)
UPPCL, Shakti Bhawan Extn,
14-Ashok Marg, Lucknow,



- (3) Current Assets include Rs. 181.00 crores as 'Inter Unit Transfer' being the un-reconciled balance of Inter Unit transactions. The Company has informed that the reconciliation of inter unit accounts is in process (Refer Para 8 of Note 29(B)).
- (4) Documentary evidences in respect of ownership/title of land and land rights, buildings were not provided to us and hence could not be verified.
- (5) Capital work in progress (Note No. 10) aggregating Rs. 208.29 crores as at the year-end include old balances pertaining to the earlier years, in the absence of adequate information we are unable to comment on the appropriateness of the such amount.
- (6) Dues payable to Micro, Small and Medium Enterprises as defined under MSMED Act, 2006 have not been disclosed in accordance with section 22 of the Act and interest, if any, due on such balances has also not been recognized in the financial statement as sufficient information is not available with the Company (Refer para 13 of Note no. 29(B)).
- (7) The balances of all assets and liabilities of the Company other than secured loans, non-current investments and bank balances are subject to confirmation, reconciliation and consequential adjustments, if any. Further in view of the above and in the absence of adequate information, we are unable to comment on the adequacy or otherwise of the provision for bad & doubtful debts made in respect of Long Term Loans & Advances (Note no. 12), Other non-current assets (Note no. 13), Trade Receivables (Note no. 15), Short Term Loans & Advances (Note no. 17) and Other Current Assets (Note No. 18).
- (8) It was observed that the maintenance of party-wise subsidiary ledger and its reconciliation with primary books of accounts i.e. cash book and sectional journal are not proper and effective as various transfer schemes notified by the government were not final and the party-wise reconciliation of balances as at the beginning of the year is still in process.
- (9) (a) The inventories have been valued at cost and not at 'lower of cost or net realizable value' as required by AS 2 'Valuation of inventories'. (Refer accounting policy no. 5 of Note no. 29(A)). Further, in the absence of sufficient and appropriate information, we are unable to comment on the adequacy or otherwise of provision made for old, obsolete and unserviceable stores.
- (b) Recognition of interest on loans to staff and other items of income mentioned in accounting policy no.1 (c) of Note no. 29 (A) has been done on cash basis. This is not in accordance with the provisions of AS 9 'Revenue Recognition'.
- (c) The cost of fixed assets includes employees cost and general & administration expenses as per the accounting policy 2(d) of Note no. 29 (A). This is not in



Chief Engineer (R.A.U.)
UPPCL, Shaku Bhawan Extn.
14-Ashok Marg, Lucknow.



accordance with the provisions of Accounting Standard (AS) 10 'Accounting for fixed assets'.

- (d) Leave encashment is accounted for on the basis of claims received and approved during the year (Refer accounting policy no. 8 (b) of Note no. 29 (A)). Further, provisions for pension and gratuity in respect of employees has been made on the basis of actuarial valuation report dated 09.11.2000 adopted by the Board of Directors (Refer accounting policy number 8 (a) of Note no. 29 (A) and para 5 of Note no. 29(B)).

Recognition, measurement and disclosure of employee benefits is not in accordance with the provisions of AS 15, Employees Benefits (revised 2005).

- (e) In the absence of adequate information substantiating the opinion of the Management of the Company on impairment of assets as mentioned in para 23 of Note no. 29(B), we are unable to comment on the compliance with the provisions of Accounting Standard (AS) 28 'Impairment of Assets'.

- (10) The financial statements of the Zonal Accounts Office (Material Management) were not prepared by the Company and the financial statements of the Company have been prepared by incorporating the trial balances of Zonal Accounts Office (Material Management). The branch auditor has also expressed the audit opinion on the Trial Balances as at 31st March, 2014 of the Zonal Accounts Office (Material Management).

In view of the above, we are unable to comment on the basis of classification of the assets and liabilities, income & expenditure of Zonal Accounts Office (Material Management) in the financial statements of the Company as also whether such classification is in accordance with the requirement of Schedule VI of the Companies Act, 1956.

- (11) Provision towards Wealth Tax Liability has not been made by the Company for current year and previous years.

- (12) For want of complete information, the cumulative impact of our observations in paras 1 to 11 above and in the annexure to this Report is not ascertained.



Char. Accountant (R.A.S.)
U.P.C.A., Shakti Bhawan Bldg,
14-Ashok Marg, Lucknow.

Emphasis of matter

We draw attention to para 4 (c) of Note No. 29(B) stating that interest amounting to Rs. 4859.20 crores during the year has been shown as receivables from respective Discoms. Our opinion is not qualified in respect of this matter.

Opinion

In our opinion and to the best of our information and according to the explanations given to us, *except for matters described in 'basis for qualified opinion' paragraph* the aforesaid financial statements give the information required by the Act in the manner so required and give a true and fair view in conformity with the accounting principles generally accepted in India:

- (a) In the case of Balance Sheet, of the state of affairs of the Company as at March 31, 2014;
- (b) In the case of the Statement of Profit and Loss, of the loss for the year ended on that date and,
- (c) In the case of the Cash Flow Statement, of the cash flows for the year ended on that date.

Report on Other Legal and Regulatory Requirements

1. As required by the Companies (Auditor's Report) Order, 2003 ("the order") issued by the Central Government of India in terms of Section 227 (4A) of the Act, we give in the Annexure a statement on the matters specified in paragraphs 4 and 5 of the Order.
2. As required by section 227(3) of the Act, We report that:
 - a. We have obtained all the information and explanations which to the best of our knowledge and belief were necessary for the purpose of our audit.
 - b. In our opinion, and *subject to the matters described in para 8 of 'Basis for qualified opinion' paragraph* proper books of accounts as required by law have been kept by the Company so far as appears from the examination of those books and *subject to our observation in para 10 of basis for qualified opinion paragraph* proper returns adequate for the purposes of our audit have been received from branches not visited by us.
 - c. The report on the accounts of the branch offices audited under section 228 by other auditor has been forwarded to us as required by clause (c) of sub-section (3) of

Chief Engineer (R.A.U.)
UPPCL, Ghazipur Division
14-Ashok Marg, Lucknow.



section 228 and have been dealt with in preparing our report in the manner considered necessary by us;

- d. The Balance Sheet, the Statement of Profit and Loss and Cash Flow Statement dealt with by this report are in agreement with the books of accounts.
- e. In our opinion, *subject to matters described in para 9 of 'Basis for qualified opinion'* the Balance Sheet, the Statement of Profit and Loss and Cash Flow Statement dealt by this report comply with the Accounting Standards referred to in Section 211(3C) of the Act;
- f. In view of department of company affairs' circular no. 8/2002, the provisions of disqualification of directors as per section 274 (1) (g) of the Companies Act, 1956 are not applicable to the company.
- g. The Company has a part-time Company Secretary. *This is not in accordance with the provisions of Section 383A of the Companies Act, 1956 which prescribes for the appointment of a whole time Company Secretary in every company having a paid up share capital of Rs.5 crores or above.*

Place: Lucknow

Date: 16th March, 2015

For R. M. Lall & Co.
Chartered Accountants
FRN No. 000932C




R. P. TEWARI
Partner
M. No. 071448

S. K. Singh
Chief Engineer (R.A.U.)
UPPCL, Shakti Bhawan Extn.,
14-Ashok Marg, Lucknow.

(Annexure referred to in our report of even date to the members of U.P. Power Corporation Limited on the accounts for the year ended on 31st March, 2014)

On the basis of such tests as we considered appropriate to apply, the information and explanation rendered to us by the management during the course of audit of head office and the Auditor' Report of Zonal Accounts Office (Material Management) audited by other auditors, we report as under :-

(i)	(a)	The company has not maintained proper records showing full particulars including quantitative details and situations of fixed assets as required by the Companies Act, 1956.
	(b)	The company has not carried out physical verification of the fixed assets hence we are unable to comment whether any material discrepancy was noticed as such or not.
	(c)	The company has not disposed of substantial part of the fixed assets during the year.
(ii)	(a)	During the year, the inventory of the company has not been physically verified by the management.
	(b)	As per the size of the company and nature of its business, adequate procedure of physical verification of inventory was not followed by the management during the year.
	(c)	The company is maintaining proper records of inventory. As the company has not physically verified the inventory during the year, the discrepancies on physical verification can not be commented upon.
(iii)	(a)	As per the information and explanation given to us, the company has not granted any loans secured or unsecured to companies, firms or other parties covered in the register maintained under section 301 of the Companies Act, 1956.
	(b)	In view of (iii) (a) above the clause nos. (iii) (b), (c) and (d) of the Companies (Auditors Report) Order 2003, are not applicable.
	(c)	As per the information and explanation given to us, the company has not taken any loans, secured or unsecured from companies, firms or other


 Chief Auditor (C.A.)
 UPPCL, Shakti Bhawan Bldg,
 14-Ashok Marg, Lucknow.



		parties covered in the registers maintained under section 301 of the Companies Act, 1956.
	(d)	In view of (iii) (c) above the clause nos. (iii) (f) and (g) of the Companies (Auditors Reports) Order, 2003 are not applicable.
(iv)		In our opinion and according to the information and explanations given to us, there are adequate internal control procedures commensurate with the size of company and the nature of its business for the purchase of inventories and fixed assets and for the sale of goods & services. However, internal control system needs to be strengthened.
(v)	(a)	As per the information and explanation given to us, there are no contracts or arrangements the particulars whereof are required to be entered in the register required to be maintained under section 301 of the Companies Act, 1956.
	(b)	In view of (v) (a) above the clause (v) (b) of the Order, is not applicable.
(vi)		As per the information and explanation given to us, the company has not accepted any deposits from the public, hence the directions issued by the Reserve Bank of India and the provisions of section 58A, 58AA or any other relevant provision of the Act and the rules framed there under are not applicable.
(vii)		The Company has an internal audit system for its various units by the firms of Chartered Accountants, but no internal audit was conducted during the year.
(viii)		In our opinion, the cost records prescribed under section 209 (1)(d) of the Companies Act 1956, have been maintained by the company. We have however, not made a detailed examination of the records with a view to determine whether they are accurate and complete.
(ix)	(a)	According to the information and explanation given to us, the company is generally regular in depositing undisputed statutory dues including Employees' State Insurance, Income Tax, Sales tax, Service tax, Custom duty, Excise duty, Cess, etc. except Wealth Tax, the return of which has not been filed and tax has not been paid for current year and previous years.




 R. K. LALL & CO.
 CHARTERED ACCOUNTANTS
 OPPCL, Shakti Bhawan Bldg,
 16-Ashok Marg, Lucknow.

(b)	As informed to us, there are following dues that have not been deposited on account of dispute:-																				
	<table border="1"> <thead> <tr> <th>Sl. No.</th> <th>Name of the Statute</th> <th>Assessment year</th> <th>Amount (Rs. in lakhs)</th> <th>Forum where dispute is pending</th> </tr> </thead> <tbody> <tr> <td>1.</td> <td>Income Tax Act, 1961</td> <td>1991-92</td> <td>1.00</td> <td>Hon'ble Income Tax Appellate Tribunal</td> </tr> <tr> <td>2.</td> <td>Income Tax Act, 1961</td> <td>1992-93</td> <td>1.00</td> <td>Hon'ble Income Tax Appellate Tribunal</td> </tr> <tr> <td>3.</td> <td>Income Tax Act, 1961</td> <td>2014-2015</td> <td>162.85</td> <td>Income Tax Department</td> </tr> </tbody> </table>	Sl. No.	Name of the Statute	Assessment year	Amount (Rs. in lakhs)	Forum where dispute is pending	1.	Income Tax Act, 1961	1991-92	1.00	Hon'ble Income Tax Appellate Tribunal	2.	Income Tax Act, 1961	1992-93	1.00	Hon'ble Income Tax Appellate Tribunal	3.	Income Tax Act, 1961	2014-2015	162.85	Income Tax Department
Sl. No.	Name of the Statute	Assessment year	Amount (Rs. in lakhs)	Forum where dispute is pending																	
1.	Income Tax Act, 1961	1991-92	1.00	Hon'ble Income Tax Appellate Tribunal																	
2.	Income Tax Act, 1961	1992-93	1.00	Hon'ble Income Tax Appellate Tribunal																	
3.	Income Tax Act, 1961	2014-2015	162.85	Income Tax Department																	
(x)	The accumulated losses of the company are more than fifty percent of the net worth of the company as on the balance sheet date. Further, in our opinion, the company has incurred cash losses during the current financial year as well as in the immediately preceding financial year.																				
(xi)	The company has defaulted in repayment of interest and installment due on loans amounting to Rs.1400.54 crores (Refer Annexure attached with Note no.4 and foot note of Note no. 6 forming part of the Balance Sheet).																				
(xii)	The company has not granted any loans and advances on the basis of security by way of pledge of shares, debentures and other securities.																				
(xiii)	The company is not chit fund /nidhi /mutual benefit fund/societies; hence clause (xiii) of the Order is not applicable.																				
(xiv)	The company is not dealing or trading in shares, securities, debenture																				

[Handwritten Signature]



Chartered Accountants
CPPCL, Shakti Bhawan Extn,
14-Ashok Marg, Lucknow,

		and other investments; hence clause (xiv) of the Order is not applicable.
(xv)		According to the information and explanations given to us, the Company has not given any guarantees for loan taken by others from a bank or financial institution.
(xvi)		<i>As the accounts are not maintained in such manner which could identify the immediate nexus for ultimate usage of loan funds, we are unable to comment whether loan funds were applied for the purpose for which the loans were obtained.</i> However, as per the explanations given by the management the loan funds were applied for the purpose for which the loans were obtained.
(xvii)		<i>As the accounts are not maintained in such manner which could identify the immediate nexus for ultimate usage of funds, we are unable to comment whether short term funds were applied for the purpose for which they were obtained.</i> However, as per the explanations given by the management the funds received on short term basis have not been used for long term investments.
(xviii)		The company has not made any preferential allotment of shares, hence clause (xviii) of the Order is not applicable.
(xix)		The company has not issued any debentures hence clause (xix) of the Order is not applicable.
(xx)		The company has not raised any money by public issue; hence clause (xx) of the Order is not applicable.
(xxi)		Based on the audit procedures performed and the information and explanations given to us, we report that no fraud on or by the Company has been noticed or reported during the year, nor have we been informed of such case by the management.

Place: Lucknow
Date: 16th March, 2015

For R. M. LALL & CO.
Chartered Accountants
FRN No. 000932C



(R. P. TEWARI)
Partner
M. No. 071448

OFFICE (R.A.C.)
Shakti Bhawan Bldg.
16-Ashok Marg, Lucknow.

PROVISIONAL

U.P. POWER CORPORATION LIMITED

BALANCE SHEET

AS AT

31st MARCH 2015

&

PROFIT & LOSS STATEMENT

FOR THE PERIOD ENDED ON

31st MARCH 2015

Registered Office :- 14, Ashok Marg, Lucknow - 226 001.

CONTENTS

Sl.No.	Particulars
1	Balance Sheet
2	Profit & Loss Statement
3	Note (1 - 28)
4	Significant Accounting Policies - Note 29(A)
5	Notes on Accounts - Note 29(B)


U.P. POWER CORPORATION LIMITED
14-ASHOK MARG, SHAKTI-BHAWAN, LUCKNOW.


BALANCE SHEET AS AT 31st MARCH 2015

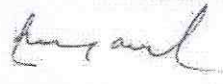
PROVISIONAL

(Amount in Rs.)

Particulars	Note No.	Figures as at the end of current reporting period	Figures as at the end of previous reporting period
I. EQUITY AND LIABILITIES			
(1) Shareholders funds :			
(a) Share Capital	1	397508184000	356902268000
(b) Reserve & Surplus	2	(427652273961)	(343951430230)
(c) Money received under share warrants		-	-
(2) Share Application Money pending Allotment	3	101796468229	50505918031
(3) Non-Current Liabilities			
(a) Long-Term Borrowings	4	479631886757	491836436955
(b) Deferred Tax Liabilities (Net)		-	-
(c) Other Long-Term Liabilities	5	921611825	921611825
(d) Other Long-Term Provisions		-	-
(4) Current liabilities			
(a) Short-Term Borrowings	6	13372733689	10358017207
(b) Trade Payable	7	157670702523	134465712903
(c) Other Current Liabilities	8	25706922186	14047783623
(d) Short-Term Provisions		-	-
TOTAL		748956235248	715086318314
II. Assets			
(1) Non-Current Assets			
(a) Fixed Assets			
(i) Tangible Assets	9	295939912	295889715
(ii) Intangible Assets		-	-
(iii) Capital Work-in-Progress	10	2219091721	2082859161
(iv) Intangible Assets under Development		-	-
(b) Non-Current Investments	11	21496135767	19629230364
(c) Deferred Tax Assets (Net)		-	-
(d) Long-Term loans and advances	12	1855766257	1855766257
(e) Other Non-Current Assets	13	296532679170	503243742869
(2) Current Assets			
(a) Current Investments		-	-
(b) Inventories		-	-
(c) Trade Receivables	14	1445784619	1441594540
(d) Cash and Cash Equivalents	15	170546192091	147103575673
(e) Short-Term Loans and Advances	16	10591931294	9858907909
(f) Other Current Assets	17	888973044	864493080
Inter Unit Transfers	18	241262969517	26900214908
Significant Accounting Policies		1820771856	1810043838
Notes on Accounts	29(A)		
Note 1 to 29(B) form Integral Part of Accounts.	29(B)		
TOTAL		748956235248	715086318314


(Surendra Kumar)
Dy. Chief Accounts Officer


(A.K. Gupta)
General Manager (Accounts)


(S.K. Agarwal)
Director (Finance)


Chief Engineer (A.E.)
UPPCL, Shakti Bhawan Ext.
14-Ashok Marg, Lucknow.



U.P. POWER CORPORATION LIMITED


14-ASHOK MARG, SHAKTI BHAWAN, LUCKNOW.


PROVISIONAL


PROFIT AND LOSS STATEMENT FOR THE YEAR ENDED ON 31st MARCH 2015

(Amount in Rs.)


Particulars	Note No.	Figures for the Current Reporting Period	Figures for the end of Previous Reporting Period
(I) Revenue from Operations (Gross)	19	361122463839	365210511053
(II) Revenue Subsidies & Grants		5400000000	0
(III) Other Income	20	275621674	249108439
(IV) TOTAL REVENUE (I + II +III)		366798085513	365459619492
EXPENSES			
1 Cost of Materials Consumed		-	-
2 Purchases of Stock-in-Trade (Power Purchased)	21	361156707481	332336362632
3 Changes in Inventories of Finished Goods, Work in Progress and Stock-in-Trade		-	-
4 Employee Benefits Expense (Employee Cost)	22	1381068168	1384763461
5 Finance Costs (Interest and Finance Charges)	23	1645908577	1746034571
6 Depreciation and Amortization expense	24	20422458	22940756
7 Other Expenses			
a) Administrative, General & Other Expenses	25	252590496	192290081
b) Repairs and Maintenance Expenses	26	139152334	59514111
c) Bad Debts & Provisions	27	86066410825	41186280993
(V) TOTAL EXPENSES		450662260339	376928186605
VI Profit before Prior Period Income/(Expenditure), Exceptional and Extraordinary Items and Tax (IV - V)		(83864174826)	(11468567113)
VII Prior period Income/(Expenditure)	28	163331095	(3429136440)
VIII Exceptional Items		-	-
IX Profit before Extraordinary Items and Tax (VI - VII - VIII)		(83700843731)	(14897703553)
X Extraordinary Items		-	-
XI Profit before Tax (IX - X)		(83700843731)	(14897703553)
XII Tax expense:			
a) Current Tax		-	-
b) Deferred Tax		-	-
XIII Profit (Loss) for the Period from Continuing Operations (XI - XII)		(83700843731)	(14897703553)
XIV Profit/(Loss) from Discontinuing Operations		-	-
XV Tax Expense of Discontinuing Operations		-	-
XVI Profit/(Loss) from Discontinuing Operations (After Tax) (XIV-XV)		-	-
XVII Profit/(Loss) for the Period (XIII + XVI)		(83700843731)	(14897703553)
XVIII Earnings per Equity Share:			
a) Basic		(214.21)	(41.74)
b) Diluted		(214.21)	(41.74)
Significant Accounting Policies	29(A)		
Notes on Accounts	29(B)		
Note 1 to 29(B) form Integral Part of Accounts.			


(Surendra Kumar)
Dy. Chief Accounts Officer


(A.K. Gupta)
General Manager (Accounts)


(S.K. Agarwal)
Director (Finance)




Chief Engineer (R. A. U.)
UPPCL, Shakti Bhawan Extn,
14-Ashok Marg, Lucknow.

U.P. POWER CORPORATION LIMITED
14-ASHOK MARG, SHAKTI BHAWAN, LUCKNOW.

NOTE - 1

SHARE CAPITAL

(Amount in Rs.)

Particulars	As at 31.03.2015	As at 31.03.2014.
(A) AUTHORISED :		
600000000 Equity share of par value of Rs.1000/- each (previous year 600000000 Equity share of par value Rs.1000/- each)	600000000000	600000000000
(B) ISSUED SUBSCRIBED AND FULLY PAID UP		
397508184 Equity share of par value Rs.1000/- each (previous year 356902268 Equity share of par value Rs.1000/- each) (of the above shares 36113400 were allotted as fully paid up pursuant to UP Power Sector Reform Scheme for consideration other than cash)	397508184000	356902268000
TOTAL	397508184000	356902268000

- a) During the year, the Company has issued 40605916 Equity shares of Rs.1000 each only and has not bought back any shares.
- b) The Company has only one class of equity shares having a par value Rs. 1000/- per share.
- c) During the year ended 31st March 2014, no dividend has been declared by board due to heavy accumulated losses.


d) Detail of Shareholders holding more than 5% shares in the Company:


Shareholder's Name	As at 31.03.2015		As at 31.03.2014	
	No. of shares	%age holding	No. of shares	%age holding
Government of UP	397508184	100%	356902268	100%

e) Reconciliation of No. of Shares

(Amount in Rs.)

No. of Shares as on 31.03.2014	Issued during the year	Buyback during the year	No. of Shares as on 31.03.2015
356902268	40,605,916.00	-	397508184





 Char. Engineer (R.A.U.)
 UPPCL, Shakti Bhawan Bldg.
 14-Ashok Marg, Lucknow.

U.P. POWER CORPORATION LIMITED
14-ASHOK MARG, SHAKTI BHAWAN, LUCKNOW.

NOTE - 2

RESERVES AND SURPLUS

Particulars	(Amount in Rs.)	
	As at 31.03.2015	As at 31.03.2014
Capital Reserves		
(i) Consumers Contributions towards Service Line and other charges As per last financial statement	116157947	116157947
(ii) Subsidies towards Cost of Capital assets As per last financial statement	2729354675	2729354675
Surplus		
As per last financial statement	(346796942852)	(331899239299)
Add:- Profit/(Loss) for the year as per statement of Profit & Loss	(83700843731)	(430497786583)
	(14897703553)	(346796942852)
TOTAL	(427652273961)	(343951430230)


NOTE - 3


SHARE APPLICATION MONEY

Particulars	(Amount in Rs.)	
	As at 31.03.2015	As at 31.03.2014
Share Application Money (Pending for allotment to the Govt. of UP)	101796468229	50505918031
TOTAL	101796468229	50505918031

Reconciliation of Share Application Money

Share Application Money as on 31.03.2014	(Amount in Rs.)		
	Received during the year	Allotted during the year	Share Application Money as on 31.03.2015
50505918031	32118372357109	32067081806911	101796468229





 Chief Engineer (R.A.U.)
 U.P.P.C.L., Shakti Bhawan Extn.
 14-Ashok Marg, Lucknow.



U.P. POWER CORPORATION LIMITED
14-ASHOK MARG, SHAKTI BHAWAN, LUCKNOW.

LONG-TERM BORROWINGS

NOTE - 4

PARTICULARS	(Amount in Rs.)	
	As at 31.03.2015	As at 31.03.2014
A. UNSECURED LOANS -		
TERM LOANS :		
Govt. of UP		
• Loan	150000000	150000000
Less - Transfer to DISCOMS	150000000	150000000
		150000000
Financial Participation by Consumers		
Loan	70937276	70937276
Less - Transfer to Discoms	48145084	48145084
	22792194	22792194
Add - Interest accrued & due	12944326	12944326
Sub Total (A)	35736520	35736520
B. BONDS/LOANS RELATE TO DISCOMS		
(a) Dakshinanchal VVNL		
SECURED		
9.68% Non Convertible Bonds	32304812225	48457233662
Banks	98926216546	92563908150
UNSECURED		
REC	12606244731	11198770770
PFC	20263687306	11287652870
HUDCO	1260795396	1557346653
	165361756204	165064912105
(b) Madhyanchal VVNL		
SECURED		
9.68% Non Convertible Bonds	20194064975	30291107042
Banks	48769292076	46067627447
UNSECURED		
REC	12284159031	7876685070
PFC	12122065106	7932246170
HUDCO	1468876012	1506741511
	92858457200	93774407240
(c) Paschimanchal VVNL		
SECURED		
9.68% Non Convertible Bonds	10689673225	29548019182
Banks	39733341459	41795823734
UNSECURED		
REC	8852382171	7444908210
PFC	10990191796	7499106310
HUDCO	2029256542	1642572183
	81303847193	87930429619
(d) Purvanchal VVNL		
SECURED		
9.68% Non Convertible Bonds	26810969175	39916466386
Banks	58374466489	67800474139
UNSECURED		
REC	13184307551	8756833590
PFC	14053022876	8830049890
HUDCO	1057788511	1593335653
	113260584602	116897159658
(e) Kesco		
SECURED		
9.68% Non Convertible Bonds	6593960400	9890973728
Banks	14179104688	14259070965
UNSECURED		
REC	3076672748	1982802360
PFC	2961747202	2000944760
	26811505038	28133791813
Sub-Total (B)	479596150237	491800700435
GRAND TOTAL LOAN (A+B)	479631886757	491836436955

Note - The terms of repayment, default details and security/guarantee details have been annexed with this note. (Refer Annexure to Note - 4)


Chief Engineer (R.A.W.)
UPPL, Shakti Bhawan Bldg,
14 Ashok Marg, Lucknow.


DISCLOSURE OF BORROWINGS AS REQUIRED IN REVISED SCHEDULE-VI

**Annexure to Note-4
(Amount in Rs.)**

Name of Bank	Drawl Date	Date of Restructuring/Draw Date	Repayment Terms			Guaranteed By	Outstanding as on 31.03.2015				Default as on 31.03.2015				Aggregate Amount of Guaranteed Loans	Security
			Installment (Months)	Repayment Due From	ROI (%)		Principal	Interest	Total	Principal	Interest	Principal Default w.e.f.	Interest Default w.e.f.			
(A) Unsecured GoUP Term Loan (Interest Accrued & Due)																
Total Borrowings (UPPL)																
(B) Loans related to Discovers Secured Loan																
(A) Union Bank of India																
		31.03.12	36 Month Moratorium 84 Monthly Installments	Apr-15	12.25% to 13.00%	GoUP Guarantee										
PasVVNL							378605077	25998478	3812083555	25998478	25998478				3812083555	
DVVNL							9558564506	66841223	9625405729	66841223	66841223				9625405729	
MVVNL							4535331853	31907532	4567239385	31907532	31907532				4567239385	
PoorVVNL							5656954885	38668927	5695623812	38668927	38668927				5695623812	
KESCO							1389402846	9440210	1378843056	9440210	9440210				1378843056	
Sub Total							24906339167	172856370	25079195537	172856370	172856370				25079195537	
Less-CM							1491581785		1491581785							
Total							23414757382	172856370	23587613752							
Allahabad Bank	30.06.11	31.03.12	36 Month Moratorium 84 Monthly Installments	Apr-15	12.25% to 13.50%	GoUP Guarantee										
PasVVNL							2533887773	27909965	2561797738	27909965	27909965				2561797738	
DVVNL							4470964494	49060703	4520025197	49060703	49060703				4520025197	
MVVNL							2533344564	28150307	2581494871	28150307	28150307				2581494871	
PoorVVNL							3345900980	36899390	3382800370	36899390	36899390				3382800370	
KESCO							831802189	9169594	840771783	9169594	9169594				840771783	
Sub Total							13735700000	151189959	13886889959	151189959	151189959				13886889959	
Less-CM							1752236999		1752236999							
Total							11983463001	151189959	12134652960							
Dena Bank	29.06.10	31.03.12	36 Month Moratorium 84 Monthly Installments	Apr-15	12.25% to 15.75%	GoUP Guarantee										
PasVVNL							1174717269	31756091	1206473360	31756091	31756091				1206473360	
DVVNL							2946148555	77304781	3023451336	77304781	77304781				3023451336	
MVVNL							1360717013	35001946	1395718959	35001946	35001946				1395718959	
PoorVVNL							1700380443	43960290	1744360733	43960290	43960290				1744360733	
KESCO							413734370	10784802.37	424519172	10784802.37	10784802				424519172	
Sub Total							7595695650	198827910	7794523560	198827910	198827910				7794523560	
Less-CM							511254136		511254136							
Total							7084441514	198827910	7283269424							


Shri P.P.C.L. Shakti Bhawan Ltd.
 14-Ashok Marg, Lucknow.


Chief Engineer (R.A.U.)



Name of Bank	Drawal Date	Repayment Terms				Outstanding as on 31.03.2015				Default as on 31.03.2015				Aggregate Amount of Guaranteed Loans	Severity
		Date of Restructuring Drawal Date	Instalment (Months)	Repayment Due From	ROI (%)	Guaranteed By	Principal	Interest	Total	Principal	Interest	Principal Default w.e.f.	Interest Default w.e.f.		
Indian Overseas Bank	31.03.12	36 Month Moratorium 84 Monthly Instalments	Apr-15	12.25% to 13.25%	GoUP Guarantee							Mar-15			
Pas/VNL						1501126057	17506713	1518632770	17506713					1518632770	
DV/VNL						3801031594	43719088	3844750680	43719088					3844750680	Parri Passu Receivables and Govt Guarantee
MV/VNL						1824814785	21089119	1845903904	21089119					1845903904	
Poor/VNL						2274304151	26336076	2300640227	26336076					2300640227	
KESCO						549338087	6369820	555707907	6369820					555707907	
Sub Total						9950614674	115020814	10065635488	115020814					10065635488	
Less-CM						541539998		541539998							
Total						9409074676	115020814	9524095490	115020814						
Central Bank of India	26.02.12	36 Month Moratorium 84 Monthly Instalments	Apr-15	12.25% to 14.75%	GoUP Guarantee							Jan-15			
Pas/VNL						5529292358	174689818	5703981176	174689818					5703981176	Parri Passu Receivables and Govt Guarantee
DV/VNL						13270736355	412380544	13683126899	412380544					13683126899	
MV/VNL						6384853885	199636646	6584492031	199636646					6584492031	
Poor/VNL						7974996902	249802270	8224799172	249802270					8224799172	
KESCO						1946817884	61095153.8	2007912838	61095154					2007912838	
Sub Total						35106698684	1097614232	36204312916	1097614232					36204312916	
Less-CM						2360356956		2360356956							
Total						32746341728	1097614232	33843955960	1097614232						
State Bank of India	24.12.10	36 Month Moratorium 84 Monthly Instalments	Apr-15	12.25% to 14.60%	GoUP Guarantee							Mar-15			
Pas/VNL						2034225829	22896791	2057122620	22896791					2057122620	Parri Passu Receivables and Govt Guarantee
DV/VNL						5088031155	56368759	5144400914	56368759					5144400914	
MV/VNL						2322345253	2348236915	2348236915	2348236915					2348236915	
Poor/VNL						2904405839	32456081	2936861920	32456081					2936861920	
KESCO						708290924.1	7928971	716217895	7928971					716217895	
Sub Total						13057300000	145542264	13202842264	145542264					13202842264	
Less-CM						544600000		544600000							
Total						12512700000	145542264	12658242264	145542264						
Canara Bank	25.02.11	36 Month Moratorium 84 Monthly Instalments	Apr-15	12.25% to 14.75%	GoUP Guarantee							Feb-15			
Pas/VNL						4859757053	39738191	4899495244	39738191					4899495244	Parri Passu Receivables and Govt Guarantee
DV/VNL						12193243072	101551655	12294794727	101551655					12294794727	
MV/VNL						5841408432	46838639	5888247071	46838639					5888247071	
Poor/VNL						7048766914	58225836	7106992750	58225836					7106992750	
KESCO						1714524529	14144964	1728669493	14144964					1728669493	
Sub Total						31457700000	260499285	31718199285	260499285					31718199285	
Less-CM						1756400000		1756400000							
Total						29701300000	260499285	29961799285	260499285						

San

Shri

Chief Engineer (R.A.U.)
UPCL, Shakti Bhawan Erub.
14-Abok Marg, Lucknow.

Name of Bank	Drawl Date	Repayment Terms				Outstanding as on 31.03.2015				Default as on 31.03.2015				Aggregate Amount of Guaranteed Loans	Security
		Date of Resin- -during/ Drawl Date	Instal- -ment (Months)	Repay- -ment Due From	ROI (%)	Guaranteed By	Principal	Interest	Total	Principal	Interest	Principal w.e.f.	Interest w.e.f.		
Punjab National Bank	30.03.12	31.03.12	36 Month Moratorium 84 Monthly Installments	Apr-15	12.25% to 14.75%	GoUP Guarantee									
PasVVNL						6407654907	164227747	6571882654		164227747			6571882654		
DVVNL						16222817377	428234737	16650752114		428234737			16650752114		
MVVNL						7783457320	204033294	7987490614		204033294			7987490614		
PoorVVNL						9701071164	233694336	9934765500		233694336			9934765500		
KESCO						2343472418	61027670	2404500088		61027670			2404500088		
Sub Total						42458173186	1111217784	43569390970		1111217784			43569390970		
Less-CMf						2541515218		2541515218							
Total						399166579568	1111217784	41027875752							
Vijaya Bank	31.12.10	31.03.12	36 Month Moratorium 84 Monthly Installments	Apr-15	12.25% to 14.60%	GoUP Guarantee									
PasVVNL						1580305986	34254871	1614560867		34254871			1614560867		
DVVNL						4062105239	86377252	4148482491		86377252			4148482491		
MVVNL						1843109709	39682298	1882792007		39682298			1882792007		
PoorVVNL						2296340921	49428664	2345769585		49428664			2345769585		
KESCO						5579327874	12031934	569964721		12031934			569964721		
Sub Total						10338794652	221675019	10560469671		221675019			10560469671		
Less-CMf						705070665		705070665							
Total						9633723987	221675019	9855399006							
Bank of India	27.09.10	31.03.12	36 Month Moratorium 84 Monthly Installments	Apr-15	12.25% to 13.25%	GoUP Guarantee									
PasVVNL						1308456284	13343030	1321799314		13343030			1321799314		
DVVNL						3282440254	33773167	3316213421		33773167			3316213421		
MVVNL						1517625157	15446651	1533071808		15446651			1533071808		
PoorVVNL						1866316324	19275540	1915591864		19275540			1915591864		
KESCO						461315227	-4691088	466006315		4691088			466006315		
Sub Total						8466153246	86529476	8552682722		86529476			8552682722		
Less-CMf						528651192		528651192							
Total						7937507054	86529476	8024031530							
Oriental Bank of Commerce	15.10.11	31.03.12	36 Month Moratorium 84 Monthly Installments	Apr-15	12.25% to 13.75%	GoUP Guarantee									
PasVVNL						3240230344	35554573	3275784917		35554573			3275784917		
DVVNL						8123678201	88045673	8211723874		88045673			8211723874		
MVVNL						3746762766	40835660	3787598346		40835660			3787598346		
PoorVVNL						468246165	51122437	4733688602		51122437			4733688602		
KESCO						1136642504	12455597	1152098101		12455597			1152098101		
Sub Total						20932800000	228013840	21160813840		228013840			21160813840		
Less-CMf						1463904762		1463904762							
Total						19468895238	228013840	19696909078							


 Chief Engineer (R.A.U.)
 EPFCE, Shakti Bhawan Extn,
 14-Ashok Marg, Lucknow.



Name of Bank	Repayment Terms						Outstanding as on 31.03.2015				Default as on 31.03.2015				Aggregate Amount of Guaranteed Loans	Security
	Drawl Date	Date of Resubmission/Drawl Date	Installment (Months)	Repayment Due From	ROI (%)	Guaranteed By	Principal	Interest	Total	Principal	Interest	Principal Default w.e.f.	Interest Default w.e.f.	Aggregate Amount of Guaranteed Loans		
Uco Bank	31.03.11	31.03.12	36 Month Moratorium 84 Monthly Installments	Apr-15	12.25% to 13.25%	GoUP Guarantee										
PasVNL							2561485093	78477037	2639962130	78477037				2639962130		
DVVNL							6269744766	190571319	6460316085	190571319				6460316085	Part Passu/ Receivables and Govt Guarantee	
MVVNL							2926003597	89757884	3015761481	89757884				3015761481		
PoorVNL							3658092282	112316983	3770409235	112316983				3770409235		
KESCO							893274262	27421688	920695950	27421688				920695950		
Sub Total							16308600000	498544881	16807144881	498544881				16807144881		
Less-CM							1026733332		1026733332							
Total							15281866668	498544881	15780411549	498544881						
Bank of Maharashtra	17.06.10	31.03.12	36 Month Moratorium 84 Monthly Installments	Apr-15	12.25% to 14.75%	GoUP Guarantee										
PasVNL							793643076	23674697	817317773	23674697				817317773		
DVVNL							1983176541	59704976	2042881517	59704976				2042881517	Part Passu/ Receivables and Govt Guarantee	
MVVNL							916219204	27407705	943626909	27407705				943626909		
PoorVNL							1146012983	34232773	1180245756	34232773				1180245756		
KESCO							2789412267	832943711	287270664	832943711				287270664		
Sub Total							5117993031	153349588	5271342619	153349588				5271342619		
Less-CM							335127577		335127577							
Total							4782865454	153349588	4936215042	153349588						
Bank of Baroda	31.03.12	31.03.12	36 Month Moratorium 84 Monthly Installments	Apr-15	12.25% to 13.50%	GoUP Guarantee										
PasVNL							1041451169	7972454	1049423643	7972454				1049423643		
DVVNL							2638137945	18164668	2656302613	18164668				2656302613	Part Passu/ Receivables and Govt Guarantee	
MVVNL							1288502417	8878704	1277381121	8878704				1277381121		
PoorVNL							1580793187	11487082	1592280279	11487082				1592280279		
KESCO							381715262	2783738	384499000	2783738				384499000		
Sub Total							6910600000	49286656	6959886656	49286656				6959886656		
Less-CM							374709001		374709001							
Total							6535890999	49286656	6585177655	49286656						
Punjab & Sind Bank	31.03.12	31.03.12	36 Month Moratorium 84 Monthly Installments	Apr-15	12.25% to 13.25%	GoUP Guarantee										
PasVNL							1537577690	48733890	1586311580	48733890				1586311580		
DVVNL							3423603383	108532445	3532435828	108532445				3532435828	Part Passu/ Receivables and Govt Guarantee	
MVVNL							1746458603	55164836	1801623439	55164836				1801623439		
PoorVNL							2181250376	68926834	2250177210	68926834				2250177210		
KESCO							536209948	169510175	553160966	169510175				553160966		
Sub Total							9425400000	298309023	9723709023	298309023				9723709023		
Less-CM							575448572		575448572							
Total							8849951428	298309023	9148260451	298309023						

[Signature]

[Signature]

Chief Engineer (R.A.S.)
 Shri. S.P.C.L., Shakti Bhawan Bhis
 14-Asok Marg, Lucknow.

Name of Bank	Drawl Date	Date of Restructuring/Drawl Date	Repayment Terms				Outstanding as on 31.03.2015				Default as on 31.03.2015				Aggregate Amount of Guaranteed Leases	Security	
			Instalment (Months)	Repayment Due From	ROI (%)	Guaranteed By	Principal	Interest	Total	Principal	Interest	Principal Default W.e.f.	Interest Default W.e.f.				
Corporation Bank	30.03.11	31.03.12	36 Month Moratorium 84 Monthly Instalments	Apr-15	12.25% to 13.25%	GoUP Guarantee											
PasVVNL							1940169709	61434915	2001544824	81434915	81434915	2001544824				2001544824	Parti Passu/ Receivables and Govt Guarantee
DVVNL							4885743147	152766927	5021510074	152766927	152766927	5021510074				5021510074	
MVVNL							2254233585	71006975	2325240560	71006975	71006975	2325240560				2325240560	
PoorVVNL							2818445711	88835856	2905281567	88835856	88835856	2905281567				2905281567	
KE.SCO							644967848	21622342.9	706590191	21622343	21622343	706590191				706590191	
Sub Total							12564500000	395667016	12960167016	395667016	395667016	12960167016				12960167016	
Less-CM							820100000		820100000			820100000					
Total							11744400000	395667016	12140067016			12140067016					
South Indian Bank	26.05.11	31.03.12	36 Month Moratorium 84 Monthly Instalments	Apr-15	12.25% to 13.95%	GoUP Guarantee											
PasVVNL							333133185	10584440	343717625	10584440	10584440	343717625				343717625	Parti Passu/ Receivables and Govt Guarantee
DVVNL							835202847	26154728	861357575	26154728	26154728	861357575				861357575	
MVVNL							385541440	12155684	397697124	12155684	12155684	397697124				397697124	
PoorVVNL							481934384	15224225	497158589	15224225	15224225	497158589				497158589	
KE.SCO							117265868	3709043	120974841	3709043	3709043	120974841				120974841	
Sub Total							2153077734	67828120	2220905854	67828120	67828120	2220905854				2220905854	
Less-CM							138483997		138483997			138483997					
Total							2014593737	67828120	2082421857			2082421857					
Karur Vysya Bank	11.11.09	31.03.12	36 Month Moratorium 84 Monthly Instalments	Apr-15	12.25% to 14.25%	GoUP Guarantee											
PasVVNL							61838456	1993800	63832256	1993800	1993800	63832256				63832256	Parti Passu/ Receivables and Govt Guarantee
DVVNL							157194909	4994347	162189256	4994347	4994347	162189256				162189256	
MVVNL							78652682	2515779	81168471	2515779	2515779	81168471				81168471	
PoorVVNL							97895424	3137154	101032578	3137154	3137154	101032578				101032578	
KE.SCO							23485185.75	753507.25	24238693	753507.25	753507.25	24238693				24238693	
Sub Total							419066667	13394587	432461254	13394587	13394587	432461254				432461254	
Less-CM							21438096		21438096			21438096					
Total							397628571	13394587	411023158			411023158					
Federal Bank	31.03.12	31.03.12	36 Month Moratorium 84 Monthly Instalments	Apr-15	12.20% to 13.70%	GoUP Guarantee											
PasVVNL							165864399	1846068	167710467	1846068	1846068	167710467				167710467	Parti Passu/ Receivables and Govt Guarantee
DVVNL							424916016	3970192	428886208	3970192	3970192	428886208				428886208	
MVVNL							212065494	2153613	214220107	2153613	2153613	214220107				214220107	
PoorVVNL							283383175	2865203	286248378	2865203	2865203	286248378				286248378	
KE.SCO							63169916	660112	63830028	660112	660112	63830028				63830028	
Sub Total							1129400000	11326188	1140726188	11326188	11326188	1140726188				1140726188	
Less-CM							55714286		55714286			55714286					
Total							1073685714	11326188	1085011902			1085011902					

Sanu

shw

Chief Engineer (R.A.U.)
 GPPCL, Shakti Bhawan Extn.
 14-Ashtok Marg, Lucknow.

Name of Bank	Drawl Date	Repayment Terms			Outstanding as on 31.03.2015			Default as on 31.03.2015			Aggregate Amount of Guaranteed Loans	Security						
		Date of Restructuring/Drawl Date	Installment (Months)	Repayment Due From	ROI (%)	Guaranteed By	Principal	Interest	Total	Principal			Interest	Principal Default w.e.f.	Interest Default w.e.f.			
(E) HUDCO																		
Machyanchal VVNL		Sep. 10/						2125452478									2125452478	
Poorvanchal VVNL		Oct. 10/	60	Sep. 10	12.50%			1762076015									1762076015	
Pashchimanchal VVNL		Nov. 10/						2823143959									2823143959	
Dakshinanchal VVNL		Jan. 11						1926750008									1926750008	
Sub Total								8637422460	0	8637422460	0	0	0	0	0	0	8637422460	
Less-CM								2800703999									0	
Total								5836718461	0	5836718461	0	0	0	0	0	0	105402500000	
								479596150237	6005652547	485601802784	0	0	0	0	0	0	105402500000	
								479596150237	6005652547	485601802784	0	0	0	0	0	0	105402500000	
Note: All the borrowings which have been guaranteed is guaranteed by GoUP.																		

Name of Bank	Drawl Date	Date of Restructuring/Drawl Date	Installment (Months)	Repayment Due From	ROI (%)	Guaranteed By	Principal	Interest	Total	Principal	Interest	Principal Default w.e.f.	Interest Default w.e.f.	Aggregate Amount of Guaranteed Loans	Security	
																Interest Free
(F) NOIDA Loan (STL)																
PasVVNL		18.06.12							467225000					467225000		
DVVNL									766225000					766225000		
MVVNL									478975000					478975000		
PoorVVNL									631175000					631175000		
KESCO									156400000					156400000		
Sub Total									2500000000	0	2500000000	0	0	2500000000		
Less-CM									2500000000	0	2500000000	0	0	0		
Total									0	0	0	0	0	0		

[Handwritten Signature]

[Handwritten Signature]

Chief Engineer (R.A.S.)
 Lt. Col. Shakti Bhaswan Singh
 P-Abdhot Marg, Lucknow,

U.P. POWER CORPORATION LIMITED
14-ASHOK MARG, SHAKTI BHAWAN, LUCKNOW

OTHER LONG TERM LIABILITIES

NOTE- 5

Particulars	(Amount in Rs.)	
	As at 31.03.2015	As at 31.03.2014
Security Deposits from Consumers	7000427895	7000427895
Interest on Security Deposits from Consumers	312383930	312383930
Less Provisional Transfer to	7312811825	7312811825
Dakshinanchal VVNL	846500000	846500000
Madhyanchal VVNL	736300000	736300000
Paschimanchal VVNL	2183500000	2183500000
Purvanchal VVNL	2624900000	2624900000
	6391200000	6391200000
TOTAL	921611825	921611825

SHORT-TERM BORROWINGS

NOTE- 6

Particulars	(Amount in Rs.)	
	As at 31.03.2015	As at 31.03.2014
Overdraft from Banks		
State Bank of India	303695705	0
(Pari Passu charge on Receivables of Corporation)		
Central Bank of India	1062149400	729098843
(Pari Passu charge on Receivables and Other Current Assets of Corporation)		
Canara Bank	1004209628	121075036
(Pari Passu charge on Receivables of Corporation)		
Punjab National Bank	299982790	0
(Pari Passu charge on Receivables of Corporation)		
Allahabad Bank	3688992522	3394798346
(Pari Passu charge on Receivables of Corporation)		
ICICI Bank	1001210146	0
(Pari Passu charge on Receivables of Corporation)		
Indian Overseas Bank	1011678082	968472884
(Charge on Stock, Receivables & Other Current Assets)		
Oriental Bank of Commerce	1249936125	1439980096
(Pari Passu charge on Receivables of Corporation)		
Bank of India	493180515	446241157
(Pari Passu charge on Receivables of DISCOMS)		
Karur Vysya Bank*	757698776	758340845
(Pari Passu charge on Receivables of the Company)		
Loans relates to DISCOMS (Unsecured)		
(a) Dakshinanchal VVNL		
New Okhla Industrial Dev. authority	766225000	766225000
(b) Madhyanchal VVNL		
New Okhla Industrial Dev. authority	478975000	479975000
(c) Paschimanchal VVNL		
New Okhla Industrial Dev. authority	467225000	467225000
(d) Purvanchal VVNL		
New Okhla Industrial Dev. authority	631175000	631175000
(e) Kesco		
New Okhla Industrial Dev. authority	156400000	156400000
TOTAL	13372733689	10358017207

* The amount of default of Short-Term Borrowings (Over Draft from Banks) is Rs.35735886 as on 31.03.2014 (Previous year Rs.8348845/-).

Note - The Loans of New Okhla Industries Dev. Authority and Mandi Parishad are guaranteed by GoUP.

B.Engg. (N.A.C.)
U.P. PCL, Shakti Bhawan Extn.
14-Ashok Marg, Lucknow,

U.P. POWER CORPORATION LIMITED
14-ASHOK MARG, SHAKTI BHAWAN, LUCKNOW.

TRADE PAYABLE

NOTE-7

Particulars	(Amount in Rs.)	
	As at 31.03.2015	As at 31.03.2014
Liability for Purchase of Power	157670702523	134465712903
TOTAL	157670702523	134465712903


OTHER CURRENT LIABILITIES

NOTE-8

Particulars	(Amount in Rs.)	
	As at 31.03.2015	As at 31.03.2014
Interest accrued & due	6005652546	13134518016
Current Maturity of Long Term Borrowings	23876526664	3300000000
Liability for Capital Supplies/ Works	1276204830	1281666314
Liability for O & M Supplies / Works	220982443	204794972
Staff Related Liabilities	790004906	776663762
Deposits & Retentions from Suppliers & Others	469637881	462186027
Electricity Duty & Other Levies payable to Govt.	694125341	694125341
Deposit for Electrification works	1393178628	1316568628
Sundry Liabilities	726749492	288956692
Payable to UPJVNL	383151857	392780743
Liabilities for Expenses	390136320	385672849
Liabilities towards UPPCL CPF Trust	631127	284974
<u>Liabilities towards Power Sector Employee Trust</u>		
Provident Fund	(165979717)	(114585502)
Pension and Gratuity Liability	39164075	116030593
Interest Accrued but not Due on Borrowings	-126815642	1445091
TOTAL	5615955793	7817320214
<u>Less Provisional Transfer to DISCOMS</u>	<u>41716122186</u>	<u>30056983623</u>
TOTAL	25706922186	16009200000
		14047783623

Note:- Details of Interest Accrued & Due and Current Maturity of Long Term Borrowings is annexed with this Note. (Refer Annexure to Note - 8)





Sudhakar Engineer (R.A.U.)
UPPCL, Shakti Bhawan Extn.
14-Ashok Marg, Lucknow.

U.P. POWER CORPORATION LIMITED
14-ASHOK MARG, SHAKTI BHAWAN, LUCKNOW

Annexure to Note-8

Statement of Interest Accrued & Due

F.Y. 2014-15

Loans Relate to Discoms								
Sl.No.	Name of the Discom	APDRP	World Bank	HUDCO	REC	PFC	Banks	Total
1	Madhyanchal Vidyut Vitran Nigam Limited	0	0	0	145980958	0	964326270	1110307228
2	Purvanchal Vidyut Vitran Nigam Limited	0	0	0	156051436	0	1205341860	1361393296
3	Paschimanchal Vidyut Vitran Nigam Limited	0	0	0	141179972	0	828626446	969806418
4	Dakshinanchal Vidyut Vitran Nigam Limited	0	0	0	183355575	0	2023235393	2206590968
5	KESCO	0	0	0	64086260	0	293468376.5	357554636.5
Total Interest Accrued & Due								6005652546

F.Y. 2013-14

I UNSECURED LOANS (Amount in Rs.)								
1 GoUP								2830844258
II Total- A								2830844258
Loans Relate to Discoms								
Sl.No.	Name of the Discom	APDRP	World Bank	HUDCO	REC	PFC	Banks	Total
1	Madhyanchal Vidyut Vitran Nigam Limited	451518833	1435502141	67924173	78279849	72601094	586976530	2692802620
2	Purvanchal Vidyut Vitran Nigam Limited	481461063	330451207	70639634	100473002	91629758	734232250	1808886914
3	Paschimanchal Vidyut Vitran Nigam Limited	796182289	1080651175	76655669	72510355	63003478	527139754	2616142720
4	Dakshinanchal Vidyut Vitran Nigam Limited	856329765	508870017	68190496	138682759	128039683	1181537633	2881650353
5	KESCO	75996590			24794102	22458109	180942350	304191151
Total-B		2661488540	3355474540	283409972	414740067	377732122	3210828517	10403673758
Total Interest Accrued & Due (Total A+B)								13134518016
* Bankwise list of interest accrued & due is annexed as Annexure-A "DISCLOSURE OF BORROWING AS REQUIRED IN SCHEDULE-VI"								

Statement of Current Maturity of Long-Term Borrowings

F.Y. 2014-15

(Amount in Rs.)

I Loans Relate to Discoms						
Sl. No.	Name of the Discom	Banks	REC	PFC	HUDCO	Total
1	Madhyanchal VVNL	3197418885.00	492526039.00	258923214.00	636576496.00	4685442804
2	Purvanchal VVNL	4163674355.00	492526039.00	258923214.00	704287504.00	5619411112
3	Paschimanchal VVNL	3233274835.00	492526039.00	258923214.00	793885417.00	4778609506
4	Dakshinanchal VVNL	6197654873.00	492526039.00	258923214.00	665954812.00	7554958738
5	KESCO	1038382235.00	248126612.00		53592856.00	1338104705
Total (C)		17770303193	3216233768	1089226714	2800703999	23876526664
Total Current Maturity of Long-Term Borrowings						

F.Y. 2013-14

I Loans Relate to Discoms					
Sl. No.	Name of the Discom	APDRP	World Bank	HUDCO	Total
1	Madhyanchal VVNL	0	0	755674772	755674772
2	Purvanchal VVNL	0	0	848220189	848220189
3	Paschimanchal VVNL	0	0	908495089	908495089
4	Dakshinanchal VVNL	0	0	787609950	787609950
5	KESCO	0	0	0	0
Total (B)		0	0	3300000000	3300000000
Total Current Maturity of Long-Term Borrowings					

Chief Engineer (R.A.U.)
UPCL, Shakti Bhawan Extn.
14-Ashok Marg, Lucknow.

U.P. POWER CORPORATION LIMITED
14-ASHOK MARG, SHAKTI BHAWAN, LUCKNOW.

NOTE - 9

TANGIBLE ASSETS

Particulars	Gross Block			Depreciation			Net Block	
	As at 31.03.2014	Additions	Deductions / Adjustments*	As at 31.03.2014	Additions	Deductions / Adjustments*	As at 31.03.2015	As at 31.03.2014
Land & Land Rights	47044651	0	0	0	0	0	0	47044651
Buildings	264701281	4879427	0	111038729	4433640	0	115472369	153662552
Other Civil Works	66847585	0	0	32153157	1087361	0	33240518	34794428
Plant & Machinery	35163005	3492010	0	16270375	1733174	0	18003549	18892630
Vehicles	20715015	124199	0	8957808	1826187	0	10783995	11757207
Furniture & Fixtures	7394404	4151188	0	2534060	568428	0	3102488	4860344
Office Equipments	102287169	7825830	0	77409266	10773667	0	88182933	21930066
TOTAL	544253110	20472554	0	248363395	20422457	0	268785852	295939912
Previous Year	491876427	56295683	3919000	544253110	22803606	3723050	248363395	295889715

*Deduction/Adjustment made during the year under Gross Block & Depreciation represents obsolete vehicles which were written off during the year.

NOTE - 10

CAPITAL WORKS IN PROGRESS

PARTICULARS	(Amount in Rs.)		
	As at 31.03.2014	Additions	Deduction/ Adjustments
Capital Work in Progress *	5308959161	156705214	0
LESS:			20472654
Provisional Transfer to DISCOMS	3226100000	0	0
GRAND TOTAL	2082859161	156705214	20472654

* It includes Establishment and Administration & General Cost related to works.


 Chief Engineer (R.A.O.)
 U.P. CL, Shakti Bhawan Bldg
 14-Ashok Marg, Lucknow

U.P. POWER CORPORATION LIMITED
14-ASHOK MARG, SHAKTI BHAWAN, LUCKNOW.

NON-CURRENT INVESTMENTS

NOTE - 11

(Amount in Rs.)

Particulars	As at 31.03.2015	As at 31.03.2014	
LONG TERM INVESTMENT IN EQUITY INSTRUMENT AT COST (Unquoted)			
TRADE INVESTMENTS			
I Subsidiaries			
(a) KESCO			
163147400 Equity Shares of Rs.10/- each Fully paid up. (163147400 Equity Shares of Rs.10/- each Fully paid up.) From this 60000000 shares are allotted for consideration other than cash pursuant to KESA Zone EDU scheme 2000. Share Application Money pending for allotment	1631474000	1631474000	
Less - Provision for diminution in investment	3778224918	508932000	
	5409698918	2140406000	
(b) Dakshinanchal VVNL	918	2140406000	0
35351479 Equity shares of Rs. 1000/- each fully paid up (19463274 Equity Shares of Rs.1000/- each Fully paid up.) Share Application Money pending for allotment	35351479000	19463274000	
Less - Provision for diminution in investment	26857207255	20623352381	
	64206686255	40086626381	
(c) Madhyanchal VVNL	255	40086626000	381
42963517 Equity shares of Rs. 1000/- each fully paid up (27803937 Equity Shares of Rs.1000/- each Fully paid up.) Share Application Money pending for allotment	42963517000	27803937000	
Less - Provision for diminution in investment	21697281868	17077961118	
	64660798868	44881898118	
(d) Paschimanchal VVNL	868	44881898000	118
31556379 Equity shares of Rs. 1000/- each fully paid up (24781533 Equity Shares of Rs.1000/- each Fully paid up.) Share Application Money pending for allotment	31556379000	24781533000	
Less - Provision for diminution in investment	19244581384	7636847055	
	50800960384	3241838055	
(e) Purvanchal VVNL	384	32418380000	55
39396913 Equity shares of Rs. 1000/- each fully paid up (30860716 Equity Shares of Rs.1000/- each Fully paid up.) Share Application Money pending for allotment	39396913000	30860716000	
Less - Provision for diminution in investment	22764560342	10565497810	
	62161473342	41426213810	
(f) M/s Sonebhadra PGCL	342	41426213000	810
665 Equity shares of Rs. 1000/- each fully paid up (665) Equity Shares of Rs.1000/- each Fully paid up.)	665000	665000	
(g) M/s Jawaharpur Vidyut Utpadan Nigam	500000	500000	500000
50000 Equity shares of Rs. 10/- each fully paid up (50000) Equity Shares of Rs.10/- each Fully paid up.)			
(h) M/s Yamuna Power generation Co.	125000	125000	125000
12500 Equity shares of Rs. 10/- each fully paid up (12500) Equity Shares of Rs.10/- each Fully paid up.)			
(i) M/s Southern U.P.Power Transmission Co. Ltd.	500000	500000	500000
50000 Equity Shares of Rs.10/- each Fully paid up.) (50000) Equity Shares of Rs.10/- each Fully paid up.)			
II Associates			
(a) UPPTCL			
22133352 Equity shares of Rs. 1000/- each fully paid up (22133352) Equity Shares of Rs.1000/- each Fully paid up.) from this 18429700 shares are allotted for consideration other than cash. Share Application Money pending for allotment	22133352000	22133352000	
Less - Provision for diminution in investment	0	0	
	22133352000	22133352000	
	639009000	2505913000	13627439000
TOTAL	21496135767	13629230364	

- Aggregate amount of unquoted investment in equity shares & Share Application Money as on 31.03.2015 is Rs. 269376759767 (Previous year Rs. 183088666364)
- Aggregate amount of provision for diminution made upto 31.03.2015 are Rs. 247880624000 (Previous year Rs. 163459436000)
- Considering the accumulated losses of Discoms/UPPTCL a Provision for diminution has been made during the year are Rs. 84421188000 (Previous year Rs. 42358520000)
- The amount of provision for diminution is based on net worth calculated on the basis of audited balance sheets of DISCOMS & UPPTCL for F.Y. 2013-14

UPPTCL, SHAKTI BHAWAN BLDG,
14-Ashok Marg, Lucknow,


U.P. POWER CORPORATION LIMITED
14-ASHOK MARG, SHAKTI BHAWAN, LUCKNOW.

LONG-TERM LOANS AND ADVANCES

NOTE - 12

Particulars	(Amount in Rs.)	
	As at 31.03.2015	As at 31.03.2014
A LOANS (Secured/Considered Good)		
KESCO - (Subsidiary)	1950000000	1950000000
(as per UP Transfer of KESA Zone EDU Scheme - 2000)		
Less - Provision for B/D Loan	195000000	195000000
Interest Accrued & Due	472535334	472535334
Less - Provision for B/D interest	472535334	472535334
	1755000000	1755000000
B LOANS (Unsecured/Considered Doubtful)		
KESCO (Subsidiary)	227797714	227797714
Interest Accrued & Due	35844246	35844246
	263641960	263641960
Less - Provision for B/D Loan & interest	263641960	263641960
	0	0
NPCL (Licencee)	56843000	56843000
Interest Accrued & Due	595720887	510929072
	652563887	567772072
Less - Provision for B/D Loan & interest	652563887	567772072
	0	0
Other Licencees	833010	833010
Less - Provision for B/D Loan	833010	833010
	0	0
Others	4062352	4062352
Less - Provision for B/D Loan	4062352	4062352
	0	0
Agricultural Bank (Special Programming) (Unsecured/Considered Good)	26746000	26746000
C Deposits (Unsecured/Considered Good) -		
Others	82244730	82244730
Less - Provision for doubtful deposits	8224473	8224473
	74020257	74020257
TOTAL	1855766257	1855766257





Chief Engineer (R.A.U.)
UPPCL, Shakti Bhawan Extn.
14-Ashok Marg, Lucknow.

U.P. POWER CORPORATION LIMITED
14-ASHOK MARG, SHAKTI BHAWAN, LUCKNOW.

OTHER NON - CURRENT ASSETS

NOTE - 13

Particulars	(Amount in Rs.)	
	As at 31.03.2015	As at 31.03.2014
<u>Restructuring A/c</u>	17843038434	17843038434
<u>Receivables on account of Loan</u> (Unsecured and Considered good)		
Madhyanchal VVNL	52936079112	92167665729
Paschimanchal VVNL	53034631597	86287857436
Dakshinanchal VVNL	90055973231	163507565452
Purvanchal VVNL	66477269037	115303824005
KESCO	16185687759	28133791813
	278689640736	485400704435
	296532679170	503243742669

INVENTORIES

NOTE - 14

Particulars	(Amount in Rs.)	
	As at 31.03.2015	As at 31.03.2014
<u>(a) Stores and Spares</u>		
Stock of Materials - Capital Works	5835698843	5835698843
Stock of materials - O & M	735800107	731610028
	6571498950	6567308871
<u>(b) Others*</u>		
SUB TOTAL	467617673	467617673
	7039116623	7034926544
<u>Less - Transfer to</u>		
Uttranchal PCL	471601744	471601744
DISCOMS (Provisional)	4254500000	4254500000
	4726101744	4726101744
	2313014879	2308824800
<u>Less - Provision for Unserviceable Stores</u>	2120430260	2120430260
<u>Less- Transfer to DISCOMS</u>	1253200000	1253200000
	867230260	867230260
TOTAL	1445784619	1441594540

* Other materials include material issued to fabricators, obsolete material, scrap transformer sent for repair store, excess/shortage pending for investigation and material in transit.
Inventories are valued at cost.

Chief Engineer (R.A.O.)
 PCL, Shakti Bhawan Extn,
 14-Ashok Marg, Lucknow,

U.P. POWER CORPORATION LIMITED
14-ASHOK MARG, SHAKTI BHAWAN, LUCKNOW.

NOTE - 15

TRADE RECEIVABLES

(Amount in Rs.)

Particulars	As at 31.03.2015	As at 31.03.2014
Sundry Debtors	76165343942	76165343942
Less - Transfer to DISCOMS	71211853933	71211853933
SUB TOTAL	4953490009	4953490009
Less - Allowance for Bad & Doubtful Debts	2957897879	2957897879
	1995592130	1995592130
Sundry Debtors through KESCO *	6204820956	6204820956
Less - Allowance for Bad & Doubtful Debts	6204820956	6204820956
Debtors - Sale of Power (Subsidiary)		
KESCO	6099541274	5340770018
Dakshinanchal VVNL	33959999502	32533011283
Madhyanchal VVNL	39148409026	34209539078
Paschimanchal VVNL	17363114043	12287321718
Purvanchal VVNL	81556154722	69080138135
SUB TOTAL	178127218567	153450780232
Less - Amount received centrally from Govt. Depts**	705534397	705534397
Less - Allowance for Bad & Doubtful Debts	177421684170	152745245835
	8871084209	7637262292
	168550599951	145107983543
Total	170546192091	147103575673
Debts outstanding for a period exceeding six months from the date they are due for payment		
Secured & Considered Good		
Unsecured & Considered Good	50987146689	36271343902
Considered Doubtful	11741221707	10966705771
	62728368396	47238049673
Other Debts		
Unsecured & Considered Good	119559045402	110832231771
Considered Doubtful	6292581337	5833275356
	125851626739	116665507127
	188579995135	163903555800
Less - Provision for Bad & Doubtful Debts	59585480324	58351658407
Less - Transfer to DISCOMS	41551677280	41551677280
	18033803044	16799981127
TOTAL	170546192091	147103575673

* As per UP Transfer of KESA Zone EDU Scheme - 2000.

** Receipt from Govt. Departments against Electricity dues for and on behalf of Discoms, pending allocation.





Chief Engineer (R.A.E.)
UPPCL, Shakti Bhawan Extn.
14-Ashok Marg, Lucknow.

U.P. POWER CORPORATION LIMITED
14-ASHOK MARG, SHAKTI BHAWAN, LUCKNOW.

CASH AND CASH EQUIVALENTS

NOTE - 16

Particulars	(Amount in Rs.)	
	As at 31.03.2015	As at 31.03.2014
A Balances with Banks		
In Current & Other account	11438946891	8711599286
In Fixed Deposit accounts*	3832706152	14538761603
B Cash on Hand		
Cash in Hand (Including Stamps in hand)	153127218	153136263
Cash Imprest with Staff	28849033	181846306
	181976251	28710043
SUB TOTAL	15453631294	14720607909
Less Provisional Transfer to -		
Dakshinanchal VVNL	1159500000	1159500000
Madhyanchal VVNL	901900000	901900000
Paschimanchal VVNL	1635300000	1635300000
Purvanchal VVNL	1165000000	1165000000
	4861700000	4861700000
TOTAL	10591931294	9858907909

* Includes FDR amounting Rs.85000000/- (Previous year Rs.85000000/-) pledged against LC Limit from PNB.

SHORT-TERM LOANS & ADVANCES

NOTE - 17

Particulars	(Amount in Rs.)	
	As at 31.03.2015	As at 31.03.2014
ADVANCES (Unsecured/Considered Good)		
Suppliers / Contractors	904392953	903981378
Less - Provision for Doubtful Advances	90439295	90398138
Tax deducted at source	813953658	813583240
Advance Income Tax	72515655	48406109
Fringe Benefit Tax -	1328233	1328233
Advance Tax	5278319	5278319
Less - Provision	4102821	4102821
	1175498	1175498
	888973044	864493080

Chief Engineer (R.A.U.)
 UPRCL, Shakti Bhawan Extn.
 14-Ashok Marg, Lucknow.

U.P. POWER CORPORATION LIMITED
14-ASHOK MARG, SHAKTI BHAWAN, LUCKNOW.

NOTE - 18

OTHER CURRENT ASSETS

(Amount in Rs.)

Particulars	As at 31.03.2015	As at 31.03.2014	
Income Accrued & Due	51911628		51911628
Income Accrued but not Due	41111958		15421463
Receivables (Unsecured) -			
Uttranchal PCL	1924715539	1924715539	
UPRVUNL	47376660	41065100	
UPPTCL	512378489	239709760	
Sub Total	2484470688	2205490399	
Subsidiaries (Unsecured) -			
KESCO	3082179	1419444	
Dakshinanchal VVNL	880817648	376197034	
Madhyanchal VVNL	1155964901	397778476	
Paschimanchal VVNL	1201440748	461553779	
Purvanchal VVNL	1064608414	468801736	
Sub Total	4305913890	1705750469	
Employees	472181413	472114563	
Others	8267877628	7881408828	
Total	15530443619	12264764259	
Less - Provision for Doubtful Receivables	1553044362	1226476426	11038287833
Receivables on account of Loan (Unsecured)			
Madhyanchal VVNL	50980423345	9481144778	
Less - Liabilities against Loan	5960039782	5333177782	4147956996
Paschimanchal VVNL	40234656170	10198379055	
Less - Liabilities against Loan	8479320933	7035815933	3162563122
Dakshinanchal VVNL	91976323063	11405234983	
Less - Liabilities against Loan	6769859390	6220244390	5184990593
Purvanchal VVNL	60411873352	9966143253	
Less - Liabilities against Loan	7503950014	7094041014	2872102239
KESCO	12871573817	996090124	
Less - Liabilities against Loan	0	0	996090124
Prepaid Expenses		1406676	1420540
Theft of Fixed Assets Pending Investigation	32844855	32844855	
Less - Provision for estimated losses	3284485	3284485	29560370
		241863069517	27500314908
Less Provisional Transfer to -			
Dakshinanchal VVNL	32400000	32400000	
Madhyanchal VVNL	92000000	92000000	
Paschimanchal VVNL	219800000	219800000	
Purvanchal VVNL	255900000	255900000	600100000
Total	600100000	600100000	26900214908
Total	241262969517	255900000	26900214908

Chief Engineer (R.A.S.)
 U.P.P.C., Shakti Bhawan Bldg.,
 14-Ashok Marg, Lucknow.

U.P. POWER CORPORATION LIMITED
14-ASHOK MARG, SHAKTI BHAWAN, LUCKNOW.

REVENUE FROM OPERATIONS (GROSS)

NOTE - 19

Particulars	(Amount in Rs.)	
	For the Year ended on 31.03.2015	For the Year ended on 31.03.2014
SALE OF POWER		
Supply in Bulk		
a- NPCL	0	1532153860
b- <u>Subsidiaries</u>		
Dakshinanchal VVNL	83988265689	86706444537
Madhyanchal VVNL	66381702723	66930429226
Paschimanchal VVNL	113863553450	113742079127
Purvanchal VVNL	80097791643	79663472579
KESCO	16791150334	16635931724
	361122463839	365210511053
TOTAL	361122463839	365210511053

OTHER INCOME

NOTE - 20

Particulars	(Amount in Rs.)	
	For the Year ended on 31.03.2015	For the Year ended on 31.03.2014
a <u>Interest from :</u>		
Loans to Staff	364520	745440
Loans to NPCL (Licencee)	84791815	73774270
Fixed Deposits	118220652	124193986
Others	15709159	16075587
	219086146	214789283
b <u>Other non operating income</u>		
Income from Contractors/Suppliers	1305685	1148384
Rental from Staff	2432586	2098556
Miscellaneous Receipts	52797257	31072216
	56535528	34319156
TOTAL	275621674	249103439

Chief Engineer (K.A.C.)
 UPPL, Shakti Bhawan Extn,
 14-Ashok Marg, Lucknow,

U.P. POWER CORPORATION LIMITED
14-ASHOK MARG, SHAKTI BHAWAN, LUCKNOW.

PURCHASE OF POWER


NOTE - 21


Particulars	(Amount in Rs.)	
	For the Year ended on 31.03.2015	For the Year ended on 31.03.2014
Power Purchased from -		
NTPC	86378746414	83754268985
Power Trading Corporation Ltd.	3711063531	1906882261
NPCIL	6474765016	7142787220
UPRVUNL	82688992899	84865875362
Satija JVNL	4793145735	6256071944
NHPC	12875402488	10057606449
UPJVNL	721799112	687665651
Adani Export	307014989	390621777
NTPC (VVNL)	3019202269	3181634871
Tata Power Trading Co. Ltd.	0	637580481
Global Energy Ltd.	0	405951402
LANCO EU Ltd / NETS	101605871	64794911
THDC	17170301517	9085544114
Vishnu Prayag	3937062536	3561534478
ROSA Power Co. Ltd.	46156052681	45064354619
Arawali Power Co. Pvt. Ltd.	3518999053	2569855215
Power Purchase Through Energy Exchange	7354541853	5769901180
Bajaj Energy Pvt. Ltd.	18941379200	17357044236
Lanco Anpara Power Ltd.	23465279290	19470759102
SASAN (UMPP)	1303706669	223201748
G.M.R. Energy Pvt. Ltd.	383144128	74971215
Co-Generating Units	15316910522	14486707313
Surcharge	3588954509	4617850035
Unscheduled Interchange & Reactive Energy Charges	4664500850	-1704457816
Inter-state Transmission & Related Charges to -		
Power Grid Corporation Ltd.	14502954068	12718664745
Power System Operation Corp.	49180665	51529259
TOTAL - Purchase of Power	361424705865	332679201657
Less - Rebate against Power Purchase	267998384	342839025
TOTAL	361156707481	332336362632

EMPLOYEES COST

NOTE - 22

Particulars	(Amount in Rs.)	
	For the Year ended on 31.03.2015	For the Year ended on 31.03.2014
Salaries & Allowances	515749196	541105172
Dearness Allowance	502470123	473814447
Other Allowances	58581233	64124318
Bonus/ Ex-gratia	4158482	4379221
Medical Expenses (Re-imbusement)	55509460	41349666
Leave Travel Assistance	10647	2760
Earned Leave Encashment	68152470	84085759
Staff Welfare Expenses	6316993	5413265
Pension & Gratuity	160587871	162279145
Other Terminal Benefits	9218828	7853259
Expenditure on Trust	1574325	1668438
SUB TOTAL	1382329628	1386075460
LESS - Expenses Capitalised	1261460	1311999
TOTAL	1381068168	1384763461





 Chief Engineer (R.A.U.)
 U.P. Power Corporation Ltd., Shakti Bhawan Estate,
 14-Ashok Marg, Lucknow.

U.P. POWER CORPORATION LIMITED
14-ASHOK MARG, SHAKTI BHAWAN, LUCKNOW.

NOTE - 23

FINANCE COSTS

(Amount in Rs.)

Particulars	For the Year ended on 31.03.2015		For the Year ended on 31.03.2014	
a Interest on Loans				
Working Capital	1442328974	1442328974	1509330071	1509330071
b Other borrowing costs				
Finance Charges	15169896		28017030	
Bank Charges	173909707		194187470	
Guarantee Charges	14500000	203579603	14500000	236704500
GRAND TOTAL		1645908577		1746034571


NOTE - 24

DEPRECIATION AND AMORTIZATION EXPENSE

(Amount in Rs.)

Particulars	For the Year ended on 31.03.2015		For the Year ended on 31.03.2014	
Depreciation on -				
Buildings	4433640		4327908	
Other Civil Works	1087361		1087361	
Plant & Machinery	1734186		1634360	
Vehicles	1826187		2148475	
Furniture & Fixtures	600803		432692	
Office Equipments	10740281	20422458	13309960	22940756
GRAND TOTAL		20422458		22940756





Chief Engineer (R.A.U.)
UPPCL, Shakti Bhawan Extn.
14-Ashok Marg, Lucknow

U.P. POWER CORPORATION LIMITED
14-ASHOK MARG, SHAKTI BHAWAN, LUCKNOW.

ADMINISTRATIVE, GENERAL & OTHER EXPENSES

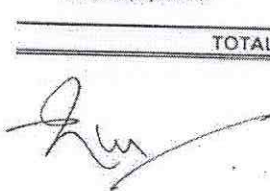
NOTE - 25


Particulars	(Amount in Rs.)	
	For the Year ended on 31.03.2015	For the Year ended on 31.03.2014
Rent	401184	580927
Insurance	278846	358457
Communication Charges	7851248	8144680
Legal Charges	19423941	20248544
Auditors Remuneration & Expenses		
Audit Fee	380000	380000
Service Tax	53200	46968
Travelling Expenses	0	0
Consultancy Charges	433200	426968
Technical Fees & Professional Charges	7688219	15125128
Travelling and Conveyance	43204982	1742003
Printing and Stationery	26711422	23114870
Advertisement Expenses	5585628	2722420
Electricity Charges	13075968	14470187
Water Charges	47181053	34375186
Entertainment	10003	13257
Expenditure on Trust	1147209	1078483
Miscellaneous Expenses	122977	80051
SUB TOTAL	80241977	70756598
LESS - Expenses Capitalised	253367857	193237759
TOTAL	767361	947678
TOTAL	252590496	192290081

REPAIRS AND MAINTENANCE

NOTE - 26

Particulars	(Amount in Rs.)	
	For the Year ended on 31.03.2015	For the Year ended on 31.03.2014
Plant & Machinery	45442077	7131894
Buildings	83404356	45139983
Other Civil Works	354603	189075
Lines, Cables Networks etc.	0	0
Vehicles - Expenditure	10711938	8127258
Less - Transferred to different Capital & O&M Works/Administrative Exp.	10711938	8127258
Furniture & Fixtures	227912	218029
Office Equipments	9723386	6835130
TOTAL	139152334	59514111





 Chief Engineer (R.A.E.)
 U.P.P.C.L., Shakti Bhawan Extn,
 14-Ashok Marg, Lucknow,

U.P. POWER CORPORATION LIMITED
14-ASHOK MARG, SHAKTI BHAWAN, LUCKNOW.

NOTE - 27

BAD DEBTS & PROVISIONS


Particulars	(Amount in Rs.)	
	For the Year ended on 31.03.2015	For the Year ended on 31.03.2014
PROVISIONS		
Doubtful Debts (Sale of Power)	1233821917	39455373
Doubtful Loans and Advances		
Short Term	41157	61383001
Long Term	84791815	73774270
	84832972	135157271
Doubtful Other Current Assets (Receivables)	326567936	-1346851651
Diminution in investment	84421188000	42358520000
TOTAL	86066410825	41186280993

NOTE - 28

NET PRIOR PERIOD INCOME/EXPENDITURE

Particulars	(Amount in Rs.)	
	For the Year ended on 31.03.2015	For the Year ended on 31.03.2014
I INCOME		
a Other Income	0	958838
SUB TOTAL	0	958838
II EXPENDITURE		
a Employee Cost	2210296	9217
b Interest & Finance Charges	(338)	0
b Power Purchase	(165569165)	3375451260
c Administrative & General Exp	28112	54771951
d Depreciation Under/Excess Provided	0	-137150
SUB TOTAL	(163331095)	3430095278
NET PRIOR PERIOD INCOME/(EXPENDITURE)	163331095	(3429136440)





 Engineer (R.A.U.)
 GPPCL, Shakti Bhawan Extn.
 14-Ashok Marg, Lucknow.

U.P. POWER CORPORATION LIMITED

NOTE NO. 29 (A)

SIGNIFICANT ACCOUNTING POLICIES

1. GENERAL


- (a) The financial statements are prepared in accordance with the applicable provisions of the Companies Act, 2013. However where there is a deviation from the provisions of the Companies Act, 2013 in preparation of these accounts, the corresponding provisions of Electricity (Supply) Annual Accounts Rules 1985 have been adopted.
- (b) The accounts are prepared under historical cost convention, on accrual basis unless stated otherwise and on accounting assumption of going concern.
- (c) Subsidy, Grant, Insurance and Other Claims, Refund of Custom Duty Interest on Income Tax & Trade Tax and Interest on loans to staff is accounted for on receipt basis after the recovery of principal in full.

2. FIXED ASSETS

- (a) Fixed Assets are shown at historical cost less accumulated depreciation.
- (b) All costs relating to the acquisition and installation of fixed assets till the date of commissioning are capitalized.
- (c) In the case of commissioned assets, where final settlement of bills with the contractor is yet to be affected, capitalization is done, subject to necessary adjustment in the year of final settlement.
- (d) Due to multiplicity of functional units as well as multiplicity of function at particular unit, employees cost and general & administration expenses to capital works are capitalized @ 15% on deposit works and @ 11% on other works on the amount of total expenditure.
- (e) Borrowing cost during construction stage of capital assets are apportioned on the average balance of capital work in progress for the year. The determination of amount of borrowing cost attributable to capital works are capitalized as per the computation method given in the Electricity (Supply) Annual Accounts Rules 1985.

3. DEPRECIATION

- (a) Depreciation is charged on Straight Line Method at the rates specified in Schedule II of the Companies Act 2013.



Chief Engineer (R.A.U.)
Shakti Bhawan Bldg.
14-Ashok Marg, Lucknow.

- (b) Depreciation on additions to / deductions from Fixed Assets during the year is charged on Pro rata basis.
- (c) The Fixed Assets are depreciated up to 95% of original cost.

4. INVESTMENTS

Long term investments are carried at cost. Provision is made for diminution, other than temporary, in the value of such investments.

5. STORES & SPARES

- (a) Stores & Spares are valued at cost.
- (b) Steel scrap is valued at realizable value and scrap other than steel is accounted for in the accounts as and when sold.
- (c) Any shortage /excess of material found during the year end are shown as "material short/excess pending investigation" till the finalization of investigation.

6. REVENUE/ EXPENDITURE RECOGNITION


- (a) Revenue from sale of energy is accounted for on accrual basis.
- (b) Late payment surcharge recoverable from subsidiaries and other bulk power purchasers are accounted for on cash basis due to uncertainty of realisation.
- (c) Sale of energy to subsidiary distribution companies is accounted for, on the rates decided by the management.
- (d) All prior period income & expenditure are shown in the current period as a distinct item.

7. POWER PURCHASE

Power purchase is accounted for in the books of Corporation as below:

- (i) In respect of Central Sector Generating Units and unscheduled interchange/reactive energy, at the rates approved by Central Electricity Regulatory Commission (CERC).
- (ii) In respect of State Sector Generating Units and unscheduled interchange/reactive energy, at the rates approved by U.P. Electricity Regulatory Commission (UPERC).
- (iii) In respect of Power Trading Companies, at the mutually agreed rates.





Chief Engineer (R.A.W.)
Shakti Bhawan Bhub,
14-Anshik Marg, Lucknow;


8. EMPLOYEE BENEFITS


- (a) Liability for Pension & Gratuity in respect of employees has been determined on the basis of actuarial valuation and has been accounted for on accrual basis.
- (b) Leave encashment, medical benefits and LTC are accounted for on the basis of claims received and approved during the year.


9. PROVISIONS, CONTINGENT LIABILITIES AND CONTINGENT ASSETS

- (a) Accounting of the Provisions is made on the basis of estimated expenditures to the extent possible as required to settle the present obligations.
- (b) Contingent liabilities are disclosed in the Notes on Accounts.
- (c) The Contingent assets of unrealisable income are not recognised.


(Surendra Kumar)
Dy. Chief Accounts Officer


(A.K. Gupta)
General Manager (Accounts)



(S.A. Agarwal)
Director (Finance)



Chief Engineer (R.A.U.)
UPPCL, Shakti Bhawan Extn.
14-Ashok Marg, Lucknow.

U.P. POWER CORPORATION LIMITED
NOTE NO. 29 (B)

NOTES ON ACCOUNTS ANNEXED TO AND FORMING PART OF
BALANCE SHEET AS AT 31st MARCH 2015 AND PROFIT & LOSS
STATEMENT FOR THE YEAR ENDED ON THAT DATE

1. (a) The Corporation was incorporated under the Companies Act, 1956 on 30.11.1999 and commenced the business w.e.f. 15.01.2000 in terms of Government of U.P. Notification No. 149/P-1/2000-24 dated 14.01.2000.
- (b) Vide Govt. of U.P. Notification No. 186/XXIV-I-2000 dt. Jan 15, 2000 the distribution business of KESA Zone of erstwhile UPSEEB has been transferred to KESCO, as wholly owned subsidiary company of UPPCL, w.e.f. 15.1.2000.
- (c) Due to division of State of Uttar Pradesh a separate State named Uttaranchal (now Uttarakhand) came into existence and a separate Corporation Uttaranchal Power Corporation Ltd. had taken over commercial operations in the State of Uttaranchal as per Govt. of India notification no. 42/7/2000-R&R dated 05.11.2001.
- (d) The distribution business of U.P. Power Corporation Ltd. has been transferred to subsidiary companies viz. Madhyanchal Vidyut Vitran Nigam Ltd., Lucknow, Paschimanchal Vidyut Vitran Nigam Ltd., Meerut, Poorvanchal Vidyut Vitran Nigam Ltd., Varanasi & Dakshinanchal Vidyut Vitran Nigam Ltd., Agra (Known as DISCOMs) as per The Uttar Pradesh Power Sector Reforms (Transfer of Distribution Undertakings) Scheme, 2003 issued vide GoUP Notification No. 2740/P-1-2003-24-14P/2003 dated 12.08.2003.
- (e) The State Government through Gazette Notification No. 2974(1)/24-P-2-2010, Dated 23 Dec 2010 made a Provisional Transfer Scheme for the purpose of transfer of the transmission activities including Assets, Liabilities and related proceedings from U.P. Power corporation Ltd. (UPPCL) to the Uttar Pradesh Power Transmission Corporation Limited (UPPTCL/TRANSCO). In terms of this Scheme, the transfer has been made effective from 01.04.2007, the date since which UPPCL and UPPTCL have started working as separate entities for purchase/sale of Bulk power and transmission work respectively.





Chief Engineer (R.A.U.)
UPPCL, Shakti Bhawan Extn.
14-Ashok Marg, Lucknow.

2. (a) The reconciliation of balances of assets and liabilities transferred under Transfer Scheme-2000 vide Notification No.348/P-1/2001-24 dated 25.01.2001 and those appearing in the Unit's accounts have been done. Final balances to be transferred to 'DISCOMs' as on 11.08.2003 and 'TRANSCO' as on 01.04.2007 and the balances to be retained by UPPCL as on 01.04.2007 have been sent to GoUP for approval/notification. The necessary adjustments in this regard shall be done on its approval/notification by GoUP in the annual accounts under preparation.
- (b) The assets and liabilities relating to Uttaranchal Power Corporation Ltd. had been transferred as per an agreement dated 12.10.2003 with Uttaranchal Power Corporation Ltd., w.e.f. 9.11.01.
- (c) (i) Consequent upon transfer of distribution business to four DISCOMs, the provisional balances as on 31.03.2003 as per Notification dated 12.08.03 have been transferred to these companies.
- (ii) The transactions pertaining to distribution business during the period from 01.04.2003 to 11.08.2003 are taken in the accounts of UPPCL and debtors outstanding except balances of KESCO, debtors through KESCO and NPCL, as at 11.08.2003 have been transferred to Discoms as per advice of CAG.
- (iii) The difference in assets and liabilities transferred to DISCOMs as per provisional Transfer Scheme and the balances available in the UPPCL accounts have been adjusted through Restructuring Account.
- (iv) The actual balances of transmission units on 01.04.07 were transferred to UPPTCL (Uttar Pradesh Power Transmission Corporation Limited) instead of the balances of the *Uttar Pradesh Electricity Reforms (Transfer of Transmission and Related Activities including the Assets, Liabilities and Related Proceedings) Scheme, 2010* (Provisional TRANSCO Transfer Scheme). The difference between the balances so transferred and the balances of Provisional TRANSCO Transfer Scheme 2010 amounting to Rs. 180.72 Crore was transferred to Restructuring A/c in the FY 2007-08.
- (v) Residuary balances of assets and liabilities after the above transfers have been retained in the books of UPPCL.
3. The transactions affecting the Opening Balances of UPPCL as per the Transfer Scheme 2000 and the Transfer Scheme of KESCO were transferred to Restructuring Account and similarly the transactions affecting the Opening Balances of DISCOMs as per the Provisional Transfer Scheme 12.08.2003 were also transferred to Restructuring Account, pending final adjustments.



2



Engineer (R.A.U.)
UPPCL, Shakti Bhawan Bldg.
14-Ashok Marg, Lucknow.

4. (a) The Debit balance of Rs. 2.68 Crore (previous year Rs. 2.68 Crore) shown as Special Programming Loan from agriculture-banks under Note No. 12 "Long Term Loans & Advances" (Rs. 2.57 Crore was transferred through the Transfer Scheme-2000) is subject to reconciliation/confirmation.

(b) Provisional loan balances transferred to each of DISCOMs vide the Transfer Scheme 2003 vary with the final audited Balance Sheet for financial year 2002-2003. To take care of these differences following approach had been adopted.

(i) As per advice of Reform consultants, in the absence of loan agreement wise details, the Institution wise loans had been transferred to DISCOMs.

(ii) The payment of interest and repayment of loan after 11.8.03 had been apportioned, as per Para (b) (i) above.

(c) (i) Loans obtained from Financial Institutions & GoUP for Capital works received by UPPCL on behalf of DISCOMs after 11.08.2003 were accounted for in UPPCL separately and shown as 'Loans Relate to DISCOMs'. Debt service obligations on account of these loans are accounted for as receivables from respective Discoms, therefore, interest on such loans amounting to Rs. 139.91 crore accrued and due during the year has been shown as receivable from respective Discoms.



(ii) Ministry of Power, Govt. of India has issued Financial Restructuring Schemes of Distribution Companies on 5th October, 2012. As per the scheme, 50% of the bank loan liability and outstanding power purchase liability of more than 60 days subject to ceiling of accumulated losses of Discoms upto 31st March, 2012 has to be taken over by the State Govt. In this respect it has been decided in the Board of Directors meeting of U.P. Power Corporation Ltd. held on 19th September, 2013 vide Board's resolution no. 740 that :

(a) Outstanding loans from Banks as on 31.03.2012,

(b) Fresh loans/Bonds for funding upto the power purchase liabilities outstanding as on 31.03.2012 and

(c) Fresh loans taken / to be taken to meet operational losses from 01.04.2012


will be allocated to the Discoms and adjusted against receipts of sale of Power to Discoms. Accordingly necessary adjustment has been carried out in the books of UPPCL showing the referred loans under the title "Loans Relate to Discoms". Debt service obligations on account of these loans are accounted for as receivables from



Chief Engineer (R.A.S.)
UPPCL, Shakti Bhawan Bldg,
16-Ashok Marg, Lucknow.

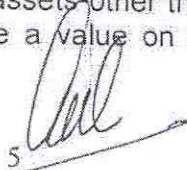

respective Discoms, therefore, interest on such loans amounting to Rs. 4546.76 crore accrued during the year has been shown as receivable from respective Discoms.

- (iii) As per the provision of Financial Restructuring Plan Bonds @ 9.68% p.a. of Rs. 15810.38 crore have been issued to the bank, Power Finance Corporation and Rural Electrification Corporation Ltd. in October, 2013 and December, 2013 on behalf of Discoms. Accordingly necessary accountal has been carried out in the books of UPPCL and shown under the head "Bonds/Loans Relate to Discoms. Further as per the scheme of FRP the Govt. of U.P. has taken over Bonds of Rs. 5270.13 crore in January 2015. As such balance Bonds of Rs.10540.25 crore are outstanding on behalf of Discoms at the end of FY 2014-15.
- (iv) GoUP vide G.O. no. 96/2699/24.1.14-1041(Budget)/2013TC dated 17.12.2014 has converted the interest on outstanding GoUP loans amounting to Rs. 884.78 crore into Equity. Accordingly necessary accountal has been carried out in the books of UPPCL.
- (d) Equity received from GoUP for distribution works is invested in each DISCOM based on releases and is shown as investment in respective DISCOMs.
5. Based on actuarial valuation report dt. 9.11.2000 (adopted by Board of Directors), provision for accrued liability on account of Pension and Gratuity has been made @ 16.70% and 2.38% respectively on the amount of basic Pay and D.A. paid to employees.
6. (a) The Company is making efforts to recognise and identify the location of land along with its title deed as well as of other fixed assets, transferred under various Transfer Schemes for the purpose of maintaining fixed assets registers.
- (b) Where historical cost of a discarded/ retired/ obsolete fixed asset is not available, the estimated value of such asset and depreciation thereon has been adjusted and accounted for.
- (c) The depreciation on Fixed Assets is to be charged as per provisions of Schedule II of Companies Act, 2013 from F.Y. 2014-15. However, due to non-availability of fixed assets registers few units have continued to charge the depreciation as per the rates prevailing in F.Y. 2013-14.
7. (a) The Provision for Bad & Doubtful Debts against revenue from Sale of Power has been made @ 5% on incremental debtors during the year.




Chief Engineer (K.A.U.)
UPPCL, Shakti Bhawan Extn,
14-Ashok Marg, Lucknow.

- (b) The details of provision for doubtful loans & advances are as under:-
- (i) Provision @ 10% on the incremental balances of suppliers/ contractors (O&M) has been made under the Note no. 17 of Short term Loans & Advances.
 - (ii) Provision @ 100% on interest accrued and due during the year on loan of NPCL has been made under the Note No. 12 of Long term Loans & Advances.
- (c) A provision for doubtful receivables @ 10% on the incremental balances appearing under the different heads of "Other Current Assets Note no. 18 (excluding Receivable on account of loan)" has been made.
- (d) Due to non-receipt of loan installments and interest thereon from "Secured and Unsecured Loan to KESCO", no interest on such loans has been accounted for in the books of accounts.
- (e) As per the scheme for financial restructuring of state distribution company dated 08.10.2012, the state Govt. shall make a firm commitment to underwrite the short fall of annual projection of FRP not achieved & provide the shortfall annually. In the year 2012-13 the actual operational loss including UPPCL was Rs. 13257.44 Crore whereas FRP loss was Rs. 9899 Crore, hence the difference of Rs. 3358.44 Crore is to be funded by the state Govt. against this, Govt. of UP has released Rs. 540 Crore as subsidy. In the year 2012-13 the Power Purchase was Rs. 29557.94 Crore as against the sale of power of Rs. 26617.01 Crore, thus the difference between purchase of power and sale of power Rs. 2940.93 Crore have been transferred to Discoms in the year 2013-14, accordingly after transferring the whole cost of power purchase, the losses of UPPCL for the year 2012-13 will be Rs. 538.39 Crore (3479.32-2940.93). Hence the subsidy received from state Govt. have been retained in the books of UPPCL.
8. The reconciliation of Inter Unit Transfer balances amounting to Rs.182.08 Crore (Debit) (previous year Debit Rs. 181.00 Crore) is in process and effect of reconciliation, if any, will be provided for in the coming years.
9. Liability towards staff training expenses, medical expenses and LTC has been provided to the extent established.
10. (a) Some balances appearing under the heads 'Other Current Assets', 'Long Term and Short Term Loans & Advances', 'Other Current Liabilities', 'Trade Receivables', 'Trade Payables' and Material in transit/ under inspection/ lying with contractors/ fabricators are subject to confirmation/ reconciliation and subsequent adjustments as may be required.
- (b) On an overall basis the assets other than Fixed Assets and non-current investments have a value on realisation in the ordinary



Chief Engineer (R.A.U.)
UPPCL, Shakti Bhawan Bldg.,
16-Ashok Marg, Lucknow.

course of business at least equal to the amounts at which they are stated in the Balance Sheet.



11. Basic and diluted earnings per share has been shown in the Profit & Loss Account in accordance with AS-20 "Earnings Per Share". Basic earnings per share have been computed by dividing net loss after tax by the weighted average number of equity shares outstanding during the year. Number used for calculating diluted earnings per equity share includes the amount of share application money (pending for allotment).


Earning per share:	<u>(Amount in Rs.)</u>	
	31.03.2015	31.03.2014
(a) Net loss after tax (numerator used for calculation)	83700843731	14897703553
(b) Weighted average number of Equity Shares* (denominator for calculating Basic EPS)	390740531	356902263
(c) Weighted average number of Equity Shares* (denominator for calculating Diluted EPS)	422540321	369097391
(d) Basic earnings per share of Rs. 1000/- each	(214.21)	(41.74)
(e) Diluted earnings per share of Rs. 1000/- each	(214.21)	(41.74)

(As per para 41 of AS-20 issued by Institute of Chartered Accountants of India, Potential Equity Shares are treated as Anti Dilutive as their conversion to Equity Share would decrease loss per share, therefore, effect of Anti Dilutive Potential Equity Shares are ignored in calculating Diluted Earning Per Share)

* Calculated on monthly basis.

12. Due to non-formation of finance, accounts, audit, headquarter and other service units in UPPTCL, the employees of UPPCL working in these units were entrusted the work of UPPTCL also, therefore, the services rendered by such UPPCL employees, the 25% of the employee cost and 25% of administrative cost which cannot be segregated of such units have been loaded to UPPTCL during the year.
13. Amount due to Micro, Small and medium enterprises (under the MSMED Act 2006) could not be ascertained and interest thereon could not be provided for want of sufficient related information. However the company is in process to obtain the complete information in this regard.
14. As the balances of assets and liabilities had been transferred provisionally to Discoms, hence there are still some balances of such assets and liabilities which are related to Discoms lying in the books of UPPCL. Since necessary adjustments will be made on issuance of notification of Final Transfer Scheme by GoUP as referred in Point no. 2(a) of this note and the said balances is no way pertain to U.P. Power Corporation business, hence, neither any interest on Security Deposit


 Chief Engineer (R.A.U.)
 UPPCL, Shakti Bhawan, Raigarh

from consumers and financial participation by consumers has been charged nor any provision against the such assets have been made in the books of company.

15. (a) Due to implementation of Financial Restructuring Plan of distribution companies, the rate of sale of energy sold to Discoms have been calculated on the basis of cost of energy purchased by UPPCL divided by total quantity of energy supplied to Discoms. The Discoms are, therefore, billed with the rate of sale of energy so calculated @ Rs. 4.38847860/kwh in FY 2014-15 (Previous year Rs. 4.32834978/kwh) and accounted for accordingly.
- (b) Since agreement with Noida Power Corporation Ltd has expired in FY 2013-14 and no fresh agreement has been made, hence no power has been supplied to NPCL in FY 2014-15.
16. Payment to Directors and Officers in foreign currency towards foreign tour was NIL (Previous year NIL).
17. Debts due from Directors were Rs. Nil (previous year Nil).
18. Quantitative Details of Energy purchased and sold:

S No.	Details	2014-15	2013-14
(I)	Total number of Units purchased	87735.523 MU	84251.840 MU
(II)	Total number of units sold	82288.760 MU	77586.121 MU

19. Contingent Liabilities:


S. No.	Details	2014-15 Amount (Rs. in lacs)	2013-14 Amount (Rs. in lacs)
(i)	Capital commitments	-	-
(ii)	Income Tax	62.94*	164.85**
(iii)	Power Purchase	46239.09	46239.09
(iv)	Other Contingencies	-	-

* Includes Rs. 60.94 lacs on account of TDS default as per 26 AS

** Includes Rs. 162.85 lacs on account of TDS default as per 26 AS.

20. Since the Company is principally engaged in the business of Electricity, and there are no other reportable segments as per AS-17, hence the disclosure as per AS-17 on segment reporting is not required.





Chief Engineer (R.A.U.)
UPPCL, Shakti Bhawan Extn,
14 Ashok Marg, Lucknow.


24. Disclosure as per AS 29 is as under:-


S. NO.	PARTICULARS	MOVEMENT OF PROVISIONS			
		OPENING BALANCE AS ON 01.04.2014	PROVISION MADE DURING THE YEAR	WITHDRAWAL OF PROVISION DURING THE YEAR	CLOSING BALANCE AS ON 31.03.2015
1	Provision for diminution in investment	1,63,45,94,36,000	86,28,80,92,000	1,86,69,04,000	2,47,88,06,24,000
2	Provision for Doubtful debts on Sundry Debtors (Sale of power)	16,79,99,81,127	1,23,38,21,917	0	18,03,38,03,044
3	Provision for Bad & doubtful debts- Other current assets.	1,22,97,60,911	32,65,67,936	0	1,55,63,28,847
4	Provision for Bad & doubtful debts- Long Term Loans & Advances	1,51,20,69,201	8,47,91,815	0	1,59,68,61,016
5	Provision for Bad & doubtful debts- Short Term Loans & Advances	9,03,98,138	41,157	0	9,04,39,295
	Total	1,83,09,16,45,377	87,93,33,14,825	1,86,69,04,000	2,69,15,80,56,202


25. The figures as shown in the Balance Sheet, Profit & Loss Statement and Notes thereto have been rounded off to the nearest rupee.

26. Previous year figures have been regrouped and reclassified wherever considered necessary.


(Surendra Kumar)
Dy. Chief Accounts Officer


(A.K. Gupta)
General Manager (Accounts)


(S.K. Agarwal)
Director (Finance)



Chief Engineer (R.A.U.)
UPPC, Shakti Bhawan Bldg.
14-Ashok Marg, Lucknow.

Annexure-2


NAME OF ZONE/CIRCLE	ATC LOSS (₹)	
	FY 14	FY 15
NAME OF ZONE : MEERUT		
EUDC MEERUT	27.05	27.21
EDC MEERUT	27.29	25.42
EDC BAGHPAT	40.80	23.13
NAME OF ZONE : GHAZIABAD		
EUDC I GHAZIABAD	11.81	10.03
EUDC II GHAZIABAD	7.26	5.04
EDC GHAZIABAD	23.65	21.35
EDC HAPUR	35.13	28.32
EDC I BULANDSHAHAR	43.87	33.28
EDC II BULANDSHAHAR	30.14	21.65
NAME OF ZONE: SAHARANPUR		
EUDC MUZAFFARNAGAR	19.08	16.96
EDC MUZAFFARNAGAR	38.91	34.17
EDC SHAMLI	51.76	40.81
EUDC SAHARANPUR	38.41	34.54
EDC SAHARANPUR	44.80	27.43
EDC SAHARANPUR	6.85	7.09
NAME OF ZONE: NOIDA		
NAME OF ZONE : MORADABAD		
EDC I MORADABAD	23.76	22.48
EDC BHEEMNAGAR	58.95	50.04
EDC II MORADABAD	34.58	43.88
EUDC MORADABAD	33.29	28.79
EDC RAMPUR	49.01	46.55
EDC BUNOR	24.79	16.13
NAME OF ZONE : BAREILLY		
EDC BAREILLY	39.26	32.86
EDC BADAUN	27.59	17.83
EDC SHAHJAHANPUR	40.26	32.13
EUDC BAREILLY	30.75	28.71
NAME OF ZONE:LUCKNOW		
EDC RAIBAREILI	21.18	26.66
EDC UNNAO	23.67	27.61
EDC SITAPUR	16.82	20.01
EDC HARDOI	27.13	21.08
NAME OF ZONE:FAIZABAD		
EDC FAIZABAD	11.93	17.98
EDC SULTANPUR	37.21	18.61
EDC BARABANKI	20.02	21.39
NAME OF ZONE: DEVI PATAN		
EDC GONDA	27.12	25.24
NAME OF ZONE: L.E.S.A.		
EUDC I LESA	19.65	20.02
EUDC II LESA	18.37	18.23
EUDC III LESA	32.21	32.21
EUDC IV LESA	34.91	30.08
EUDC VI LESA	21.67	21.78
EUDC VII LESA	17.33	20.31
EUDC VIII LESA	32.84	31.16
EUDC IX LESA	14.47	16.46
EUDC X LESA	35.45	33.98
NAME OF ZONE : AGRA		
EDC AGRA	29.65	25.68
EDC FIROZABAD	47.46	36.04
EUDC MATHURA	34.21	27.40
EDC MATHURA	38.70	32.30
EDC MAINPURI	59.17	51.48
NAME OF ZONE : ALIGARH		
EUDC ALIGARH	32.48	29.38
EDC ALIGARH	30.26	21.08
EDC HATHRAS	50.18	43.13
EDC ETAH	25.26	18.13
NAME OF ZONE: KANPUR		
EDC KANPUR	31.38	30.31
EDC ETAWAH	58.35	57.61
EDC FARRUKHABAD	66.22	53.58
NAME OF ZONE : JHANSI		
EUDC JHANSI	35.67	29.20
EDC JHANSI	51.46	49.89
EDC ORAI	55.55	54.51
NAME OF ZONE : BANDA		
EDC BANDA	28.47	32.58

Chief Engineer (R.A.U.)
 UPPCL, Shakti Bhawan Extn.
 14-Ashok Marg, Lucknow.

NAME OF ZONE/CIRCLE	ATC LOSSES (₹)	
	FY 14	FY 15
EDC HAMIRPUR	31.88	28.84
NAME OF ZONE : ALLAHABAD		
EDC I ALLAHABAD	17.25	16.17
EDC FATEHPUR	19.38	21.41
EDC II ALLAHABAD	17.24	15.91
EUDC I ALLAHABAD	29.15	26.29
EUDC II ALLAHABAD	25.53	29.71
NAME OF ZONE : GORAKHPUR		
EDC GORAKHPUR	27.26	24.29
EDC DEORIA	41.55	28.46
EUDC GORAKHPUR	27.16	24.86
NAME OF ZONE : BASTI		
EDC BASTI	34.60	19.04
NAME OF ZONE : VARANASI		
EUDC I VARANASI	25.55	23.41
EUDC II VARANASI	28.17	25.26
EDC VARANASI	39.07	34.41
EDC GHAZIPUR	40.91	33.37
EDC JAUNPUR	34.93	28.43
NAME OF ZONE : MIRZAPUR		
EDC I MIRZAPUR	51.31	40.01
EDC II MIRZAPUR	32.56	18.17
NAME OF ZONE : AZAMGARH		
EDC AZAMGARH	56.81	56.10
EDC MAU	33.47	34.46
NAME OF ZONE -KESCO		
CIRCLE-I	36.39	32.74
CIRCLE-II	10.83	10.60
CIRCLE-III	30.33	28.04
CIRCLE-IV	23.31	19.24


 Chief Engineer (N.A.U.)
 UPCL, Shakti Bhawan Bldg.
 14-Ashok Marg, Lucknow.

NAME OF ZONE/CIRCLE	ATC Losses (%)
	NOV, 2015
NAME OF ZONE :MEERUT	
EUDC MEERUT	35.02
EDC MEERUT	39.37
EDC BAGHPAT	40.56
NAME OF ZONE :GHAZIABAD	
EUDC I GHAZIABAD	15.80
EUDC II GHAZIABAD	9.62
EDC GHAZIABAD	30.71
EDC HAPUR	42.51
EDC I BULANDSHAHAR	39.40
EDC II BULANDSHAHAR	31.81
NAME OF ZONE: SAHARANPUR	
EUDC MUZAFFARNAGAR	23.21
EDC MUZAFFARNAGAR	49.10
EDC SHAMLI	57.45
EUDC SAHARANPUR	40.11
EDC SAHARANPUR	56.35
NAME OF ZONE: NOIDA	
NAME OF ZONE : MORADABAD	
EDC I MORADABAD	29.24
EDC BHEEMNAGAR	54.08
EDC II MORADABAD	50.05
EUDC MORADABAD	30.25
EDC RAMPUR	55.35
EDC BIJNOR	33.83
NAME OF ZONE : BAREILLY	
EDC BAREILLY	37.47
EDC BADAUN	29.52
EDC SHAHJAHANPUR	38.80
EUDC BAREILLY	29.52
NAME OF ZONE:LUCKNOW	
EDC RAIBAREILI	39.91
EDC UNNAO	30.07
EDC SITAPUR	27.10
EDC HARDOI	32.77
NAME OF ZONE:FAIZABAD	
EDC FAIZABAD	35.02
EDC SULTANPUR	30.13
EDC BARABANKI	29.12
NAME OF ZONE:DEVI PATAN	
EDC GONDA	24.77
NAME OF ZONE: L.E.S.A.	
EUDC I LESA	22.04
EUDC II LESA	21.10
EUDC III LESA	32.99
EDC IV LESA	37.59
EUDC VI LESA	28.77
EUDC VII LESA	22.19
EUDC VIII LESA	36.76
EUDC IX LESA	15.94
EUDC X LESA	32.04
NAME OF ZONE : AGRA	
EDC AGRA	35.08
EDC FIROZABAD	45.40
EUDC MATHURA	28.08
EDC MATHURA	37.92
EDC MAINPURI	64.56
NAME OF ZONE : ALIGARH	
EUDC ALIGARH	30.48
EDC ALIGARH	37.08
EDC HATHRAS	57.53


 N.C. SINGH, N.A.O.
 OPPCL, Sakshi Bnawan Extn.
 14-Ashok Marg, Lucknow;

NAME OF ZONE/CIRCLE	ATC Losses (%)
	NOV, 2015
EDC ETAH	35.52
NAME OF ZONE: KANPUR	
EDC KANPUR	40.04
EDC ETAWAH	61.79
EDC FARRUKHABAD	66.55
NAME OF ZONE : JHANSI	
EUDC JHANSI	34.31
EDC JHANSI	53.44
EDC ORAI	57.83
NAME OF ZONE : BANDA	
EDC BANDA	54.14
EDC HAMIRPUR	39.77
NAME OF ZONE : ALLAHABAD	
EDC I ALLAHABAD	28.87
EDC FATEHPUR	37.89
EDC II ALLAHABAD	37.77
EUDC I ALLAHABAD	43.11
EUDC II ALLAHABAD	45.02
NAME OF ZONE : GORAKHPUR	
EDC GORAKHPUR	43.58
EDC DEORIA	58.65
EUDC GORAKHPUR	37.42
NAME OF ZONE : BASTI	
EDC BASTI	44.77
NAME OF ZONE : VARANASI	
EUDC I VARANASI	27.40
EUDC II VARANASI	42.91
EDC VARANASI	42.44
EDC GHAZIPUR	47.20
EDC JAUNPUR	41.41
NAME OF ZONE : MIRZAPUR	
EDC I MIRZAPUR	57.02
EDC II MIRZAPUR	27.10
NAME OF ZONE : AZAMGARH	
EDC AZAMGARH	62.17
EDC MAU	58.08
NAME OF ZONE -KESCO	
CIRCLE-I	35.18
CIRCLE-II	13.52
CIRCLE-III	31.79
CIRCLE-IV	16.07

Chief Engineer (N.A.C.)
 GPPCL, Shakti Bhawan Extn.
 14-Ashok Marg, Lucknow.

Annexure-3

DETAIL OF STOA AND U.I. CHARGES

विषय:- वर्ष 2013-14 के ड्रू-अप एवं वर्ष 2016-17 की ए0आर0आर0 एवं टैरिफ याचिका हेतु सूचना उपलब्ध कराने के सम्बन्ध में।
सन्दर्भ:- पत्र संख्या 316/आर0ए0यू0/ए0आर0आर0. 2016-17 दिनांक 09 फरवरी 2016.

SL. NO.	STOA UNIT NAME	2013-14 Audited		2014-15 (Provisional)	
		Energy (kwh)	Amount	Energy (kwh)	Amount
1	PTC				
2	ADANI ENTERPRISES	466290810	1584460669	273037023	1050073601
3	GLOBLE ENERGY	119450948	390621777	92952328	307014989
4	GMR	90565930	405951402	0	0
5	JSWPTC	22718550	74971215	107237935	383144128
6	LANCO/NETS	13494900	53121439	23548800	131298689
7	MITTAL PROCESSORS	19594110	64794911	30789658	101605871
8	NTPC-VVNL	73740653	399622717	36490900	377320465
9	POWER PUR. TROUGH ENERGY EXCHANGE	404717335	1565279604	34144345	137421095
10	SREE CEMENT	1957473001	5769901180	1768077333	7287234450
11	TATA POWER TRADING CORPN.	0	0	74494470	35981184
TOTAL (STOA U.I. & REACTIVE CHARGES)		193518092	637580481	2440772792	9811094472
1	ANPARA-A	31229995	29421378	29763821	48737961
2	ANPARA-B	39332438	36140546	8855741	-17336868
3	PANKI	217869	-47362102	-6548959	-13026676
4	PARICHHA-A	2912431	-10495047	-3673324	-25266615
5	PARICHHA-B	2561539	-23090920	10448231	29981671
6	PARICHHA-C	12105121	-7055774	40657692	63770451
7	HARDUAGANJ			253615345	420977931
8	ROSA-I			-72583121	-148391856
9	ROSA-II	0	-369670931	-55230115	-109763480
10	CHUNAR CEMENT FACTORY	5712386	6054676	1300547	883600.00
11	DALLA CEMENT FACTORY	7501415	599817	356893	169799
12	KFCL (CHURK)	660731	-183218	5849947	-415727
13	NTPC-TANDA (Payble)	96575	3333733	-107688674	-226839728
14	J.P. VISHNUPRYAG	15497501	0	2007794	3329481
15	KHAMBHARKHERA	0	-6916541	-17617079	-36096014
16	BARKHERA	0	-10108370	-23731859	-67498349
17	KUNDARKHI	0	-2716517	-22325904	-76873650
18	MAQSOODPUR	0	-2126236	-23582840	-65579145
19	UTRAULA	290013	0	-22748397	-44676829
20	LANCO ANPARA-C	0		-60525416	-76645721
21	NPCL	7026177	-285741863	-15057654	-14703147
22	U.I. CHARGES FROM SLDC (A)	0	-5912632	-78457331	-355262911
23	NREB	125144191	-1052823017	24045970	5611339643
24	Reactive Pool A/C	273019975	275786510	0	-626557442
25	Reactive Rajsthan	0	-917770076	0	-441572
26	Reactive Delhi	0	-935319	0	179784
	Reactive Uttranchal	0	43329	0	-1363128
	U.I./REACTIVE CHARGES FROM NREB (B)	0	-8759243	0	0
	TOTAL U.I. (A+B)	273019975	-651634799	24045970	4983157285
		398164166	-1704457816	-54411361	4627894374

AAO

Chief Engineer (R.A.U.)
UPPCL, Shakti Bhawan Bldg,
16-Ashok Marg, Lucknow.

Sl. no.	Name of Agency	Particular	2012-13 (Audited)		2013-14 (Audited)		Energy in M.U. (Amount in Rs.)	
			Energy	Amount	Energy	Amount	Energy	Amount
1	APCPL	other	155.84	896775999				
2	BAJAJ ENERGY PVT. LTD.	other	2470.93	16495011083	436.88	2569856215		
3	CO-GENERATION	other	3718.54	14399075991	2384.90	17357044236		
4	COSTAL TAMILNADU	other	0.00		3331.76	14033963157		
5	INCENTIVE FROM CGS AGAINST POWER PURCHASE	other						
6	LANCO ANPARA POWER LTD.	other	3631.29	12056633306	5897.92	19470759102		
7	Madhya Pradesh	other						
8	NEDA	other						
9	NHPC	other	2507.09	9646999196				
10	NPCIL (RAPP & NAPP)	other	2260.32	6641733081	2765.08	10057606449		
11	NTPC	other	26295.91	81355877037	2397.23	7142787220		
12	PGCIL	other	0.00	11676731999	26354.33	83754268985		
13	POSOCO	other	0.00	57428458				
14	REBATE AGAINST POWER PURCHASE	other	6919.19	40524695836	7745.70	45064354519		
15	ROSA POWER SUPPLY CO.	other	0.00	-38313116				
16	SASAN (UMPP)	other	0.00					
17	SATLUJ JVNL	other	0.00					
18	SRI NAGAR H.E.P.	other	1156.94	325859	421.18	223201748		
19	SURCHARGE	other		3305130329	1310.13	6256071944		
20	THDC	other	0.00	7195000393				
21	UNSCHEDULED INTERCHANGE & REACTIVE ENERGY	other	1751.68	9076576110	0.00	4617850035		
22	UPJVNL	other	3249.41	15685054594	2290.64	9065544114		
23	UPRVNL	other	1342.80	748300380	398.16	-1704457816		
24	VISHNUPRAYAG	other	18561.26	53172992994	1061.14	687685651		
25	PTC TALA	other	1628.64	4177262250	23196.37	84865875362		
26	PTC KWEH (LTOA)	other	136.71	276164186	380.71	3561534478		
27	NVVN BUNDLE POWER	other			159.61	322421592		
28	ABCIL	other	40.83	168132975				
29	ACC	short term	75827.37	287516594940	358.54	1616355267		
30	ADANI EXPORT	short term			80890.26	321390057237		
31	GLOBAL ENERGY LTD.	short term	0.08	326668				
32	GMR ENERGY	short term	0	0				
33	JSW	short term	108.42	577432811	119.45	390621777		
34	KNOWLEDGE I.N.S.P. LTD.	short term			90.57	405951402		
35	LANCO / NETS	short term	127.34	729040978	22.72	74871215		
36	MITTAL PORCESSORS PVT. LTD.	short term	1425.14	5545352053	13.49	53121439		
37	NTPC V.V.N.L.	short term	9.91	222362226	19.59	64794911		
38	POWER PURCHASE THROUGH ENERGY EXCHANGE	short term	0.00	32940536	73.74	399622717		
39	POWER TRADING CORPORATION	short term	50.69	211836833	404.71	1563279604		
40	RELIANCE P.T.C.	short term	158.21	735830447	1957.47	5769901180		
41	SHREE CEMENT	short term			466.30	1584460669		
42	TATA POWER TRADING CO. LTD.	short term						
	Sub Total (Short Term)		0.00	7677013	193.52	637580481		
	Grand Total		1879.80	8062799565	3361.57	10946305395		
			77707.17	295579394505	84251.84	332336362632		

Chief Engineer (R.A.E.)
 Shri. OPCL, Shakti Bhawan Bldg.
 14-Asok Marg, Lucknow.

Annexure-4


Quarter

1


Company	Station	Total Amount Verified	Total Energy Verified (MU)	Rate (Rs./ kWh)
UPRVUNL	Total	1,947.81	5,890.31	3.31
UPJVNL	Total	16.09	240.05	0.67
CENTRAL SECTOR				
NTPC	Total	1,962.61	6,333.61	3.10
NHPC	Total	400.77	994.98	4.03
NPCIL	Total	187.10	619.29	3.02
IPP /JV	Total	2,320.97	5,592.21	4.15
COGEN	Total	370.42	848.22	4.37
NVVNL	Total	5.28	11.15	4.74
UI Charges	Total	(3.16)	(21.89)	1.44
UI Charges	Total	41.03	71.52	5.74
Central Pool	Total			
OPEN Excess	Total	80.99	173.16	4.68

S. S. S.
Chief Engineer (R.A.U.)
UPPCL, Shakti Bhawan Extn.
14-Ashtok Marg, Lucknow.

Month		April		
Company	Station	Total Amount Verified	Total Energy Verified (MU)	Rate (Rs./ kWh)
State Sector				
UPRVUNL	Total	602.07	1,916.11	3.14
UPJVN	Total	4.83	68.96	0.70
CENTRAL SECTOR				
NTPC	Total	718.35	2,026.20	3.55
NHPC	Total	122.27	227.44	5.38
NPCIL	Total	57.17	193.06	2.96
IPP /JV	Total	607.22	1,447.55	4.19
COGEN	Total	198.02	453.83	4.36
NVVNL	Total	1.51	3.51	4.32
UI Charges	Total	(2.15)	(13.92)	1.54
UI Charges Cental Pool	Total	10.22	(18.98)	(5.39)
OPEN Excess	Total	1.37	-	-


 Chief Engineer (R.A.U.)
 GPPCL, Shakti Bhawan Extn,
 14-Ashok Marg, Lucknow.

Month		May		
Company	Station	Total Amount Verified	Total Energy Verified (MU)	Rate (Rs./ kWh)
State Sector				
UPRVUNL	Total	696.62	2,081.69	3.35
UPJVNL	Total	5.85	86.84	0.67
CENTRAL SECTOR				
NTPC	Total	692.83	2,282.88	3.03
NHPC	Total	152.07	370.71	4.10
NPCIL	Total	62.84	215.29	2.92
IPP /JV	Total	847.47	2,135.06	3.97
COGEN	Total	120.11	274.99	4.37
NVVNL	Total	2.02	4.05	4.99
UI Charges	Total	(0.87)	(6.28)	1.39
UI Charges Cental Pool	Total	10.11	23.30	4.34
OPEN Excess	Total	40.66	92.72	4.39


 Chief Engineer (R.A.S.)
 UPFCL, Shakti Bhawan Extn.
 14-Ashok Marg, Lucknow.

Month June


Company	Station	Total Amount Verified	Total Energy Verified (MU)	Rate (Rs./ kWh)
State Sector				
UPRVUNL	Total	649.12	1,892.51	3.43
UPJVNL	Total	5.42	84.25	0.64
CENTRAL SECTOR				
NTPC	Total	551.43	2,024.53	2.72
NHPC	Total	126.44	396.83	3.19
NPCIL	Total	67.10	210.93	3.18
IPP /JV	Total	866.28	2,009.59	4.31
COGEN	Total	52.29	119.39	4.38
NVVNL	Total	1.75	3.59	4.87
UI Charges	Total	(0.14)	(1.69)	0.83
UI Charges Cental Pool	Total	20.71	67.20	3.08
OPEN Excess	Total	38.96	80.44	4.84

Chick
Chief Engineer (R.A.U.)
UPPCL, Shakti Bhawan Extn.
14-Ashok Marg, Lucknow.

Quarter 2

July 2013 to September 2013

Company	Station	Main Amount Verified	Supplementary Amount Verified	Total Amount Verified	Total Energy Verified (MU)	Rate (Rs./ kWh)
UPRVUNL	Total	1,909.79	29.61	1,939.40	5,643.05	3.44
UPJVNL	Total	21.67	-	21.67	335.49	0.65
CENTRAL SECTOR						
NTPC	Total	1,939.91	(13.96)	1,925.95	6,715.21	2.87
NHPC	Total	274.66	7.60	282.26	991.84	2.85
NPCIL	Total	153.12	(0.79)	152.34	523.29	2.91
IPP /JV	Total	2,706.87	201.41	2,908.28	5,807.49	5.01
COGEN	Total	59.79	0.31	60.10	142.79	4.21
NVVNL	Total	33.15	0.38	33.54	73.61	4.56
UI Charges	Total	(6.83)	(4.06)	(10.89)	(94.84)	1.15
UI Charges Central Pool	Total	3.50	0.17	3.67	(119.39)	(0.31)
OPEN Excess	Total	89.43	(1.68)	87.75	342.91	2.56


 Chief Engineer (R.A.E.)
 UPPCL, Shakti-Bhawan Extn.
 14-Ashok Marg, Lucknow.


Month	July	Main	Supp			
Company	Station	Main Amount Verified	Supplementary Amount Verified	Total Amount Verified	Total Energy Verified (MU)	Rate (Rs./ kWh)
State Sector						
UPRVNL	Total	610.48	30.05	640.53	1,834.31	3.49
UPJVNL	Total	7.25	-	7.25	113.95	0.64
CENTRAL SECTOR						
NTPC	Total	691.12	1.25	692.37	2,356.10	2.94
NHPC	Total	96.80	3.95	100.75	365.05	2.76
NPCIL	Total	44.58	0.09	44.66	152.77	2.92
IPP /JV	Total	992.42	(0.11)	992.31	2,138.64	4.64
COGEN	Total	23.70	0.31	24.00	56.74	4.23
NVVNL	Total	1.53	0.02	1.55	3.65	4.24
UI Charges	Total	(5.64)	(2.43)	(8.08)	(73.99)	1.09
UI Charges	Total	1.13	0.31	1.44	(30.84)	(0.47)
Central Pool	Total					
OPEN Excess	Total	26.64	(0.05)	26.59	63.80	4.17

Chief Engineer (R.A.U.)
 UPPCL, Shakti Bhawan Extn,
 14-Ashok Marg, Lucknow.

Month	Aug	Main	Supp			
Company	Station	Main Amount Verified	Supplementary Amount Verified	Total Amount Verified	Total Energy Verified (MU)	Rate (Rs./ kWh)
State Sector						
UPRVUNL	Total	645.34	-	645.34	1,894.87	3.41
UPJVNL	Total	6.85	-	6.85	104.88	0.65
CENTRAL SECTOR						
NTPC	Total	657.70	(15.50)	642.21	2,274.71	2.82
NHPC	Total	95.33	1.72	97.04	357.00	2.72
NPCIL	Total	53.76	(0.88)	52.88	184.20	2.87
IPP /JV	Total	884.40	121.42	1,005.81	1,920.02	5.24
COGEN	Total	18.07	-	18.07	42.78	4.22
NVVNL	Total	10.31	0.36	10.67	24.47	4.36
UI Charges	Total	(1.13)	(0.96)	(2.09)	(18.76)	1.11
UI Charges	Total	1.24	(0.03)	1.21	(42.47)	(0.28)
Central Pool	Total					
OPEN Excess	Total	61.94	(1.45)	60.48	279.11	2.17

Chief Engineer (R.A.S.)
 UPPCL, Shakti Bhawan Extn.
 14-Ashok Marg, Lucknow.


Month	Sep	Main	Supp			
Company	Station	Main Amount Verified	Supplemen- tary Amount Verified	Total Amount Verified	Total Energy Verified (MU)	Rate (Rs./ kWh)
State Sector						
UPRVUNL	Total	653.97	(0.44)	653.53	1,913.87	3.41
UPJVNL	Total	7.57	-	7.57	116.66	0.65
CENTRAL SECTOR						
NTPC	Total	591.08	0.29	591.37	2,084.41	2.84
NHPC	Total	82.54	1.93	84.47	269.79	3.13
NPCIL	Total	54.79	-	54.79	186.32	2.94
IPP /JV	Total	830.05	80.11	910.16	1,748.83	5.20
COGEN	Total	18.02	-	18.02	43.27	4.17
NVVNL	Total	21.31	-	21.31	45.49	4.69
UI Charges	Total	(0.07)	(0.66)	(0.727)	(2.09)	3.48
UI Charges Central Pool	Total	1.14	(0.12)	1.02	(46.07)	(0.22)
OPEN Excess	Total	0.85	(0.18)	0.67	-	-


 Chief Engineer (R.A.S.)
 WPPCL, Shakti Bhawan Extn,
 14-Ashok Marg, Lucknow.


Quarter 3

October 2014 to December 2014

Company	Station	Main Amount Verified	Supplementary Amount Verified	Total Amount Verified	Total Energy Verified (MU)	Rate (Rs./ kWh)
State Sector						
UPRVUNL	Total	2,126.37	-	2,126.37	5,570.21	3.82
UPJVNL	Total	13.05	-	13.05	192.58	0.68
CENTRAL SECTOR						
NTPC	Total	2,128.26	9.62	2,137.89	6,566.22	3.26
NHPC	Total	210.43	80.54	290.97	485.21	6.00
NPCIL	Total	152.20	(0.68)	151.53	355.87	4.26
IPP /JV	Total	2,667.03	213.91	2,880.94	6,076.07	4.74
Solar	Total	2.92	-	2.92	1.63	17.89
COGEN	Total	290.66	-	290.66	645.49	4.50
NVVNL	Total	68.35	-	68.35	145.33	4.70
UI Charges	Total	2.05	-	2.05	23.90	0.86
UI Charges Central Pool	Total	-	-	-	-	-
OPEN Excess	Total	165.55	-	165.55	419.85	3.94


 Chief Engineer (R.A.C.)
 UPPCL, Shakil Bhawan Bldg
 14-Ashok Marg, Lucknow.


Month	Oct	Main	Supp			
Company	Station	Main Amount Verified	Supplementary Amount Verified	Total Amount Verified	Total Energy Verified (MU)	Rate (Rs./ kWh)
State Sector						
UPRVUNL	Total	672.99	-	672.99	1,818.95	3.70
UPJVNL	Total	6.86	-	6.86	109.79	0.62
CENTRAL SECTOR						
NTPC	Total	688.42	2.57	690.99	2,120.76	3.26
NHPC	Total	96.09	80.54	176.63	254.69	6.94
NPCIL	Total	44.78	0.16	44.93	162.12	2.77
IPP /JV	Total	911.80	88.42	1,000.22	2,045.08	4.89
Solar	Total	1.21	-	1.21	0.68	17.89
COGEN	Total	23.83	-	23.83	56.06	4.25
NVVNL	Total	21.58	-	21.58	43.74	4.93
UI Charges	Total	0.85	-	0.85	9.06	0.94
UI Charges Central Pool	Total	-	-	-	-	-
OPEN Excess	Total	105.49	-	105.49	242.83	4.34


Chief Engineer (R.A.S.)
UPPCL, Shakti Bhawan Extn.
14-Ashok Marg, Lucknow.

Month	Nov	Main	Supp			
Company	Station	Main Amount Verified	Supplementary Amount Verified	Total Amount Verified	Total Energy Verified (MU)	Rate (Rs./ kWh)
State Sector						
UPRVUNL	Total	700.04	-	700.04	1,785.38	3.92
UPJVNL	Total	2.33	-	2.33	27.62	0.84
CENTRAL SECTOR						
NTPC	Total	716.50	1.27	717.77	2,224.37	3.23
NHPC	Total	64.89	-	64.89	138.66	4.68
NPCIL	Total	58.70	(0.36)	58.34	20.27	28.78
IPP /JV	Total	908.45	45.60	954.04	2,075.13	4.60
Solar	Total	0.98	-	0.98	0.55	17.89
COGEN	Total	48.91	-	48.91	107.58	4.55
NVVNL	Total	20.77	-	20.77	42.34	4.91
UI Charges	Total	(0.57)	-	(0.57)	5.02	(1.14)
UI Charges Central Pool	Total	-	-	-	-	-
OPEN Excess	Total	51.93	-	51.93	149.92	3.46


Chief Engineer (K.A.C.)
 UPPCL, Shakti Bhawan Bldg.
 14-Ashok Marg, Lucknow.

Month	Dec	Main	Supp			
Company	Station	Main Amount Verified	Supplementary Amount Verified	Total Amount Verified	Total Energy Verified (MU)	Rate (Rs./ kWh)
State Sector						
UPRVUNL	Total	753.34	-	753.34	1,965.88	3.83
UPJVNL	Total	3.86	-	3.86	55.17	0.70
CENTRAL SECTOR						
NTPC	Total	723.34	5.79	729.13	2,221.10	3.28
NHPC	Total	49.45	-	49.45	91.86	5.38
NPCIL	Total	48.73	(0.47)	48.25	173.48	2.78
IPP /JV	Total	846.78	79.89	926.67	1,955.86	4.74
Solar	Total	0.73	-	0.73	0.41	17.90
COGEN	Total	217.92	-	217.92	481.85	4.52
NVVNL	Total	26.00	-	26.00	59.25	4.39
UI Charges	Total	1.77	-	1.77	9.82	1.80
UI Charges Central Pool	Total	-	-	-	-	-
OPEN Excess	Total	8.13	-	8.13	27.10	3.00



 GPPCL, State Power Corp.
 16-Ashok Marg, Lucknow.

Quarter 4 OF FY 2013-14 January 2014 to March 2014


Company	Station	Main Amount Verified	Supplementary Amount Verified	Total Amount Verified	Total Energy Verified (MU)	Rate (Rs./ kWh)
UPRVUNL	Total	2,129.52	2.14	2,131.65	5,761.26	3.70
UPJVNL	Total	15.38	(0.32)	15.05	221.80	0.68
CENTRAL SECTOR						
NTPC	Total	2,130.26	215.57	2,345.83	6,563.72	3.57
NHPC	Total	171.10	(5.22)	165.89	2,981.99	0.56
NPCIL	Total	180.06	0.32	180.37	615.21	2.93
IPP /JV	Total	2,138.32	104.09	2,242.41	4,413.79	5.08
Solar	Total	2.88	-	2.88	1.61	17.90
COGEN	Total	721.35	0.39	721.75	1,671.28	4.32
NVVNL	Total	61.02	-	61.02	135.06	4.52
UI Charges	Total	(6.47)	-	(6.47)	(29.08)	2.22
UI Charges Central Pool	Total	-	-	-	-	-
OPEN Excess	Total	367.50	-	367.50	1,097.33	3.35


Chief Engineer (R.A.W.)
UPPCL, Shakti Bhawan Extn.
14-Ashok Marg, Lucknow


Month	Jan	Main	Supp			
Company	Station	Main Amount Verified	Supplementary Amount Verified	Total Amount Verified	Total Energy Verified (MU)	Rate (Rs./ kWh)
State Sector						
UPRVUNL	Total	808.54	-	808.54	2,176.20	3.72
UPJVNL	Total	4.94	(0.32)	4.61	71.44	0.65
CENTRAL SECTOR						
NTPC	Total	705.49	48.35	753.84	2,264.73	3.33
NHPC	Total	44.08	1.93	46.01	81.97	5.61
NPCIL	Total	62.22	0.21	62.44	214.31	2.91
IPP /JV	Total	691.48	8.11	699.59	1,355.45	5.16
Solar	Total	0.69	-	0.69	0.39	17.89
COGEN	Total	258.82	0.04	258.86	593.15	4.36
NVVNL	Total	20.02	-	20.02	46.19	4.33
UI Charges	Total	(0.57)	-	(0.57)	(1.66)	3.40
UI Charges Central Pool	Total	-	-	-	-	-
OPEN Excess	Total	150.79	-	150.79	454.16	3.32


Chief Engineer (R.A.U.)
UPPCL, Shakti Bhawan Extn.
14-Ashok Marg, Lucknow.

Month	Feb	Main	Supp			
Company	Station	Main Amount Verified	Supplementary Amount Verified	Total Amount Verified	Total Energy Verified (MU)	Rate (Rs./ kWh)
State Sector						
UPRVUNL	Total	646.73	2.14	648.87	1,674.07	3.88
UPJVNL	Total	4.94	-	4.94	70.42	0.70
CENTRAL SECTOR						
NTPC	Total	684.46	5.82	690.28	2,141.16	3.22
NHPC	Total	42.72	1.31	44.04	105.88	4.16
NPCIL	Total	55.67	0.10	55.77	191.18	2.92
IPP /JV	Total	720.30	3.26	723.56	1,470.66	4.92
Solar	Total	1.05	-	1.05	0.58	17.89
COGEN	Total	232.16	0.15	232.31	537.66	4.32
NVVNL	Total	19.31	-	19.31	43.87	4.40
UI Charges	Total	(4.53)	-	(4.53)	(22.47)	2.02
UI Charges Central Pool	Total	-	-	-	-	-
OPEN Excess	Total	84.45	-	84.45	249.06	3.39


Engineer (R.A.S.)
 UPFCL, Srigiri Bhawan Extn.
 14-Ashok Marg, Lucknow.

Month	Mar	Main	Supp			
Company	Station	Main Amount Verified	Supplementary Amount Verified	Total Amount Verified	Total Energy Verified (MU)	Rate (Rs./ kWh)
State Sector						
UPRVUNL	Total	674.24	-	674.24	1,910.99	3.53
UPJVNL	Total	5.50	-	5.50	79.94	0.69
CENTRAL SECTOR						
NTPC	Total	740.31	161.41	901.72	2,157.82	4.18
NHPC	Total	84.30	4.95	89.26	2,794.15	0.32
NPCIL	Total	62.16	-	62.16	209.72	2.96
IPP /JV	Total	726.54	92.72	819.26	1,587.68	5.16
Solar	Total	1.14	-	1.14	0.64	17.91
COGEN	Total	230.36	0.20	230.57	540.46	4.27
NVVNL	Total	21.69	-	21.69	45.00	4.82
UI Charges	Total	(1.37)	-	(1.37)	(4.94)	2.77
UI Charges Central Pool	Total	-	-	-	-	-
OPEN Excess	Total	132.25	-	132.25	394.12	3.36


Chief Engineer (R.A.U.)
UPPCL, Shakti Bhawan Extn.
10-Ashok Marg, Lucknow.

Annexure-8

भारतीय गैर न्यायिक



INDIA NON JUDICIAL

उत्तर प्रदेश UTTAR PRADESH

73AC 894239

BEFORE THE HON'BLE UTTAR PRADESH ELECTRICITY REGULATORY COMMISSION,
KISAN MANDI BHAWAN, GOMTINAGAR, LUCKNOW

Receipt Register No.: _____

Petition No.: _____

IN THE MATTER OF

MODIFICATION OF TARGET IN RESPECT OF RENEWABLE PURCHASE OBLIGATION.

AND

IN THE MATTER OF

1. UTTAR PRADESH POWER CORPORATION LIMITED, LUCKNOW
2. MADHYANCHAL VIDYUT VITRAN NIGAM LIMITED, LUCKNOW.
3. POORVANCHAL VIDYUT VITRAN NIGAM LIMITED, VARANASI.
4. DAKSHINANCHAL VIDYUT VITRAN NIGAM LIMITED, AGRA.
5. PASCHIMANCHAL VIDYUT VITRAN NIGAM LIMITED, MEERUT.
6. KANPUR ELECTRICITY SUPPLY COMPANY LIMITED (KESCO).

I, Sanjay Agarwal, son of Sri R. C. Agarwal, being the Chairman of above named companies, respectfully submit on oath as under:-

Sanjay

Chief Engineer (R) Contd.....2
UPPER Shakti Bhawan Extn,
14-Ashok Marg, Lucknow,

1. That Hon'ble Commission, through notification No. UPERC/Secy/Regulation/10 - 787 Lucknow : Dated, 17th August , 2010, has notified Uttar Pradesh Electricity Regulatory Commission (Promotion of Green Energy through Renewable Purchase Obligation) Regulations, 2010.
2. That clause 4 of above RPO Regulation-2010, provide that every distribution licensee is required to purchase a minimum percentage of its total consumption of electricity (in kWh) from renewable energy sources under the renewable purchase obligation during each financial year. The prescribed minimum purchase as stipulated in the Regulation for the period FY2010-11 to FY2012-13 is as below:

Year	Minimum quantum of purchase from renewable energy sources as % age of total energy consumed (in kWh)		
	Non-Solar	Solar	Total(2+3)
(1)	(2)	(3)	(4)
2010-11	3.75	0.25	4
2011-12	4.50	0.50	5
2012-13	5.00	1.00	6

3. That in order to meet the renewable purchase obligation of the Discoms as per the above regulations, UPPCL on behalf of Discoms has been signing agreements for purchase of renewable power from various sources. The status of compliance with respect to non-solar and solar renewable power during the past few years has been as below:

Non-solar

		Status of RPO-Fulfilment		
		Non-Solar		
Financial Year	Renewable Energy Purchased (MU)	Total Energy Purchased (MU)	Target as per Regulation	RPO Achieved (A/B*100)
2010-11	2978.77	65375.42	3.75	4.56
2011-12	5152.37	74479.61	4.50	6.92
2012-13	3619.98	77707.16	5.00	4.66
2013-14	3318.20	84251.84	5.00	3.94
2014-15	2883.61	86431.18	5.00	3.34

Sanyal

Chief Engineer (K.A.U)
UPPCL, Shakti Bhawan Bldg,
14-Ashok Marg, Lucknow.


Solar

			Status of RPO-Fulfilment	
			Solar	
Financial Year	Renewable Energy Purchased (MU)	Total Energy Purchased (MU)	Target as per Regulation	RPO Achieved (A/B*100)
2010-11	0	65375.42	0.25	0.00
2011-12	0	74479.61	0.50	0.00
2012-13	11.04	77707.16	1.00	0.01
2013-14	82.29	84251.84	1.00	0.10
2014-15	141.82	86431.18	1.00	0.16

Total

Financial Year	Renewable Energy Purchased (MU)	Total Energy Purchased (MU)	Target as per Regulation		Total Target	RPO Achieved (2/3*100)
			Non-Solar	Solar		
1	2	3	4	5	6	7
2010-11	2978.77	65375.42	3.75	0.25	4.00	4.56
2011-12	5152.37	74479.61	4.50	0.50	5.00	6.92
2012-13	3631.02	77707.16	5.00	1.00	6.00	4.67
2013-14	3400.49	84251.84	5.00	1.00	6.00	4.04
2014-15	3025.43	86431.18	5.00	1.00	6.00	3.50

4. That State of Uttar Pradesh was left with very little hydro potential after its bifurcation and creation of separate State of Uttarakhand in the year 2000 under the State Re-organization Act.
5. That the Discoms/UPPCL have successfully achieved the prescribed RPO targets on cumulative basis for the period FY 2010-11, 2011-12, and FY 2012-13, exceeding the obligation in FY 2010-11, 2011-12 and slightly missing the target in the year FY 2012-13.
6. That with increased demand of Discoms/UPPCL from FY 2013-14 the Discoms/UPPCL are finding difficult to meet the RPO targets. The problem became more acute with increase in percentage of solar purchase obligation and non availability of commensurate solar power in the State/market. It is now almost impossible for Discoms/UPPCL to meet its overall renewable purchase obligations from the resources available within the State.


 Chief Engineer (R.A.C.)
 UPPCL, Shakti Bhawan Extn.
 14-Ashok Marg, Lucknow.

7. It is also respectfully submitted that as per the scheme of the regulations, Discoms/UPPCL are required to purchase renewable energy certificates against the balance renewable obligation. However, due to dearth of finances and lack of infrastructure & knowledge with the DisComs it could not happen during all these years. However, during all this period, DisComs/UPPCL were making concerted efforts to procure renewable/solar power to promote green energy and to meet their solar purchase obligations.
8. In the above context it is also to highlight that to promote solar power Govt. of U.P. notified a separate Solar Power Policy 2013. Under this Solar Energy Policy, solar power plants of a total capacity of 500 megawatt are targeted to be set up by 2017.
9. It is heartening to inform the Hon'ble Commission that because of initiative of U.P. government and effort made by the Discoms/UPPCL in this regard Discoms/UPPCL have now signed PPAs for 567 MW solar capacity with the solar power generators :

Particulars	Capacity	Year of Commissioning as per PPA
Running	67 MW	
Phase-I bidding conducted by UPNEDA. PPA signed by UPPCL	130 MW	2014-15
Phase-II bidding conducted by UPNEDA. PPA signed by UPPCL	105 MW	2016-17
Phase-III bidding conducted by UPNEDA. PPA execution under progress.	215 MW	(a) 115 MW (13 Bidders below 25 MW): 13months from the date of PPA. (b) 100 MW (2 bidders of 50 MW each): 18months from the date of PPA.
From BSUL through MOU Route. PPA execution under progress.	50 MW	18months from the date of PPA.
Total	567 MW	

Sanyal

Chief Engineer (R.A.U.)
UPPCL, Shakti Bhawan Extn.
14-Ashok Marg. Lucknow.

10. Similarly, Discoms/UPPCL are also exploring options to enhance the non-solar renewable capacity. Almost 1350 MW non-solar renewable capacity has been tied up by Discoms/UPPCL

Particulars	Capacity(MW) Running	Capacity(MW) Under construction
Co-Gen		
• Bagasse Based	1190.16	60
• Biomass Based	33	0
Non-Conventional/RE		
• Flue Gas Based	20	-
• Small Hydro	-	20.95
Captive (Coal Based)	26.5	

11. It is to further submit that UPPCL is in the process of procuring additional 500 MW (approx.) under the aegis of SECI. Accordingly, it is evident that UPPCL is making relentless efforts to fulfil its responsibility of RPO.

12. It is to submit further that for purchase of renewable energy and for development of pollution free energy the Board of Directors of UPPCL in its 116th meeting held on 03-06-2015 took a decision and subsequently advertisements were issued in various newspapers for purchase of power generated through renewable sources of energy for achieving the target set by the Hon'ble Commission. That against above notice the response was not very encouraging and UPPCL received only 6 proposals totalling to 32 MW for RE generation based on Spent Wash, Black Liquor/Biogas. Out of 32 MW capacity, 27 MW was for FY 2015-16 and 5 MW for FY 2016-17. It is pertinent to submit that to meet the specified RPO target the Petitioner is not rejecting any proposal from NCE generators for entering into PPAs at preferential tariff.

13. It is further submitted that there are genuine difficulties in complying with the Renewable Purchase Obligations due other reasons as stated under:-

- Considerable delay in commissioning of new RE projects by the developers.
- 5 micro-hydle Power Projects aggregating to 20.95 MW being non functional.

Sanyas

Chief Engineer (R.A.S.)
UPPCL, Shakti Bhawan Extn
14 Ashok Marg, Lucknow.

- 3 Biomass base projects aggregating to 30.5 MW being non functional.
- The existing RE projects are presently operating at very low plant load factor.

14. That it is further submitted that the distribution companies are gearing up to enhance the supply hours to all consumers w.e.f. October 2016 as detailed under-


Category of Load	Min. Av. Supply Hours in a month w.e.f. Oct. 2016
Rural	16:00
Tehsil	18:00
District HQ	22:00
Commissionary HQ	24:00
Mahanagar	24:00
Bundelkhand Area	24:00
Industries, Railways, Lucknow, TTZ area, and improvement Utility Feeders.	24:00

15. In order to achieve the above targets, after October 2016, total energy requirement for FY2015-16 & FY2016-17 is expected to be 110231 MU & 125627 MU respectively.

16. That as per the provisions of UPERC (Promotion of Green Energy) Regulations 2014, for the increase in supply to consumers, Discoms/UPPCL will be required to purchase almost double of present quantum of renewable energy to fulfil the RP obligations. Renewable power in such quantum is presently not available in the State and establishing such additional renewable capacities within the State is definitely going to take some time.

17. The Commission may appreciate that it is also the responsibility of Discoms/UPPCL to provide electricity to the consumers at affordable prices. In this context it is humbly submitted that average cost per unit of solar plants is almost double the per unit cost of conventional plants and for increased hours of supply minimum 16 hrs. for Rural and 22-24 hrs for urban w.e.f. Oct 2016 Discoms/UPPCL will have to procure significant capacity of solar power at almost double the price which in turn is going to adversely impact the retail tariffs of consumers. This sudden and quantum increase in renewable power may lead to tariff shock for small retail consumers.

Sanyal



Chief Engineer (R.A.U.)
UPPCL, Shakti Bhawan Bldg,
14-Ashok Marg, Lucknow,

18. That from the above, it is evident that despite several attempts to procure power from renewal sources, the petitioner has not been successful in its effort to meet the RPO compliance in its true spirit.
19. That the Petitioner has also detailed the availability constraints and other factors which are beyond its control owing to which it has not been able to full fill the RPO obligations.
20. In this context, it is also to mention that coordinated planning of conventional and renewable power generation is an extremely complex task to achieve. The first and foremost responsibility of the State is to ensure as much power to the consumers of the State as possible at reasonable rates. Issue of completing RPO, although being extremely important, cannot be equated in priority to availability of supply that too at higher tariff. The result would be that generation from renewable sources has to logically follow the trend of development in conventional generation rather than being a parallel and simultaneous growth. It is a largely known feature that a thermal power project has a much longer gestation period and it involves different uncertain parameters in terms of land clearance, forest clearance, development of rail transport system, canal system for water availability, therefore delivery schedule of power from a conventional thermal generating station cannot be ascertained in future with certainty. In such a scenario, if a co-terminus planning is done for simultaneous development of conventional and renewable generation, there is significantly higher probability that renewable sources may get connected to grid much in advance of the commensurate conventional thermal generation thereby burdening the consumers with higher tariff. In this scenario, it becomes pertinent that conventional generation should be given at least 2 years lead as compared to the matching renewable generation and thereby the obligation of fulfilling RPO responsibility. In nutshell, it is not only logical but imperative that RPO of any year should be linked with the procurement of power 2 years prior to it i.e. RPO of "nth year" should be linked with power purchase of DISCOMS of "(n-2)nd year" on a rolling basis. This dispensation not only takes care of the uncertainty involved in thermal generation but it also takes care of unnecessary burdening of renewable

Sanyal
Chief Engineer (R.A.O)
UPPCL, Shakti Bhawan E
14, Ashok Marg, Lucknow

obligation, which would result in higher tariff to consumer and at the same time it casts a specified responsibility on the licensees to adhere to the specified RPO limits .

21. That in view of submissions made above, considering the effort made by the Discoms/UPPCL and practical difficulties, the Hon'ble Commission is humbly requested not to take any penal action against the Discoms/UPPCL and exempt Discoms/UPPCL from the requirement of transferring funds equal to shortfall quantum at the forbearance price to the designated account for short fall in meeting the RP obligations w.e.f. FY2011-12 to FY2014-15, since licensees are already under heavy financial crunch.
22. That the Regulation 4.2,17,18 Uttar Pradesh Electricity Regulatory Commission (Promotion of Green Energy through Renewable Purchase Obligation) Regulations, 2010 provides that :
"4.2 The Commission may, either on its own motion or on recommendation of the State Agency or on receipt of an application from the obligated entity, revise for any year the percentage targets given in clause 4.1 hereinabove as deemed appropriate."
23. The regulations under Clause 16 "Redressal Mechanism" also provide that all disputes arising out of or under these regulations shall be decided by the Commission on a petition made in this behalf by the person aggrieved and under Clause 17 "General Power to Amend" provide that The Commission may, at any time and on such terms as it may deem fit, amend / vary / delete / modify any of the provisions of these regulations and make necessary amendments thereof.
24. That in light of above, the Petitioner humbly request the Hon'ble Commission to kindly amend the minimum percentage targets for the purchase of power from renewal energy sources for FY2013-14 to FY2014-15 and approve the same as per the actual achievement made so far. Further, in view of quantum jump in power requirement of the Discoms from the financial year 2014-15 onwards, Hon'ble Commission is requested to fix the combined renewable purchase obligations (Solar + Non Solar) as 5%.



Chief Engineer A.E.
UPPCL, Shakti Bhawan Extn.
14-Ashok Marg, Lucknow.


Prayer

The Petitioner respectfully prays the Hon'ble Commission:-

- a) To admit this Review Petition.
- b) To set off the shortfall of FY2012-13 by over achievement of FY2011-12, as it is obvious from the averment that Discoms/ UPPCL missed RPO Target for FY2012-13 by 1.33%, whereas it had overachieved its target in FY2011-12 by 1.92%. Further, Hon'ble Commission is also requested to revise the percentage target of RPO for FY2013-14 & FY2014-15 as per the actual achievement made in these years on the grounds mentioned in the petition.
- c) To fix the combined renewable purchase obligations (Solar+ Non Solar) of "nth year" from the financial year 2015-16 and onwards as 5% of power procured of the "(n-2)nd year" for reasons stated in para 20 of the petition.
- d) To issue any other orders which Hon'ble Commission may deem fit.

Date : , 2015
Lucknow.


(Sanjay Agarwal)
DEPONENT


Chief Engineer (R.A.U.)
UPPCL, Shakti Bhawan Extn.
14-Ashok Marg, Lucknow

Annexure-10

Cost Structure

Rs./kwh

Region	State	Utility	2013-12										ACS
			Power Purchase	Fuel Cost	Employee Cost	O&M Cost	Interest Cost	Depreciation	Admin & Gen Exp	Other Exp.			
Eastern	Bihar	BSEB	3.54	0.07	0.75	0.07	1.17	0.10	0.04	0.16	5.89		
		JSEB	3.07	0.06	0.29	0.05	0.50	0.12	0.06	2.25	6.40		
	Jharkhand	CESCO	2.44	0.00	0.50	0.04	0.13	0.08	0.15	0.00	3.34		
		GRIDCO	2.28	0.00	0.00	0.00	0.31	0.08	0.00	0.08	2.75		
	Orissa	NEESCO	2.85	0.00	0.41	0.03	0.08	0.03	0.10	0.04	3.53		
		OUPCL	0.00	0.00	0.30	0.06	0.04	0.25	0.04	0.05	0.75		
	Sikkim West Bengal	OPGCL	0.00	0.99	0.12	0.17	0.00	0.06	0.06	0.00	1.39		
		OPTCL	0.00	0.00	0.12	0.02	0.02	0.06	0.04	(0.01)	0.25		
		SESCO	1.60	0.00	0.49	0.03	0.08	0.06	0.18	0.03	2.45		
		WESCO	2.84	0.00	0.29	0.03	0.09	0.02	0.06	0.03	3.36		
		Sikkim PD	0.14	0.02	0.63	0.36	0.00	0.00	0.00	0.00	1.15		
		WBPDCL	0.00	2.29	0.15	0.12	2.26	0.19	0.16	0.00	3.17		
		WBSEDCL	3.67	0.00	0.35	0.07	0.22	0.11	0.04	0.01	4.47		
		WBSETCL	0.00	0.00	0.03	0.01	0.05	0.04	0.02	(0.00)	0.15		
North Eastern		Arunachal Pradesh	Arunachal PD	3.20	0.05	1.70	0.39	0.17	0.00	0.00	5.52		
			AEGCL	0.00	0.00	0.18	0.03	0.04	0.10	0.01	0.50	0.86	
	Assam	APGCL	0.00	1.88	0.39	0.14	0.16	0.19	0.06	0.13	2.94		
		APDCL	3.76	0.00	0.77	0.06	0.15	0.10	0.04	(0.24)	4.64		
	Manipur	Manipur PD	3.76	0.02	1.35	0.13	0.19	1.44	0.00	0.00	6.88		
		MeSEB	2.61	0.00	0.89	0.11	0.44	0.16	0.08	0.00	4.30		
	Meghalaya	MeECL	3.25	0.00	1.39	0.37	0.02	0.00	0.00	0.00	5.64		
		Mizoram PD	3.58	0.00	1.03	0.31	0.30	0.29	0.00	0.01	5.52		
	Nagaland	Nagaland PD	1.64	1.47	0.77	0.15	0.00	0.36	0.00	0.00	4.39		
		TSECL	4.74	0.00	0.21	0.08	0.42	0.11	0.13	0.00	5.69		
	Northern	Delhi	BSES Rajdhani	4.74	0.00	0.21	0.08	0.42	0.11	0.13	0.00	5.69	
			BSES Yamuna	4.79	0.00	0.25	0.08	0.44	0.12	0.10	0.01	5.79	
		Haryana	Delhi Transco	0.00	0.00	0.03	0.01	0.02	0.04	0.01	0.07	0.17	
			Indraprastha	0.00	2.97	0.41	0.22	0.22	0.15	0.13	(0.14)	3.95	
Haryana		NDPL	3.88	0.14	0.29	0.13	0.36	0.16	0.06	0.00	5.02		
		Pragati	0.00	2.37	0.11	0.07	0.14	0.27	0.08	(0.05)	2.98		
Haryana		DHSVNL	3.73	0.00	0.27	0.02	0.27	0.04	0.02	0.04	4.41		
		HPGCL	0.00	3.15	0.09	0.09	0.57	0.28	0.02	(0.01)	4.22		
Haryana		HVPNL	0.00	0.00	0.09	0.02	0.08	0.04	0.03	0.00	0.28		
		UHBVNL	3.94	0.00	0.27	0.01	0.58	0.07	0.04	0.01	4.93		

S. Singh
 Chief Engineer (R.A.B.)
 PFCCL, Shakti Bhawan Extn
 14-Ashtok Marg, Lucknow,

Cost Structure

Rs./kwh

Region	State	Utility	2011-12										ACS
			Power Purchase	Fuel Cost	Employee Cost	OS&M Cost	Interest Cost	Depreciation	Admin & Gen Exp	Other Exp.			
Northern	Himachal Pradesh	HPSEB	2.70	0.00	1.05	0.06	0.25	0.20	0.05	0.23	4.53		
		HPSEB Ltd.	0.00	0.00	0.26	0.11	0.67	1.06	0.03	0.02	2.15		
		J&K PDCL	3.39	0.01	0.46	0.05	0.01	0.10	0.00	0.00	4.03		
	Jammu & Kashmir	J&K PDD											
		PSEB	1.36	0.89	0.86	0.09	0.57	0.17	0.02	0.06	3.97		
		PSPCL	3.63	0.00	0.73	0.04	1.38	0.14	0.03	2.39	8.35		
	Rajasthan	AVVNL	3.18	0.00	0.68	0.05	1.15	0.12	0.04	1.44	6.66		
		JDVNL	3.58	0.00	0.48	0.04	0.90	0.15	0.03	0.86	6.04		
		JVVNL	0.00	0.03	0.18	0.02	0.09	0.05	0.01	0.01	0.39		
	Uttar Pradesh	RVVNL	0.00	2.77	0.06	0.07	0.35	0.24	0.02	(0.00)	3.51		
		RVVNL	0.00	0.00	0.09	0.13	0.10	0.12	0.02	0.04	3.67		
		DVVN	3.16	0.00	0.09	0.13	0.10	0.12	0.02	0.04	4.55		
		KEGCO	3.91	0.00	0.31	0.08	0.04	0.05	0.16	0.00	4.55		
		MAVYN	3.16	0.00	0.29	0.14	0.10	0.07	0.03	0.03	3.80		
		Pash VVN	3.16	0.00	0.08	0.07	0.06	0.06	0.02	0.00	3.46		
Pash VVN		3.16	0.00	0.29	0.23	0.08	0.08	0.02	0.03	3.88			
Pash VVN		0.00	0.00	0.23	0.00	0.16	0.05	0.39	0.00	0.83			
UPVNL		3.55	0.00	0.02	0.23	0.00	0.33	0.00	0.05	3.95			
UPVNL		0.00	1.77	0.27	0.14	0.15	0.10	0.05	(0.03)	2.46			
Uttarakhand	UPVNL	0.00	0.00	0.03	0.02	0.03	0.05	0.00	0.01	0.15			
	UPVNL	0.00	0.00	0.27	0.17	0.25	0.14	0.06	(0.04)	0.86			
	UPVNL	2.85	0.00	0.19	0.06	0.09	0.12	0.01	0.14	3.47			
	UPVNL	0.00	0.00	0.04	0.01	0.03	0.02	0.01	0.00	0.11			
	UPVNL	0.00	1.77	0.20	0.05	0.42	0.28	0.02	0.00	2.74			
Southern	Andhra Pradesh	AP Genco	0.00	0.00	0.03	0.02	0.03	0.05	0.01	0.00	0.12		
		AP Transco	3.41	0.00	0.22	0.04	0.25	0.11	0.03	0.00	4.07		
	Karnataka	APVNDCL	3.32	0.00	0.31	0.02	0.21	0.15	0.04	0.00	4.24		
		APVNDCL	3.40	0.00	0.26	0.04	0.25	0.15	0.03	0.02	4.06		
		APVNDCL	3.40	0.00	0.31	0.04	0.29	0.20	0.04	(0.00)	4.28		
	Karnataka	BESCOM	3.34	0.00	0.25	0.01	0.05	0.08	0.08	(0.06)	3.75		
		BESCOM	3.07	0.00	0.41	0.04	0.26	0.09	0.05	(0.04)	3.88		
		BESCOM	2.72	0.00	0.31	0.05	0.28	0.12	0.05	0.14	3.67		
	Karnataka	BESCOM	3.02	0.00	0.37	0.03	0.28	0.09	0.05	0.01	3.85		
		BESCOM	0.00	1.29	0.24	0.07	0.29	0.15	0.02	0.02	2.08		
		BESCOM	0.00	0.00	0.09	0.02	0.11	0.08	0.01	0.00	0.29		
	Karnataka	BESCOM	3.13	0.00	0.46	0.03	0.29	0.15	0.08	0.03	4.18		
		BESCOM	2.24	0.14	0.91	0.13	0.16	0.24	0.04	0.04	3.96		
		BESCOM	0.00	2.46	0.00	0.47	0.00	0.19	0.00	0.00	3.11		
	Karnataka	BESCOM	2.91	0.00	0.17	0.03	0.00	0.08	0.00	0.00	3.18		
BESCOM		3.10	0.91	0.55	0.04	0.53	0.09	0.03	0.16	5.40			
Tamil Nadu	TANGEDCO	0.00	0.00	0.04	0.00	0.16	0.04	0.00	0.00	0.25			
	TANGEDCO	0.00	0.00	0.04	0.00	0.16	0.04	0.00	0.00	0.25			

Shri
 Chief Engineer (R.A.B.)
 SPPCL, Shakti Bhawan Extd
 14-Ashok Marg, Lucknow

Cost Structure

Rs./kwh

Region	State	Utility	2015-2			Employee			Admin & Gen			ACS	
			Power Purchase	Fuel Cost	Cost	O&M Cost	Interest Cost	Depreciation	Exp	Other Exp.			
Western	Chhattisgarh	CSPGCL	0.00	0.84	0.49	0.13	0.17	0.16	0.02	0.01	0.00	1.81	
		CSPITCL	0.00	0.00	0.21	0.01	0.02	0.05	0.01	0.00	(0.00)	0.32	
		CSPDCL	2.59	0.00	0.31	0.05	0.04	0.06	0.04	0.00	0.00	3.10	
	Goa Gujarat	Goa PD	DGVCL	2.64	0.00	0.40	0.04	0.03	0.01	0.00	0.00	0.00	3.11
			GETCO	4.30	0.00	0.11	0.01	0.05	0.08	0.02	0.00	0.00	4.60
		Gujarat	GSECL	0.00	0.00	0.04	0.02	0.07	0.06	0.01	0.00	0.00	0.21
			GUVNL	0.00	2.48	0.16	0.10	0.18	0.24	0.08	0.00	0.00	3.24
			MSVCL	3.39	0.00	0.00	0.00	0.01	0.00	0.00	0.01	0.04	3.45
			PGVCL	3.58	0.00	0.23	0.04	0.08	0.11	0.04	0.00	0.00	4.08
			UGVCL	2.96	0.00	0.11	0.03	0.05	0.10	0.01	0.01	0.01	3.27
Madhya Pradesh	MP Madhya Kshetra VVCL	UGVCL	3.20	0.00	0.33	0.03	0.05	0.07	0.02	0.02	0.02	3.52	
		MPVCL	2.82	0.00	0.36	0.02	0.11	0.09	0.06	0.05	0.39	3.84	
	MP Paschim Kshetra VVCL	MPVCL	2.76	0.00	0.30	0.04	0.10	0.10	0.11	0.11	0.14	3.45	
		MPVCL	3.37	0.00	0.53	0.04	0.11	0.10	0.20	0.02	(0.01)	4.36	
	Maharashtra	MPPGCL	0.00	2.18	0.22	0.14	0.17	0.20	0.02	0.01	0.00	2.91	
		MSPTCL	0.00	0.00	0.21	0.01	0.04	0.06	0.05	0.05	0.08	0.41	
	MSEDCL	3.56	0.00	0.23	0.06	0.18	(0.05)	0.05	0.11	0.00	4.14		
	MSPGCL	0.00	2.22	0.18	0.12	0.20	0.09	0.11	0.00	0.00	2.92		
	MSPTCL	0.00	0.00	0.05	0.02	0.04	0.04	0.02	(0.01)	(0.01)	0.15		

Chief Engineer (R.A.E.)
 APPCL, Shakti Bhawan Extn
 14-Ashok Marg, Lucknow.

Consumer Category wise Sale of Power (Mkwh)

Region	State	Utility	Non				Industrial				Public				Total			
			Domestic	Domestic	Agricultural	Industrial	HT	Industrial	LT	Public	Lighting	Water	Works	Others				
Eastern	Bihar	BSEB	2,368	521	363	1,470	203	23	45	537	1,164				6,695			
			JSEB	2,483	340	65	2,187	144	132	71	641	435				6,498		
			CESCO	1,572	735	28	1,544	109	28	93	229			94		4,470		
			NESCO	831	387	45	2,140	60	9					30		3,302		
			SESCO	691	173	21	340	56	12	35	139			43		1,508		
			WESCO	870	202	69	2,157	115	12		248			101		3,775		
			Sikkim PD	61	35	13		78	3							208		
			WBSEDCL	6,074	2,696	1,296	7,412		150	250	1,386	901	633	1,403		22,201		
			North Eastern	Assam	APDCL	114	19		89	6	7	10						310
						1,487	622	32	768	76	10	58	387			529		4,115
174	27	1				15	14	4	20	68			104		429			
355	76	0				522	0	1	38	68			107	15	1,182			
171	19	0				0	2	6	36	17			64	0	316			
194	32	0				0	13	5	1	48			60		353			
341	60	29					31	26	48	89			335		959			
Northern	Delhi	NDPL				2,893	1,227	17		2,014	96	172	57	1,680	226			8,382
						2,920	1,930	3,333	3,794	652	44	329	339	159	1,122	157		14,779
			2,649	842	5,711	2,320	732	54	434	286	112	992	62		14,195			
			1,407	387	36	4,240		13	440	193			127		8,441			
			1,432	333	141		850	36	636	840					4,267			
			8,636	2,981	10,249	8,759	2,369	136		843	138	442	489			35,042		
			2,114	514	4,022	2,446	860	53	383	256						10,646		
			2,007	527	6,399	1,124	694	118	667	488						12,024		
3,142	1,188	4,931	3,835	904	110	387	366	370	15				15,249					
2,843	537	1,898	2,277			232		185			1,376		9,348					
966	405		389	226	38	48							2,071					
Uttarakhand	Uttarakhand	UPCL	4,941	906	2,452	1,003	449	131	567	446				11,590				
			5,481	1,308	2,310	5,671	845	157	235					16,006				
			1,676	885	325	4,536	270	67	325		8	170	161		8,422			

Sd/-
 Chief Engineer (K.A.U.)
 OPCL, Shakti Bhawan Bhub
 16-Anok, Mans, Lucknow

Consumer Category wise Sale of Power (Mkwh)

Region	State	Utility	Non-Domestic					Public					Total	
			Domestic	Agricultural	Industrial	Industrial	Public	Public	Water	Inter-State	Others			
Southern	Andhra Pradesh	APCPDCL	6,152	9,217	1,334	10,333	728	145	212	358	31,597			
		APEPDCL	3,209	1,923	537	4,300	264	583	358	358	12,084			
	Karnataka	APNPDCL	2,866	4,623	314	1,213	372	416	794	794	11,038			
		APSPDCL	4,397	4,428	1,014	4,488	448	570	50	50	16,388			
	Kerala	BESCOM	4,753	5,370	1,044	4,363	401	952	127	127	21,030			
		CHESCOM	816	2,159	133	740	78	447	4,652	4,652	4,652			
		GESCOM	851	2,772	169	1,040	169	165	16	16	5,442			
		HESCOM	1,226	4,435	293	881	113	323	33	33	7,675			
	Kerala	MIESCOM	1,057	463	135	562	54	166	472	201	16,182			
		KSEB	7,706	2,86	1,097	3,829	284	154	516	516	2,838			
	Tamil Nadu	Puducherry PD	547	57	208	1,330	15	708	400	400	54,529			
		TNEB	18,114	10,124	1,700	14,903	1,700	789	138	806	13,983			
	Western	Chhattisgarh	CSPDCL	3,312	2,181	476	5,066	83	157	138	423	3,176		
			Goa PD	708	19	105	1,434	33	292	1,114	1,114	11,677		
Gujarat		DGVCL	1,730	579	3,131	4,376	34	376	1,399	376	8,221			
		MGVCL	1,719	925	831	2,449	60	164	2,618	2,618	18,950			
Madhya Pradesh		PGVCL	2,652	487	2,059	5,497	75	378	17	2,018	16,030			
		UGVCL	1,371	227	1,047	3,566	41	482	563	760	8,580			
Maharashtra		MP Madhya Kshetra VVCL	2,064	2,790	204	1,478	83	153	45	401	12,225			
		MP Paschim Kshetra VVCL	2,544	4,494	444	3,448	87	122	296	570	8,178			
Maharashtra		MP Purnv Kshetra VVCL	1,869	457	227	1,611	88	120	296	570	8,178			
		MSEDCL	33,370	21,612	4,957	25,521	934	1,707	5,586	1,325	80,132			
Grand Total			1,43,975	51,171	1,37,468	1,61,425	31,531	7,654	11,129	15,051	11,280	19,780	6,515	5,94,959

Shri Chief Engineer (R.A.U.)
 APPCL, Shakti Bhawan Ext
 10-Ashok Marg, Lucknow

Gap (Rs./kwh) for Utilities Selling Directly to Consumers

2011-12									
Region	State	Utility	ACS	Avg. Revenue (without subsidy)	Gap (without subsidy)	Gap (subsidy booked basis)	Gap (subsidy recd basis)	Gap (Subsidy/Revenue on realised basis)	
Eastern	Bihar	BSEB	5.89	2.69	3.20	1.48	1.48	2.16	
		JSEB	5.40	2.44	3.96	3.21	3.21	3.48	
	Orissa	CESCO	3.34	2.98	0.36	0.36	0.36	0.67	
		NESCO	3.53	3.35	0.18	0.18	0.18	0.40	
		SESCO	2.45	2.37	0.08	0.08	0.08	0.30	
	Sikkim	WESCO	3.36	3.28	0.08	0.08	0.08	0.30	
		Sikkim PD	1.15	2.04	(0.89)	(0.89)	(0.89)	(0.44)	
	West Bengal	WBSEDCL	4.47	4.50	(0.03)	(0.03)	(0.03)	0.44	
	Eastern Total			4.60	3.52	1.09	0.70	1.12	
North Eastern	Arunachal Pradesh	Arunachal PD	5.52	1.51	4.01	4.01	4.01	4.29	
	Assam	APDCL	4.64	3.70	0.93	0.68	0.93	1.13	
	Manipur	Manipur PD	6.88	1.97	4.91	4.91	4.91	5.13	
	Meghalaya	MeSEB							
		MeECL	4.30	3.06	1.24	1.16	1.16	1.69	
	Mizoram	Mizoram PD	5.64	2.42	3.22	3.22	3.22	3.04	
	Nagaland	Nagaland PD	5.52	2.10	3.42	3.42	3.42	2.98	
Tripura	TSECL	4.39	2.81	1.58	1.26	1.26	1.47		
North Eastern Total			4.82	3.15	1.68	1.50	1.63		
Northern	Delhi	BSES Rajdhani	5.69	5.78	(0.09)	(0.09)	(0.09)	1.87	
		BSES Yamuna	5.79	5.84	(0.04)	(0.04)	(0.04)	2.28	
		NDPL	5.02	5.46	(0.44)	(0.44)	(0.44)	1.44	
	Haryana	DHVNIL	4.41	2.88	1.53	0.82	0.84	0.88	
		UHBVNIL	4.93	2.76	2.17	1.08	1.08	1.15	
	Himachal Pradesh	HPSEB							
		HPSEB Ltd.	4.53	4.01	0.52	0.52	0.52	0.74	
	Jammu & Kashmir	J&K PDD	4.03	1.29	2.74	2.74	2.74	2.80	
	Punjab	PSEB							
		PSPCL	3.97	2.87	1.10	0.11	0.11	0.23	
	Rajasthan	AVVNL	8.35	2.74	5.61	5.24	5.24	5.38	
		JDVVNL	6.56	2.41	4.25	3.93	3.93	4.08	
		JVVNL	6.04	2.76	3.28	2.92	2.92	3.05	
	Uttar Pradesh	DVVN	3.67	2.34	1.32	0.93	0.93	1.63	
		KESCO	4.55	3.31	1.24	1.24	1.24	1.37	
		MVVN	3.80	2.56	1.24	0.72	0.72	1.22	
		Pash VVN	3.46	2.83	0.63	0.17	0.17	0.46	
		Poorv VVN	3.88	2.33	1.55	0.74	0.74	1.37	
	Uttarakhand	Ut PCL	3.47	3.09	0.39	0.39	0.39	0.64	
	Northern Total			4.75	3.07	1.68	1.19	1.63	
	Southern	Andhra Pradesh	APCPDCL	4.07	3.37	0.70	(0.00)	0.40	1.10
			APEPDCL	4.24	3.20	1.04	(0.01)	0.75	0.87
			APNPDCL	4.06	2.26	1.80	(0.00)	0.65	1.14
		Karnataka	APSPDCL	4.28	3.39	0.93	(0.00)	0.38	1.87
			BESCOM	3.75	3.76	(0.01)	(0.66)	(0.66)	0.44
			CHESCOM	3.88	2.88	1.00	0.20	0.46	0.78
			GESCOM	3.67	3.59	0.07	0.02	0.02	0.38
HESCOM			3.85	3.43	0.42	(0.04)	(0.04)	0.11	
Kerala		MESCOM	4.18	4.20	(0.02)	(0.02)	(0.02)	0.22	
		KSEB	3.96	4.08	(0.12)	(0.12)	(0.12)	(0.10)	
Puducherry		Puducherry PD	3.18	2.66	0.52	0.51	0.51	0.64	
Tamil Nadu		TNEB							
		TANGEDCO	5.40	3.04	2.36	2.06	2.06	2.11	
Southern Total			4.42	3.29	1.13	0.62	0.81		
Western	Chattisgarh	CSPDCL	3.10	2.44	0.66	0.66	0.66	0.71	
		Goa PD	3.11	2.39	0.72	0.72	0.72	0.76	
	Gujarat	DGVCL	4.60	4.63	(0.04)	(0.07)	(0.07)	0.07	
		MGVCL	4.08	4.05	0.03	(0.05)	(0.05)	0.04	
		PGVCL	3.27	3.11	0.15	(0.01)	(0.01)	0.08	
	Madhya Pradesh	UGVCL	3.52	3.21	0.30	(0.01)	(0.01)	0.10	
		MP Madhya Kshetra VVCL	3.84	2.67	1.17	0.79	0.79	1.07	
		MP Paschim Kshetra VVCL	3.45	2.71	0.73	0.35	0.35	0.39	
	Maharashtra	MP Purv Kshetra VVCL	4.38	3.11	1.25	0.99	0.99	1.05	
		MSEDCL	4.14	4.14	0.00	0.00	0.00	0.21	
	Western Total			3.85	3.55	0.30	0.19	0.19	
Grand Total			4.39	3.51	1.07	0.70	0.76		

Gap = ACS - Avg Revenue

S. K. Singh
 SPPCL, Shakti Bhawan Extn.
 14-Ashok Marg, Lucknow. 26

Consumer Category wise Revenue per Unit (Rs./kwh)

Region	State	Utility	Domestic		Non Domestic		Public Public Water		Railway	Inter.State	Others	Total
			Domestic	Non Domestic	Agricultural	Industrial HT	Industrial LT	Lighting				
Southern	Andhra Pradesh	APCPDCL	4.20	5.95	0.15	4.45	7.21	2.00	4.30	4.33	4.77	3.37
		APPDCL	2.37	5.97	0.07	4.02	4.19	1.75		4.95	3.67	3.07
	Karnataka	APNDCL	2.57	6.59	0.12	5.22	5.72	2.09		4.30		2.38
		APSPDCL	2.38	5.80	0.02	3.81	5.94	1.61				3.36
		BESCOM	3.65	6.85	1.68	5.34	5.00	4.76	1.61			4.33
		CHESCOM	3.24	4.83	0.36	6.48	4.47	4.01				2.58
	Kerala	GESCOM	3.00	6.76	2.78	5.52	4.80	3.13	5.07			3.72
		HESCOM	3.46	6.79	3.58	5.26	4.82	4.61	4.17			4.06
		INESCOM	3.31	6.66	2.92	5.34	4.92	4.21				4.10
		KSEB	1.98	7.23	1.15	4.25	4.37	2.12		3.65	4.12	2.57
	Tamil Nadu	Puducherry PD	1.02	3.21	0.02	3.48	1.97					3.04
		TNEB	1.77	5.79	0.00	4.72	5.02	3.32		4.17		3.15
Western	Chattisgarh	CSPDCL	1.98	4.45	1.02	2.27	3.93	2.01	4.15	5.30	3.86	3.16
		Goa PD	1.53	3.15	1.12	3.55	2.96	1.98			2.71	6.77
	Gujarat	DGVCL	3.79	5.52	1.68	5.35	4.93	4.07		5.60	4.19	2.92
		MGVCL	3.74	5.48	1.54	5.31	5.36	4.03		5.55	3.48	4.70
		PGVCL	3.67	5.55	1.69	4.99	5.15	4.08			3.86	4.26
		UGVCL	3.54	5.57	1.67	5.12	5.41	3.93		5.67	3.27	3.13
	Madhya Pradesh	MP Madhya Kshetra WVCL	3.86	6.16	0.93	6.75	5.73	4.25	2.29	5.21		3.57
		MP Paschim Kshetra WVCL	4.08	6.13	1.48	4.59	5.05	5.00	5.88	5.16		3.53
		MP Puri Kshetra WVCL	2.77	6.27	2.25	9.03	5.30	4.08	4.10	5.22		3.83
		MSEDCL	4.20	7.92	2.00	5.53	4.24	3.72	3.25	6.07		4.59

Chief Engineer (R.A.S.)
 OPDCL, Shakti Bhawan Extn
 14-Ashok Marg, Lucknow.

Consumer Category wise Revenue per Unit (Rs./kwh)

Region	State	Utility	2011-12										Inter-State	Others	Total					
			Domestic		Non Domestic		Agricultural		Industrial		Public					Lighting	Works	Bulk Supply	Railway	
Eastern	Bihar	BSEB	3.19	7.56	1.69	6.84	6.04	5.90	3.58	5.02	3.61	4.64	3.43							
		JSEB	1.21	5.76	0.55	5.14	6.45	5.14	1.36	5.09	2.44	4.31								
		Jharkhand	2.39	5.91	1.43	5.03	5.96	5.84	5.44	4.21	6.00	4.62								
		Orissa	2.29	7.16	0.79	5.19	6.00	4.64	5.74	5.27	4.85	4.68								
		NESCO	2.09	6.18	1.74	4.94	6.11	5.77	4.72	3.83	3.93	3.93								
		WESCO	2.60	5.67	0.86	5.53	4.84	4.22	1.00	6.13	3.21	5.34								
	Sikkim	Sikkim PD	2.05	4.06		5.83														
		WBSEDCL	4.85	6.19	2.63	3.00	3.80	4.14	4.15	2.70	3.19									
	North Eastern	Arunachal Pradesh	Arunachal PD	3.30	4.10		4.97	3.75	7.03	5.15	5.39	6.42	4.97							
			APDCL	4.22	6.06	4.01	5.70	3.34	3.67	2.44	1.56	2.85								
Assam		Manipur PD	2.51	3.09	4.46	3.99	5.91	4.87	4.54	2.85	5.81	3.47								
		MieSEB	2.47	4.67	1.46	2.22	7.88	3.50	3.00	3.82	3.01	3.50								
Meghalaya		Misoram PD	3.11	4.42	2.50	4.55	2.87	3.35	5.14	3.24	3.63									
		Nagaland PD	3.40	4.50	3.33	2.48	5.64	5.21	6.76	4.72	4.07									
Nagaland		TSECL	3.47	4.72		4.31	4.37	3.99	5.09	4.31	2.81	3.77								
		NDPL	3.84	7.17	0.31	4.18	4.06	3.30	4.30	3.71	2.75	3.03								
Tripura		UHBVNL	3.55	4.41	0.34	4.21														
		HPSEB	2.98	5.88	4.76	4.21	3.17	4.83	4.66	4.65	5.37	4.35								
Northern	Delhi	HPSEB Ltd	1.66	3.22	1.60	2.48	3.17	4.76	5.62	5.62	3.90	4.07								
		J&K PDD	3.85	5.21	0.00	4.72	5.68	6.38	4.72	4.76	5.62	3.90	4.07							
	Haryana	PSPCL	3.85	5.21	0.00	4.72	5.68	6.38	4.72	4.76	5.62	3.90	4.07							
		DHBVNL	3.55	4.41	0.31	4.18	4.06	3.30	4.30	3.71	2.75	3.03								
	Himachal Pradesh	UHBVNL	3.23	4.48	0.34	4.21														
		HPSEB	2.98	5.88	4.76	4.21	3.17	4.83	4.66	4.65	5.37	4.35								
	Jammu & Kashmir	HPSEB Ltd	1.66	3.22	1.60	2.48	3.17	4.76	5.62	5.62	3.90	4.07								
		J&K PDD	3.85	5.21	0.00	4.72	5.68	6.38	4.72	4.76	5.62	3.90	4.07							
	Punjab	PSPCL	3.85	5.21	0.00	4.72	5.68	6.38	4.72	4.76	5.62	3.90	4.07							
		AVVNL	2.84	5.10	1.33	4.19	4.11	4.05	4.02	3.95	1.42	3.15								
Rajasthan	JDVVNL	3.96	5.02	1.20	4.20	3.99	3.68	4.10	3.97	2.53	2.87									
	JVVNL	2.86	4.90	1.21	4.16	4.06	3.73	4.03	3.78	4.61	2.98									
Uttar Pradesh	DVVN	2.56	8.12	1.10	5.69	4.58	4.67	5.15	4.58	4.75	3.76									
	KESCO	3.94	3.61																	
Uttarakhand	MVVN	2.14	6.38	1.96	5.10	4.91	4.34	5.27	4.50	2.94										
	PoorVVN	2.90	4.96	1.37	5.47	5.66	5.13	4.74	4.64	3.58	3.96									
	Pashchi.VVN	2.37	4.18	1.76	4.16	4.05	2.53	3.12	4.64	1.73	3.60									
	UPPCI																			

Annexure - 5.2.9

Chief Engineer (R.A.B.)
Shri P.P.C.I. Shakti Bhawan Ex.
16-Ashok Marg, Lucknow

Annexure-10A

REPORT

ON

**"The Performance of State Power Utilities
for the years 2009-10 to 2011-12"**



**Power Finance Corporation Ltd.
(A Govt. of India Undertaking)**

AT&C Losses (%)

FY			2011-12						
Region	State	Utility	Net Input Energy (MkWh)	Energy Sold (MkWh)	Line Losses (%)	Collection Efficiency (%)	Energy Realized (MkWh)	Net AT&C Losses (%)	
Eastern	Orissa	CESCO	7,233	4,470	38%	87.14%	3,895	46.15%	
		NESCO	5,023	3,302	34%	92.00%	3,037	39.54%	
		SESCO	2,814	1,508	46%	88.47%	1,334	52.60%	
		WESCO	6,178	3,775	39%	92.53%	3,493	43.48%	
	Orissa Total			21,248	13,054	39%	90.08%	11,759	44.66%
	West Bengal	WBSEDCL		29,731	21,568	27%	92.50%	19,950	32.90%
		West Bengal Total		29,731	21,568	27%	92.50%	19,950	32.90%
	Eastern Total			50,979	34,622	32%	91.59%	31,709	37.80%
	Eastern	Assam	APDCL	5,247	3,969	24%	93.24%	3,701	29.47%
			Assam Total	5,247	3,969	24%	93.24%	3,701	29.47%
Meghalaya		MeECL	1,509	1,075	29%	77.41%	832	44.85%	
		Meghalaya Total	1,509	1,075	29%	77.41%	832	44.85%	
North Eastern Total			6,756	5,044	25%	89.87%	4,533	32.91%	
Northern	Delhi	BSES Rajdhani	10,903	9,356	14%	97.03%	9,088	16.65%	
		BSES Yamuna	6,204	4,844	22%	95.37%	4,620	25.54%	
		NDPL	7,785	6,702	14%	97.97%	6,566	15.67%	
	Delhi Total			24,892	20,912	16%	96.95%	20,273	18.56%
	Haryana	DHBVNL		17,903	13,658	24%	94.99%	12,974	27.53%
		UHBVNL		16,744	13,203	21%	91.71%	12,108	27.69%
	Haryana Total			34,647	26,860	22%	93.38%	25,082	27.61%
	Himachal Pradesh	HPSEB Ltd.		7,226	6,844	5%	92.68%	6,343	12.21%
		Himachal Pradesh Total		7,226	6,844	5%	92.68%	6,343	12.21%
	Punjab	PSPCL		41,530	34,600	17%	95.33%	32,984	20.58%
Punjab Total			41,530	34,600	17%	95.33%	32,984	20.58%	
Rajasthan	AVVNL		13,604	10,646	22%	91.86%	9,779	28.12%	
	JDVVNL		14,821	12,024	19%	93.89%	11,290	23.82%	
	JVVNL		18,722	15,234	19%	94.40%	14,381	23.18%	
Rajasthan Total			47,147	37,904	20%	93.53%	35,450	24.81%	
Uttar Pradesh	DVVN		16,052	9,348	42%	65.92%	6,256	61.03%	
	KESCO		3,089	2,071	33%	103.71%	2,148	30.48%	
	MVVN		12,537	9,233	26%	77.88%	7,190	42.65%	
	Pash VVN		22,649	16,006	29%	89.88%	14,388	36.47%	
	Poorv VVN		15,704	11,590	26%	72.78%	8,435	46.29%	
Uttar Pradesh Total			70,030	48,246	31%	79.63%	38,417	45.14%	
Uttarakhand	UI PCL		10,311	8,253	20%	86.68%	7,153	30.62%	
	Uttarakhand Total		10,311	8,253	20%	86.68%	7,153	30.62%	
Northern Total			235,783	183,819	22%	90.24%	165,702	29.72%	
Southern	Andhra Pradesh	APCPDCL	37,161	31,597	15%	96.71%	30,558	17.77%	
		APEPDCL	12,595	11,726	7%	96.11%	11,269	10.53%	
		APNPDCL	11,914	10,244	14%	96.23%	9,858	17.26%	
		APSPDCL	18,475	16,388	11%	98.99%	16,223	12.19%	
	Andhra Pradesh Total			80,144	69,955	13%	97.07%	67,908	15.27%
	Karnataka	BESCOM		24,584	21,030	14%	90.54%	19,040	22.55%
		CHESCOM		5,552	4,652	16%	84.74%	3,942	28.99%
		GESCOM		8,951	5,442	22%	85.54%	4,655	33.03%
		HESCOM		9,593	7,675	20%	95.46%	7,327	23.62%
	Karnataka Total			4,072	3,570	12%	93.61%	3,342	17.94%
Karnataka Total			50,752	42,359	17%	90.41%	38,306	24.52%	
	Tamil Nadu	TANGEDCO		66,578	54,129	19%	98.54%	53,341	19.88%
Tamil Nadu Total			66,578	54,129	19%	98.54%	53,341	19.88%	
Southern Total			197,474	166,453	16%	95.86%	159,555	19.20%	
Western	Chattisgarh	CSPDCL	18,238	13,177	28%	97.41%	12,836	29.62%	
		Chattisgarh Total	18,238	13,177	28%	97.41%	12,836	29.62%	
	Gujarat	DGVCL		11,764	10,563	10%	96.74%	10,219	13.14%
		MGVCL		7,772	6,822	12%	97.52%	6,653	14.40%
		PGVCL		21,919	16,332	25%	96.59%	15,775	28.03%
		UGVCL		15,670	14,012	11%	96.17%	13,475	14.01%
	Gujarat Total			57,125	47,729	16%	96.63%	46,122	19.26%
	Madhya Pradesh	VVCL		13,803	8,577	38%	87.14%	7,474	45.85%
		VVCL		17,226	12,226	29%	92.39%	11,295	34.43%
		VVCL		11,669	8,178	30%	92.82%	7,591	34.94%
Madhya Pradesh Total			42,698	28,981	32%	90.96%	26,360	38.26%	
Maharashtra	MSEDCL		95,433	80,132	16%	93.34%	74,793	21.63%	
	Maharashtra Total		95,433	80,132	16%	93.34%	74,793	21.63%	
Western Total			213,493	170,019	20%	94.17%	160,112	25.00%	
Grand Total			704,485	559,757	21%		521,610		

Chief Engineer (R.A.C.)
 APDCL, Shakti Bhawan Extn.
 14-Ashok Marg, Lucknow.

Annexure-11



5 OPEN ACCESS CHARGES

5.1 BACKGROUND:

5.1.1 The Commission has issued Uttar Pradesh Electricity Regulatory Commission (Terms and Conditions for Open Access) Regulations, 2004 (in short 'UPERC Open Access Regulations') vide notification no. UPERC/Secy./Regulations/05-249 dated 7th June, 2005 to operationalize long term and short term open access in the state. The Regulations also provides that effective from 1st April, 2008 any consumer with demand of above 1 MW can avail open access of transmission and distribution systems.

5.1.2 Subsequently, the Commission has also made / finalized the necessary regulatory framework as below:

- a. UPERC (Terms and Conditions for Open Access) (First Amendment) Regulations, 2009 that includes among others detailed procedure(s) for Long-Term Open Access and Short-Term Open Access for use of distribution system, with or without transmission system;
- b. Model Bulk Power Wheeling Agreement (BPWA) for availing wheeling services of Distribution Licensee(s);
- c. Procedures for Scheduling, Dispatch, Energy Accounting, UI Accounting and Settlement System of electricity transmitted through the State grid for the electricity drawn by Distribution Licensee(s) from outside and / or within the State.

Further, the Commission has also advised the SLDC to develop procedure for energy accounting of electricity drawn from the grid by an open access consumer who is connected with the distribution system or electricity injected into the grid by a generating station embedded in the distribution system.

5.2 WHEELING CHARGES

5.2.1 Clause 2.1 (2) & (3) of the Distribution Tariff Regulations provide that ARR / Tariff filing by the Distribution Licensee shall separately indicate Aggregate Revenue Requirement (ARR) for Wheeling function and Retail Supply function embedded in



the distribution function and that till such time complete segregation of accounts between Wheeling and Retail Supply function takes place, ARR proposals for Wheeling and Retail Supply function shall be submitted on the basis of an allocation statement left to be prepared by the Distribution Licensee to the best of their judgment.

5.2.2 The Licensee in its petition has followed the segregation in accordance with the approach followed by the Commission in the previous Order. As there is no basis submitted by the Licensee in its filing, the Commission finds merit to consider the segregation into Retail Supply and Wheeling Function as per the methodology adopted in previous Tariff Order. The approved ARR for DVVNL, MVVNL, PVVNL and PuVVNL into wheeling function and retail function is Rs. 3,601.49 crores and Rs. 31,940.13 crores respectively as detailed below. The retail sales approved by Commission for DVVNL, MVVNL, PVVNL and PuVVNL are 58,058 MUs.

Table 5-1: WHEELING & RETAIL SUPPLY ARR FOR FY 2013-14

S. No	Particulars	Approved FY 2013-14 (Rs. Crores)	Allocation ratios		Allocation FY 2013-14 (Rs. Crores)	
			Wheeling	Supply	Wheeling	Supply
1	Power Purchase Expense (including PGCIL charges)	29,953.16	0%	100%	-	29,953.16
2	Transmission Charges: Intra state (including SLDC)	1,029.95	0%	100%	-	1,029.95
3	Employee cost	1,880.83	60%	40%	1,128.50	752.33
4	A&G expenses	251.96	40%	60%	100.78	151.18
5	R&M expenses	692.28	90%	10%	623.05	69.23
6	Interest & Finance charges	1,064.30	90%	10%	957.87	106.43
7	Depreciation	1,157.17	90%	10%	1,041.45	115.72
8	Total Expenditure	36,029.65			3,851.65	32,177.99
	Less Expense capitalization					
9	Employee cost capitalized	282.13	60%	40%	169.28	112.85
10	Interest capitalized	37.79	90%	10%	34.01	3.78
11	A&G expenses capitalized	117.19	40%	60%	46.87	70.31
12	Net Expenditure	35,592.54			3,601.49	31,991.05
	Add Special Appropriations					
13	Provision for Bad & Doubtful debts	-	0%	100%	-	-



Determination of ARR and Tariff of DVVNL

S. No	Particulars	Approved FY 2013-14 (Rs. Crores)	Allocation ratios		Allocation FY 2013-14 (Rs. Crores)	
			Wheeling	Supply	Wheeling	Supply
14	Provision for Contingency Reserve	-	0%	100%	-	-
15	Other (Misc.) - Net Prior Period Credit	-	0%	100%	-	-
16	OTS Waivers	-	0%	100%	-	-
17	Total net expenditure with provisions	35,592.54			3,601.49	31,991.05
18	Add: Return on Equity	-	90%	10%	-	-
19	Less: Non Tariff Income	50.93	0%	100%	-	50.93
20	Annual Revenue Requirement (ARR)	35,541.62			3,601.49	31,940.13

5.2.3 Based on the above, the wheeling charges for FY 2013-14 are Rs. 0.620 /kWh as detailed in below:

Table 5-2: WHEELING CHARGES FOR FY 2013-14

S. No	Particulars	Units	Approved FY 2013-14
1	Wheeling ARR	Rs. Crores	3,601.49
2	Retail sales	MU	58,058
3	Average Wheeling charge	Rs./kWh	0.620

5.2.4 The Commission in order to encourage Open Access transactions in the State has further tried to segregate the wheeling charges payable by consumers seeking Open Access based on the voltage levels at which they are connected to the distribution network. However, in absence of voltage level wise break-up of expenses and asset details, the Commission has considered an interim allocation of costs at various voltage levels and approved the following wheeling charges payable by Open Access customers based on the voltage level at which they are connected with the distribution network.

5.2.5 The charges have been worked out on the assumption that the wheeling expenses at 11 kV voltage level shall be 80% of the average wheeling charges determined for the Wheeling function of all Discoms and that for wheeling at



voltages above 11 kV shall be 50% of the average wheeling charges. The wheeling charges for the short term open access customers have been assumed at 25% of Long term charges.

Table 5-3: APPROVED VOLTAGE-WISE WHEELING CHARGES FOR FY 2013-14

S. No.	Particulars	Units	Approved FY 2013-14
1	Connected at 11 kV		
i	Long Term (@ 80% of Average Wheeling Charge)	Rs./kWh	0.496
ii	Short Term (@ 25% of Long Term Charges)	Rs./kWh	0.124
2	Connected above 11 kV		
i	Long Term (@ 50% of Average Wheeling Charge)	Rs./kWh	0.310
ii	Short Term (@ 25% of Long Term Charges)	Rs./kWh	0.078

- 5.2.6** In addition to the payment of wheeling charges, the customers also have to bear the wheeling losses in kind. The Commission has been seeking voltage level loss data from the utility but the same has not been forthcoming. Further, it is also logical that the open access customers have to bear only the technical losses in the system, and should not be asked to bear any part of the commercial losses.
- 5.2.7** The Commission has estimated that the technical losses at 11 kV voltage level would be in the range of 8% to 9%, and the technical losses above 11 kV voltage level and up to 132 kV would be in the range of 7% to 8%. Hence, the Commission has decided that the wheeling loss applicable for Open Access transactions entailing drawl at 11 kV voltage level shall be 8%, and that for drawl at voltages above 11 kV voltage level shall be 7%.
- 5.2.8** The open access charges and the losses to be borne by the Open Access customers may be reviewed by the Commission on submission of the relevant information by the Licensee.
- 5.2.9** The wheeling charges determined above shall not be payable if the Open Access customer is availing supply directly from the state transmission network.



5.3 CROSS SUBSIDY SURCHARGE

5.3.1 The Commission has computed the cross-subsidy surcharge for Open Access consumers in accordance with the methodology specified in Clause 6.6 of Distribution Tariff Regulations.

5.3.2 As per Clause 6.6, the cross subsidy surcharge is to be computed based on the difference between (i) the tariff applicable to the relevant category of consumers and (ii) the cost of the Distribution Licensee to supply electricity to the consumers of the applicable class. In case of a consumer opting for open access, the Distribution Licensee could be in a position to discontinue purchase of power at the margin in the merit order. Accordingly, the Commission has computed the cost of supply to the consumer for this purpose as the aggregate of (a) the weighted average of power purchase costs (inclusive of fixed and variable charges) of top 5% power at the margin, excluding liquid fuel based generation, in the merit order approved by the UPERC adjusted for average loss compensation of the relevant voltage level and (b) the distribution wheeling charges as determined in the preceding section.

5.3.3 The Commission has computed the cross subsidy surcharge for the relevant consumer categories using the following formula:

$$S = T - [C (1 + L / 100) + D]$$

Where

S is the cross subsidy surcharge

T is the Tariff payable by the relevant category of consumers;

C is the Weighted average cost of power purchase of top 5% at the margin excluding liquid fuel based generation and renewable power. In case of UP, this works out to Rs. 6.59 /kWh considering the cost of marginal power purchase sources of Anta, Auraiya, Dadri Gas and Rosa Power Project II.

D is the average wheeling charges for transmission and distribution of power which is Rs. 0.620 /kWh

L is the system losses for the applicable voltage level, expressed as a percentage, which is computed as 28%.



5.3.4 The cross subsidy surcharge computed by Commission for relevant categories works out to be Nil.

5.3.5 The impact of migration of consumers from the network of the incumbent Distribution Licensee on the consumer mix and revenues of a particular Distribution Licensee shall be reviewed by the Commission from time to time as may be considered appropriate.

5.4 ADDITIONAL SURCHARGE

5.4.1 For the present order, additional surcharge is determined to be zero

5.5 OTHER CHARGES

5.5.1 The Open Access Regulations, 2008 notified by CERC specifies:

“Unless specified otherwise by the concerned State Commission, UI rate for intra-State entity shall be 105% (for over-drawls or under generation) and 95% (for under-drawls or over generation) of UI rate at the periphery of regional entity.”

And which further provides that:

“In an interconnection (integrated A.C. grid), since MW deviations from schedule of an entity are met from the entire grid, and the local utility is not solely responsible for absorbing these deviations, restrictions regarding magnitude of deviations (except on account of over-stressing of concerned transmission or distribution system), and charges other than those applicable in accordance with these regulation (such as standby charges, grid support charges, parallel operation charges) shall not be imposed by the State Utilities on the customers of inter-State open access.”

The Commission prescribes to the philosophy specified by CERC for the Unscheduled Interchange and also rules that the standby, grid support and parallel operations charges shall be zero in case of Open Access consumer.



10. OPEN ACCESS CHARGES

10.1 BACKGROUND:

10.1.1 The Commission has issued Uttar Pradesh Electricity Regulatory Commission (Terms and Conditions for Open Access) Regulations, 2004 (in short 'UPERC Open Access Regulations') vide notification no. UPERC/Secy./Regulations/05-249 dated 7th June, 2005 to operationalize long term and short term open access in the State. The Regulations also provides that effective from 1st April, 2008 any consumer with demand of above 1 MW can avail open access of transmission and distribution systems.


10.1.2 Subsequently, the Commission has also made / finalized the necessary regulatory framework as below:

- a. UPERC (Terms and Conditions for Open Access) (First Amendment) Regulations, 2009 that includes among others detailed procedure(s) for Long-Term Open Access and Short-Term Open Access for use of distribution system, with or without transmission system;
- b. Model Bulk Power Wheeling Agreement (BPWA) for availing wheeling services of Distribution Licensee(s);
- c. Procedures for Scheduling, Dispatch, Energy Accounting, UI Accounting and Settlement System of electricity transmitted through the State grid for the electricity drawn by Distribution Licensee(s) from outside and / or within the State.

10.1.3 Further, the Commission has also advised the SLDC to develop procedure for energy accounting of electricity drawn from the grid by an open access consumer who is connected with the distribution system or electricity injected into the grid by a generating station embedded in the distribution system.

10.2 RECENT DEVELOPMENTS:

10.2.1 In absence of procedures and guidelines from State Transmission Utility (in short 'STU') and State Load Despatch Centre (in short 'SLDC'), the Commission,


Chief Engineer (R.A.U.)
UPPC, Shakti Bhawan Extn.
14-Ashok Marg, Lucknow.



on its own motion, has made detailed procedures for long term and short term open access which covers all aspects, which the Regulations direct by way of an amendment. The "Uttar Pradesh Electricity Regulatory Commission (Terms and Conditions for Open Access) (First Amendment) Regulations, 2009 dated 18.6.09", came into force from the date it is notified in the Gazette.


10.2.2 The said amendment, which includes procedures for Long-Term Open Access and Short-Term Open Access mainly, focuses on:

- a. Operationalisation of long-term and short-term use of intra-State transmission and distribution system by generating companies including captive plants /renewable energy plants, distribution / trading Licensees and open access customers with sustained development of transmission and distribution systems in 'proper and coordinated' manner for conveyance of electricity.
- b. Operationalisation of time-block wise accounting of the quantity of electricity transmitted through State grid and stating the responsibilities of STU for weekly metering and of SLDC for scheduling, dispatch and energy accounting including UI accounting.
- c. Requirement of Bulk Power Transmission Agreement for use of transmission network and Bulk Power Wheeling Agreement for use of distribution network for long-term open access transactions.

10.2.3 The Commission has finalized the model Bulk Power Transmission Agreement (BPTA) and Supplementary BPTA for availing transmission services of UPPTCL.

10.2.4 The Commission has also finalized model Bulk Power Wheeling Agreement (BPWA) which is to be signed between a Distribution Licensee and long term customer to agree therein, inter alia, to make payment of wheeling charge, surcharge and additional surcharge, if any, for use of the distribution system.

10.3 OPEN ACCESS CHARGES


Special Engineer (R.A.G.)
UPPCL, Shakti Bhawan Extn
14-Ashok Marg, Lucknow.



10.3.1 The Commission in the Tariff Order for UPPTCL has determined the Transmission Charges payable by Open Access users for use of UPPTCL transmission network for transmission of electricity. Similarly, the Commission in this Order has also determined the wheeling charges payable by the Open Access users for utilising the distribution network of the Distribution Licensees for wheeling of electricity.


10.4 WHEELING CHARGES

10.4.1 Clauses 2.1 (2) and (3) of the Distribution Tariff Regulations, 2006 specify that the ARR / Tariff filing by the Distribution Licensee shall separately indicate Aggregate Revenue Requirement (ARR) for Wheeling function and Retail Supply function embedded in the distribution function and that till such time complete segregation of accounts between Wheeling and Retail Supply function takes place, ARR proposals for Wheeling and Retail Supply function shall be submitted on the basis of an allocation statement to be prepared by the Distribution Licensee based on their best judgement.

10.4.2 The Licensee, in its Petition, has followed the allocation in accordance with the approach followed by the Commission in the previous Order. As there is no basis submitted by the Licensee in its filing, the Commission finds merit in considering the allocation into Retail Supply and Wheeling Function as per the methodology adopted in the previous Tariff Order. The allocation of ARR for DVVNL, MVVNL, PVVNL and PuVVNL into wheeling function and retail function as approved by the Commission for FY 2014-15 is as shown in the Table below:

Table -: WHEELING & RETAIL SUPPLY ARR FOR FY 2014-15 (Rs. Crore)

Particulars	Allocation %		Allocation FY 2014-15		
	Wheeling	Supply	Wheeling	Supply	Total
Power Purchase Expenses (incl PGCIL charges)	0%	100%	0.00	30,435.89	30,435.89
Apportionment of O&M Expenses & Interest & Finance Charges of UPPLC	0%	100%	0.00	0.00	0.00
Transmission Charges - Intra state (incl SLDC Charges)	0%	100%	0.00	1,537.63	1,537.63
Gross O&M Expenses			2,019.71	1,004.84	3,024.55


Chief Engineer (R.A.O.)
UPPCL, Shakti Bhawan Bldg.
16-Ashok Marg, Lucknow.



Determination of ARR and Tariff of DVVNL for FY 2014-15 and True-up of FY 2008-09 to FY 2011-12


Particulars	Allocation %		Allocation FY 2014-15		
	Wheeling	Supply	Wheeling	Supply	Total
Gross Employee cost	60%	40%	1,121.91	747.94	1,869.86
Gross A&G expenses	40%	60%	113.14	169.72	282.86
Gross R&M expenses	90%	10%	784.65	87.18	871.83
Gross Interest & Finance charges	90%	10%	1,305.33	145.04	1,450.37
Depreciation	90%	10%	1,116.13	124.01	1,240.14
Total Expenditure			4,441.16	33,247.41	37,688.58
Expense capitalization			360.39	157.11	517.50
Employee cost capitalized	60%	40%	168.29	112.19	280.48
Interest capitalized	90%	10%	175.13	19.46	194.59
A&G expenses capitalized	40%	60%	16.97	25.46	42.43
Net Expenditure			4,080.77	33,090.31	37,171.08
Provision for Bad & Doubtful debts	0%	100%	0.00	0.00	0.00
Provision for Contingency Reserve	0%	100%	0.00	0.00	0.00
Total net expenditure with provisions			4,080.77	33,090.31	37,171.08
Add: Return on Equity	90%	10%	0.00	0.00	0.00
Less: Non Tariff Income	0%	100%	0.00	63.75	63.75
Annual Revenue Requirement (ARR)			4,080.77	33,026.55	37,107.32

10.4.3 Based on the above, the wheeling charges for FY 2014-15 are as shown in the Table below:

Table -: WHEELING CHARGES FOR FY 2014-15

S. No	Particulars	Units	Approved FY 2014-15
1	Wheeling ARR	Rs. Crore	4,080.77
2	Retail sales (PVVNL, DVVNL, MVVNL, PuVVNL)	MU	60,708.46
3	Average Wheeling charge	Rs./kWh	0.672

10.4.4 The Commission, in order to encourage Open Access transactions in the State, has further tried to segregate the wheeling charges payable by consumers seeking Open Access based on the voltage levels at which they are connected to the distribution network. However, in absence of voltage level wise break-up of expenses and asset details, the Commission has considered an interim allocation of costs at various voltage levels and approved the following wheeling charges payable by Open Access customers based on the voltage level at which they are connected with the distribution network.


Chief Engineer (R.A.U.)
UPPCL, Shakti Bhawan Extn.
4, Ashok Marg, Lucknow.



- 10.4.5 The charges have been worked out on the assumption that the wheeling expenses at 11 kV voltage level shall be 80% of the average wheeling charges determined for the Wheeling function of all Distribution Licensees and that for wheeling at voltages above 11 kV shall be 50% of the average wheeling charges. Further, as detailed in the Tariff Order of UPPTCL for FY 2014-15, the Commission has considered the transmission open access charges for short term open access at the same level as approved for Long term open access. Due to substantial use of short-term Open Access, the basis on which the short-term Open Access Charges are being levied in the country have undergone change. This could be observed from the Central Electricity Regulatory Commission (Sharing of Inter State Transmission Charges and Losses) Regulations, 2010 wherein the transmission charges for long-term, medium-term and short-term designated ISTS customers of the transmission system are same. In view of the same the Commission has approved the short term distribution wheeling charges same as long term wheeling charges.

Table -: APPROVED VOLTAGE-WISE WHEELING CHARGES FOR FY 2014-15

S. No.	Particulars	Units	Approved FY 2014-15
1	Connected at 11 kV		
I	Long Term (@ 80% of Average Wheeling Charge)	Rs./kWh	0.538
II	Short Term (@ 80% of Average Wheeling Charge)	Rs./kWh	0.538
2	Connected above 11 kV		
I	Long Term (@ 50% of Average Wheeling Charge)	Rs./kWh	0.336
II	Short Term (@ 50% of Average Wheeling Charge)	Rs./kWh	0.336

- 10.4.6 In addition to the payment of wheeling charges, the customers also have to bear the wheeling losses in kind. The Commission has been seeking voltage level loss data from the utility but the same has not been forthcoming. Further, it is also logical that the open access customers have to bear only the technical losses in the system, and should not be asked to bear any part of the commercial losses.
- 10.4.7 The Commission has estimated that the technical losses at 11 kV voltage level would be in the range of 8% to 9%. As regard the technical losses above 11 kV voltage levels and up to 132 kV, the Petitioner vide letter dated 2nd July, 2014



submitted that the losses at higher voltage levels is around 4% to 5%. Hence, the Commission has decided that the wheeling loss applicable for Open Access transactions entailing drawl at 11 kV voltage level shall be 8%, and that for drawl at voltages above 11 kV voltage level shall be 4%.

10.4.8 The open access charges and the losses to be borne by the Open Access customers may be reviewed by the Commission on submission of the relevant information by the Licensee.

10.4.9 The wheeling charges determined above shall not be payable if the Open Access customer is availing supply directly from the state transmission network.

10.5 CROSS SUBSIDY SURCHARGE

10.5.1 As regards the Cross Subsidy Surcharge, Regulation 6.6 of the Distribution Tariff Regulations, 2006 specifies as follows:

"6.6 Surcharge

1. Till such time the cross subsidies are eliminated, the open access consumer shall pay to the distribution licensee a cross subsidy surcharge in addition to wheeling charges. Surcharge to be levied on the open access consumer shall be determined by the Commission keeping in view the loss of cross-subsidy from the consumers or category of consumers who have opted for open access to take supply from a person other than the incumbent distribution licensee.

2. When open access is allowed the surcharge for the purpose of sections 38, 39, 40 and sub-section 2 of section 42 would be computed as the difference between (i) the tariff applicable to the relevant category of consumers and (ii) the cost of the distribution licensee to supply electricity to the consumers of the applicable class. In case of a consumer opting for open access, the distribution licensee could be in a position to discontinue purchase of power at the margin in the merit order. Accordingly, the cost of supply to the consumer for this purpose may be computed as the



Determination of ARR and Tariff of DVVNL for FY
2014-15 and True-up of FY 2008-09 to FY 2011-12

aggregate of (a) the weighted average of power purchase costs (inclusive of fixed and variable charges) of top 5% power at the margin, excluding liquid fuel based generation, in the merit order approved by the UPERC adjusted for average loss compensation of the relevant voltage level and (b) the transmission and distribution wheeling charges as determined in accordance with the UPERC Terms and Conditions for Determination of Distribution and Transmission Tariff Regulations as amended from time to time.

Cross Subsidy Surcharge formula:

$$S = T - [C(1 + L / 100) + D]$$

Where

S is the cross subsidy surcharge

T is the Tariff payable by the relevant category of consumers;

C is the Weighted average cost of power purchase of top 5% at the margin excluding liquid fuel based generation and renewable power

D is the Wheeling charges for transmission and distribution of power.

L is the system Losses for the applicable voltage level, expressed as a percentage

The cross-subsidy surcharge shall be brought down progressively and, as far as possible, at a linear rate to a maximum of 20% of its opening level by the year 2010-11.

...

5. However, in order to facilitate open access, the Commission may adopt a procedure different from the procedure stated above for the calculation of cross subsidy surcharge consistent with the provisions of the EA 2003 and the spirit of the tariff policy after considering the view points of licensee and the open access customer."

Chief Engineer (R.A.U.)
UPPCL, Shakti Bhawan Extn.
14-Ashok Marg, Lucknow.



10.5.2 In the Previous Tariff Order dated 31st May, 2013, the Commission had computed the Cross Subsidy Surcharge as zero using the above formula. The relevant extract of the Commission's Order for FY 2013-14 is reproduced below:

"5.3.3 The Commission has computed the cross subsidy surcharge for the relevant consumer categories using the following formula:

$$S = T - [C (1 + L / 100) + D]$$

Where

S is the cross subsidy surcharge

T is the Tariff payable by the relevant category of consumers;

C is the Weighted average cost of power purchase of top 5% at the margin excluding liquid fuel based generation and renewable power. In case of UP, this works out to Rs. 6.59 /kWh considering the cost of marginal power purchase sources of Anta, Auraiya, Dadri Gas and Rosa Power Project II.

D is the average wheeling charges for transmission and distribution of power which is Rs. 0.620 /kWh

L is the system losses for the applicable voltage level, expressed as a percentage, which is computed as 28%.

5.3.4 The cross subsidy surcharge computed by Commission for relevant categories works out to be Nil."


10.5.3 The Petitioner, in a separate Petition, submitted that the Cross Subsidy Surcharge computed as per the formula specified in the Regulations would always work out to be zero for the Licensees of the State of Uttar Pradesh, because the weighted average power purchase cost of top 5% at margin after adding the intra-State transmission tariff and distribution losses comes out to be more than the average realization from the HT category. The Petitioner

Chief Engineer (R.A.U.)
UPPCL, Shakti Bhawan Bada,
14-Ashok Marg, Lucknow.



further submitted that a zero Cross Subsidy Surcharge implies that the present tariff structure does not have cross subsidy, which is incorrect.

- 10.5.4 It may further be noted that in the absence of the voltage-wise losses, the Commission in its Tariff Order dated 31st May, 2013, considered "L", i.e., the system losses as the total losses for the entire Distribution System, which resulted in "nil" Cross Subsidy Surcharge.
- 10.5.5 As a result, the Distribution Licensees have been resisting open access, due to the fear of losing their high paying consumers without getting any Cross Subsidy Surcharge for the same. The Commission, in its In-house Paper, based on the assumption that the power purchase, which could be avoided in case of migration of a consumer to open access is the short-term power purchase and not the long-term power purchase for which the Licensees have signed the PPAs and is liable to pay the fixed charges, proposed to compute Cross Subsidy Surcharge considering "C" (cost of power) as Rs. 5 per kWh, which is the weighted average rate of short-term power purchase as submitted by the Petitioner. The Commission considered the Losses for the consumers connected at High Voltage network as 7.80%. The Petitioner also agreed with the Commission's approach, as the computed CSS was working out to Rs. 1.47 / kWh for consumers of HV-2 category at loss level of around 7.80%. The Petitioner, in its letter dated 2nd July, 2014, submitted that the actual loss level would be around 4% to 5%.
- 10.5.6 The Commission has gone through the submissions made by the Distribution Licensee. However, as the approach proposed in the In-house Paper would be in variation to the approach specified in the Regulations, the Commission has computed the Cross Subsidy Surcharge in accordance with the methodology specified in Clause 6.6 of Distribution Tariff Regulations, 2006.
- 10.5.7 As per Clause 6.6, the Cross Subsidy Surcharge is to be computed based on the difference between (i) the tariff applicable to the relevant category of consumers and (ii) the cost of the Distribution Licensee to supply electricity to the consumers of the applicable class. In case of a consumer opting for open access, the Distribution Licensee could be in a position to discontinue purchase of power at the margin in the merit order. Accordingly, the Commission has computed the cost of supply to the consumer for this


Senior Engineer (R.A.U.)
UPPCL, Shakti Bhawan Extn
14-Ashok Marg, Lucknow.



purpose as the aggregate of (a) the weighted average of power purchase costs (inclusive of fixed and variable charges) of top 5% power at the margin, excluding renewable and liquid fuel based generation, adjusted for average loss compensation of the relevant voltage level, and (b) the distribution wheeling charges as determined in the preceding section.

- 10.5.8 The Commission has computed the Cross Subsidy Surcharge for the relevant consumer categories using the following formula:

$$S = T - [C (1 + L / 100) + D]$$

Where

S is the cross subsidy surcharge

T is the Tariff payable by the relevant category of consumers;

C is the Weighted average cost of power purchase of top 5% at the margin excluding liquid fuel based generation and renewable power. In case of UP, this works out to Rs. 6.38 / kWh considering the cost of marginal power purchase sources of Bajaj Hindustan, Harduaganj and Rosa Power Project I.


D is the wheeling charges.

L is the system losses for the applicable voltage level, expressed as a percentage, which is considered as 4% for HT Categories (above 11 KV) and 8% for HT Categories (at 11 KV).

- 10.5.9 The cost of the Distribution Licensee to supply electricity to the consumers of the HV-2 category (above 11 KV) and HV-2 category (at 11 KV) is working out as shown in the Table below:

Table -: COST OF SUPPLY APPROVED BY THE COMMISSION FOR FY 2014-15

S No.	Categories	Wheeling Charge (D)	Wt. Avg. Power Purchase Cost (C)	System Loss (L)	Total Cost
1	HV Categories above 11 KV	0.336	6.376	4.00%	6.968
2	HV Categories at 11 KV	0.538	6.376	8.00%	7.424


Chief Engineer (R.A.U.)
UPPCL, Shakti Bhawan Estate,
14-Ashok Marg, Lucknow



Determination of ARR and Tariff of DVVNL for FY
2014-15 and True-up of FY 2008-09 to FY 2011-12


- 10.5.10 The impact of migration / shifting of consumers from the network of the incumbent Distribution Licensee on the consumer mix and revenues of a particular Distribution Licensee shall be reviewed by the Commission from time to time as may be considered appropriate.
- 10.5.11 The Commission has approved levy of Regulatory Surcharge for recovery of cumulative regulatory asset created for the Licensee, which is a part of the tariff charged to different consumer categories. Hence, the Cross Subsidy Surcharge has been computed by subtracting the avoidable cost of supply for the Open Access consumers from the tariff applicable for the relevant consumer, which also includes the applicable Regulatory Surcharge.
- 10.5.12 The category-wise Cross Subsidy Surcharge approved by the Commission for FY 2014-15 is as given in the Table below:

Table -: CROSS SUBSIDY SURCHARGE APPROVED BY THE COMMISSION FOR FY
2014-15

S No.	Categories	Average Billing Rate	Average Billing Rate (inclusive of Regulatory Surcharge) "T"	Cost of Supply for computing CSS	Cross Subsidy Surcharge "CSS"
1	HV-1 (Supply at 11 kV)	8.35	8.79	7.424	1.37
2	HV-1 (Supply above 11 kV)	7.33	7.71	6.968	0.74
3	HV-2 (Supply at 11 kV)	7.77	8.18	7.424	0.75
4	HV-2 (Supply above 11 kV)	7.07	7.44	6.968	0.47
5	HV-3 (Supply above 11 kV)	7.30	7.68	6.968	0.72
6	HV-4 (Supply at 11 kV)	7.67	8.07	7.424	0.64
7	HV-4 (Supply above 11 kV)	7.33	7.71	6.968	0.74

10.6 ADDITIONAL SURCHARGE

- 10.6.1 It has been observed by the Commission that there has been considerable amount of load shedding which implies that there is a power deficit scenario. In such a case if any consumer avails open access, the Licensee does not really have to reduce the power procurement from the tied up sources. The distribution licensee in such a scenario still has large number of consumers to whom the available electricity can be supplied and there will not be any


Chief Engineer (R.A.U.)
UPCL, Shakti Bhawan Extn.
14-Ashok Marg, Lucknow.




*Determination of ARR and Tariff of DVVNL for FY
2014-15 and True-up of FY 2008-09 to FY 2011-12*

stranded costs. Considering the above, the Commission has approved additional surcharge for FY 2014-15 as Nil (zero).

10.7 OTHER CHARGES

- 10.7.1 The Commission to encourage the Open access in the State rules that the standby charges, grid support charges and parallel operations charges shall be zero in case of Open Access consumers.


Chief Engineer (R.A.C.)
UPPCL, Shakti Bhawan Extn.
16-Ashok Marg, Lucknow.



6. OPEN ACCESS CHARGES

6.1 BACKGROUND:

6.1.1 The Commission has issued Uttar Pradesh Electricity Regulatory Commission (Terms and Conditions for Open Access) Regulations, 2004 (in short 'UPERC Open Access Regulations') vide notification no. UPERC/Secy./Regulations/05-249 dated 7th June, 2005 to operationalize long term and short term open access in the State. The Regulations also provides that effective from 1st April, 2008 any consumer with demand of above 1 MW can avail open access of transmission and distribution systems.

6.1.2 Subsequently, the Commission has also made / finalized the necessary regulatory framework as below:

- a. UPERC (Terms and Conditions for Open Access) (First Amendment) Regulations, 2009 that includes among others detailed procedure(s) for Long-Term Open Access and Short-Term Open Access for use of distribution system, with or without transmission system;
- b. Model Bulk Power Wheeling Agreement (BPWA) for availing wheeling services of Distribution Licensee(s);
- c. Procedures for Scheduling, Dispatch, Energy Accounting, UI Accounting and Settlement System of electricity transmitted through the State grid for the electricity drawn by Distribution Licensee(s) from outside and / or within the State.


6.1.3 Further, the Commission has also advised the SLDC to develop procedure for energy accounting of electricity drawn from the grid by an open access consumer who is connected with the distribution system or electricity injected into the grid by a generating station embedded in the distribution system.

6.1.4 In absence of procedures and guidelines from State Transmission Utility (in short 'STU') and State Load Despatch Centre (in short 'SLDC'), the Commission, on its own motion, has made detailed procedures for long term and short



term open access which covers all aspects, which the Regulations direct by way of an amendment. The "Uttar Pradesh Electricity Regulatory Commission (Terms and Conditions for Open Access) (First Amendment) Regulations, 2009 dated 18.6.09", came into force from the date it is notified in the Gazette.

- 6.1.5 The said amendment, which includes procedures for Long-Term Open Access and Short-Term Open Access mainly, focuses on:
- a. Operationalisation of long-term and short-term use of intra-State transmission and distribution system by generating companies including captive plants /renewable energy plants, distribution / trading Licensees and open access customers with sustained development of transmission and distribution systems in 'proper and coordinated' manner for conveyance of electricity.
 - b. Operationalisation of time-block wise accounting of the quantity of electricity transmitted through State grid and stating the responsibilities of STU for weekly metering and of SLDC for scheduling, dispatch and energy accounting including UI accounting.
 - c. Requirement of Bulk Power Transmission Agreement for use of transmission network and Bulk Power Wheeling Agreement for use of distribution network for long-term open access transactions.
- 6.1.6 The Electricity Act, 2003 has defined the Open Access as non discriminatory provisions for use of transmission lines or distribution system or associated facilities. **Having regards to operation constraints and other relevant factors, the Commission directs that the Open Access shall be allowed by the Distribution Licensees as per the provisions outlined by the Commission in its Regulations and amendments from time to time.**
- 6.1.7 The Commission has finalized the model Bulk Power Transmission Agreement (BPTA) and Supplementary BPTA for availing transmission services of UPPTCL.
- 6.1.8 The Commission has also finalized model Bulk Power Wheeling Agreement (BPWA) which is to be signed between a Distribution Licensee and long term


Chief Engineer (R.A.U.)
UPPCL, Shakti Bhawan Bldg.
M. Ashok Marg, Lucknow.
Page 230




customer to agree therein, inter alia, to make payment of wheeling charge, surcharge and additional surcharge, if any, for use of the distribution system.

6.2 OPEN ACCESS CHARGES

- 6.2.1 The Commission in the Tariff Order for UPPTCL has determined the Transmission Charges payable by Open Access users for use of UPPTCL transmission network for transmission of electricity. Similarly, the Commission in this Order has also determined the wheeling charges payable by the Open Access users for utilising the distribution network of the Distribution Licensees for wheeling of electricity.

6.3 WHEELING CHARGES

- 6.3.1 Clauses 2.1 (2) and (3) of the Distribution Tariff Regulations, 2006 specify that the ARR / Tariff filing by the Distribution Licensee shall separately indicate Aggregate Revenue Requirement (ARR) for Wheeling function and Retail Supply function embedded in the distribution function and that till such time complete segregation of accounts between Wheeling and Retail Supply function takes place, ARR proposals for Wheeling and Retail Supply function shall be submitted on the basis of an allocation statement to be prepared by the Distribution Licensee based on their best judgement.
- 6.3.2 The Licensee, in its Petition, has followed the allocation in accordance with the approach followed by the Commission in the previous Order. As there is no basis submitted by the Licensee in its filing, the Commission finds merit in considering the allocation into Retail Supply and Wheeling Function as per the methodology adopted in the previous Tariff Order. The allocation of ARR for DVVNL, MVVNL, PVVNL and PuVVNL into wheeling function and retail function as approved by the Commission for FY 2015-16 is as shown in the Table below:


Anshu Chief Engineer (R.A.C.)
18-Ashtok Marg, Lashmow.



Determination of ARR and Tariff of DVVNL for FY
2015-16 and True-up of FY 2012-13


Table -: WHEELING & RETAIL SUPPLY ARR FOR FY 2015-16 (Rs. Crore)

Particulars	Allocation %		Allocation FY 2015-16		
	Wheeling	Supply	Wheeling	Supply	Total
Power Purchase Expenses (incl PGCIL charges)	0%	100%	0.00	40,825.88	40,825.88
Apportionment of O&M Expenses & Interest & Finance Charges of UPPCL	0%	100%	0.00	0.00	0.00
Transmission Charges - Intra state (incl SLDC Charges)	0%	100%	0.00	1,647.75	1,647.75
Gross O&M Expenses			2,140.30	1,068.16	3,208.46
Gross Employee cost	60%	40%	1,165.27	776.85	1,942.11
Gross A&G expenses	40%	60%	131.74	197.61	329.35
Gross R&M expenses	90%	10%	843.29	93.70	936.99
Gross Interest & Finance charges	90%	10%	1,582.16	175.80	1,757.95
Depreciation	90%	10%	951.42	105.71	1,057.13
Total Expenditure			4,673.87	43,823.29	48,497.17
Expense capitalization			415.37	170.70	586.07
Employee cost capitalized	60%	40%	174.79	116.53	291.32
Interest capitalized	90%	10%	220.82	24.54	245.35
A&G expenses capitalized	40%	60%	19.76	29.64	49.40
Net Expenditure			4,258.50	43,652.59	47,911.10
Provision for Bad & Doubtful debts	0%	100%	0.00	0.00	0.00
Provision for Contingency Reserve	0%	100%	0.00	0.00	0.00
Total net expenditure with provisions			4,258.50	43,652.59	47,911.10
Add: Return on Equity	90%	10%	0.00	0.00	0.00
Less: Non Tariff Income	0%	100%	0.00	105.98	105.98
Annual Revenue Requirement (ARR)			4,258.50	43,546.61	47,805.12

6.3.3 Based on the above, the wheeling charges for FY 2015-16 are as shown in the Table below:

Table -: WHEELING CHARGES FOR FY 2015-16

S. No	Particulars	Units	Approved FY 2015-16
1	Wheeling ARR	Rs. Crore	4,258.50
2	Retail sales (PVVNL, DVVNL, MVVNL, PuVVNL)	MU	74,001
3	Average Wheeling charge	Rs./kWh	0.575


 Chief Engineer (R.A.C.)
 UPPCL, Shakti Bhawan Bldg.
 14-Ashok Road, Lucknow.
 Page 232




- 6.3.4 The Commission, in order to encourage Open Access transactions in the State, has further tried to segregate the wheeling charges payable by consumers seeking Open Access based on the voltage levels at which they are connected to the distribution network. However, in absence of voltage level wise break-up of expenses and asset details, the Commission has considered an interim allocation of costs at various voltage levels and approved the following wheeling charges payable by Open Access customers based on the voltage level at which they are connected with the distribution network.
- 6.3.5 The charges have been worked out on the assumption that the wheeling expenses at 11 kV voltage level shall be 80% of the average wheeling charges determined for the Wheeling function of all Distribution Licensees and that for wheeling at voltages above 11 kV shall be 50% of the average wheeling charges. Further, as specified in the Tariff Order of UPPTCL for FY 2015-16, the Commission has considered the transmission open access charges for short term open access at the same level as approved for Long term open access. In view of the same the Commission has approved the short term distribution wheeling charges same as long term wheeling charges.

Table -: APPROVED VOLTAGE-WISE WHEELING CHARGES FOR FY 2015-16

S. No.	Particulars	Units	Approved FY 2015-16
1	Connected at 11 kV		
I	Long Term (@ 80% of Average Wheeling Charge)	Rs./kWh	0.460
II	Short Term (@ 80% of Average Wheeling Charge)	Rs./kWh	0.460
2	Connected above 11 kV		
I	Long Term (@ 50% of Average Wheeling Charge)	Rs./kWh	0.288
II	Short Term (@ 50% of Average Wheeling Charge)	Rs./kWh	0.288

- 6.3.6 In addition to the payment of wheeling charges, the customers also have to bear the wheeling losses in kind. The Commission has been seeking voltage level loss data from the utility but the same has not been forthcoming. Further, it is also logical that the open access customers have to bear only the technical losses in the system, and should not be asked to bear any part of the commercial losses.


Chief Engineer, UPRC
UPPCL, Shakti Bhawan Exch.
14, Ashok Marg, Lucknow.



- 6.3.7 The Commission has considered the wheeling loss applicable for Open Access transactions entailing drawl at 11 kV voltage level as 8%, and that for drawl at voltages above 11 kV voltage level as 4% which is in line with the approach adopted by the Commission in its Tariff Order for FY 2014-15 as well as submitted by Petitioner during the proceedings in the matter of ARR / Tariff determination of FY 2015-16.
- 6.3.8 The open access charges and the losses to be borne by the Open Access customers may be reviewed by the Commission on submission of the relevant information by the Licensee.
- 6.3.9 The wheeling charges determined above shall not be payable if the Open Access customer is availing supply directly from the state transmission network.

6.4 CROSS SUBSIDY SURCHARGE

- 6.4.1 As regards the Cross Subsidy Surcharge, Regulation 6.6 of the Distribution Tariff Regulations, 2006 specifies as follows:

"6.6 Surcharge

1. *Till such time the cross subsidies are eliminated, the open access consumer shall pay to the distribution licensee a cross subsidy surcharge in addition to wheeling charges. Surcharge to be levied on the open access consumer shall be determined by the Commission keeping in view the loss of cross-subsidy from the consumers or category of consumers who have opted for open access to take supply from a person other than the incumbent distribution licensee.*

2. *When open access is allowed the surcharge for the purpose of sections 38, 39, 40 and sub-section 2 of section 42 would be computed as the difference between (i) the tariff applicable to the relevant category of consumers and (ii) the cost of the distribution licensee to supply electricity to the consumers of the applicable class. In case of a consumer opting for open access, the distribution licensee could be in a position to discontinue purchase of power at the margin in the merit order. Accordingly, the cost of supply to the consumer for this purpose may be computed as the*



aggregate of (a) the weighted average of power purchase costs (inclusive of fixed and variable charges) of top 5% power at the margin, excluding liquid fuel based generation, in the merit order approved by the UPERC adjusted for average loss compensation of the relevant voltage level and (b) the transmission and distribution wheeling charges as determined in accordance with the UPERC Terms and Conditions for Determination of Distribution and Transmission Tariff Regulations as amended from time to time.

Cross Subsidy Surcharge formula:

$$S = T - [C (1 + L / 100) + D]$$

Where

S is the cross subsidy surcharge

T is the Tariff payable by the relevant category of consumers;

C is the Weighted average cost of power purchase of top 5% at the margin excluding liquid fuel based generation and renewable power


D is the Wheeling charges for transmission and distribution of power.

L is the system Losses for the applicable voltage level, expressed as a percentage

The cross-subsidy surcharge shall be brought down progressively and, as far as possible, at a linear rate to a maximum of 20% of its opening level by the year 2010-11.

...

5. However, in order to facilitate open access, the Commission may adopt a procedure different from the procedure stated above for the calculation of cross subsidy surcharge consistent with the provisions of the EA 2003 and the spirit of the tariff policy after considering the view points of licensee and the open access customer."


Chief Engineer, A & C
UPPCL, Shakti Bhawan Extn.
10-Ashok Marg, Lucknow.



- 6.4.2 The Commission has computed the cross-subsidy surcharge for Open Access consumers in accordance with the methodology specified in Clause 6.6 of Distribution Tariff Regulations.
- 6.4.3 As per Clause 6.6, the Cross Subsidy Surcharge is to be computed based on the difference between (i) the tariff applicable to the relevant category of consumers and (ii) the cost of the Distribution Licensee to supply electricity to the consumers of the applicable class. In case of a consumer opting for open access, the Distribution Licensee could be in a position to discontinue purchase of power at the margin in the merit order. Accordingly, the Commission has computed the cost of supply to the consumer for this purpose as the aggregate of (a) the weighted average of power purchase costs (inclusive of fixed and variable charges) of top 5% power at the margin, excluding renewable and liquid fuel based generation, adjusted for average loss compensation of the relevant voltage level, and (b) the distribution wheeling charges as determined in the preceding section.
- 6.4.4 The Commission has computed the Cross Subsidy Surcharge for the relevant consumer categories using the following formula:

$$S = T - [C (1 + L / 100) + D]$$

Where


S is the cross subsidy surcharge

T is the Tariff payable by the relevant category of consumers;

C is the Weighted average cost of power purchase of top 5% at the margin excluding liquid fuel based generation and renewable power. In case of UP, this works out to Rs. 6.63 / kWh considering the cost of marginal power purchase sources of Harduaganj, Bajaj Hindustan, Parabati ST – III and Rosa Power Project.

D is the wheeling charges.

L is the system losses for the applicable voltage level, expressed as a percentage, which is considered as 4% for HT Categories (above 11 KV) and 8% for HT Categories (at 11 KV).


Chief Engineer (R.A.U.)
UPPCL, Shakti Bhawan Extn.
14 Ashok Marg, Lucknow.



- 6.4.5 The cost of the Distribution Licensee to supply electricity to the consumers of the HV-2 category (above 11 KV) and HV-2 category (at 11 KV) is working out as shown in the Table below:

Table -: COST OF SUPPLY APPROVED BY THE COMMISSION FOR FY 2015-16

S No.	Categories	Wheeling Charge (D)	Wt. Avg. Power Purchase Cost (C)	System Loss (L)	Total Cost
1	HV Categories above 11 KV	0.288	6.63	4.00%	7.18
2	HV Categories at 11 KV	0.460	6.63	8.00%	7.62

- 6.4.6 The impact of migration / shifting of consumers from the network of the incumbent Distribution Licensee on the consumer mix and revenues of a particular Distribution Licensee shall be reviewed by the Commission from time to time as may be considered appropriate.
- 6.4.7 The Commission has approved levy of Regulatory Surcharge for recovery of cumulative regulatory asset created for the Licensee, which is a part of the tariff charged to different consumer categories. Hence, the Cross Subsidy Surcharge has been computed by subtracting the avoidable cost of supply for the Open Access consumers from the tariff applicable for the relevant consumer, which also includes the applicable Regulatory Surcharge.
- 6.4.8 The category-wise Cross Subsidy Surcharge approved by the Commission for FY 2015-16 is as given in the Table below:

**Table -: CROSS SUBSIDY SURCHARGE APPROVED BY THE COMMISSION FOR FY
2015-16**

S No.	Categories	Average Billing Rate	Average Billing Rate (inclusive of Regulatory Surcharge) "T"	Cost of Supply for computing CSS	Cross Subsidy Surcharge "CSS"
1	HV-1 (Supply at 11 kV)	8.66	9.28	7.62	1.66
2	HV-1 (Supply above 11 kV)	7.66	8.21	7.18	1.03
3	HV-2 (Supply at 11 kV)	7.61	8.15	7.62	0.53
4	HV-2 (Supply above 11 kV)	6.92	7.42	7.18	0.23
5	HV-3 (Supply above 11 kV)	7.34	7.86	7.18	0.68



Determination of ARR and Tariff of DVVNL for FY
2015-16 and True-up of FY 2012-13


S No.	Categories	Average Billing Rate	Average Billing Rate (inclusive of Regulatory Surcharge) "T"	Cost of Supply for computing CSS	Cross Subsidy Surcharge "CSS"
6	HV-4 (Supply at 11 kV)	7.53	8.06	7.62	0.44
7	HV-4 (Supply above 11 kV)	7.20	7.71	7.18	0.53

6.5 ADDITIONAL SURCHARGE

6.5.1 It has been observed by the Commission that there has been considerable amount of load shedding which implies that there is a power deficit scenario. In such a case if any consumer avails open access, the Licensee does not really have to reduce the power procurement from the tied up sources. The distribution licensee in such a scenario still has large number of consumers to whom the available electricity can be supplied and there will not be any stranded costs. Considering the above, the Commission has approved additional surcharge for FY 2015-16 as Nil (zero).

6.6 OTHER CHARGES

6.6.1 The Commission to encourage the Open access in the State rules that the standby charges, grid support charges and parallel operations charges shall be zero in case of Open Access consumers.


Chief Engineer (R.A.U.)
UPPCL, Shakti Bhawan Extn.
14-Ashok Marg, Lucknow

Annexure-12

Input Energy Rate, AIR, ATR for Billing Period & Base Year, Billing Efficiency and Compounding amount
statement of M/s Torrent from April 2014 to Mar-2015

MONTH	INPUT ENERGY RATE FOR BILLING PERIOD (RS/KWH)	ANNUALISED INPUT RATE AS PER DFA (RS/KWH)	ATR FOR BILLING PERIOD (RS/KWH)	ATR FOR BASE YEAR (RS/KWH)	TIR	BILLING EFFICIENCY	COMPOUNDING AMOUNT PAID TO GOVT. (RS LAC)
1	2	3	4	5	6	7	8
Apr-14	3.12	2.26	6.32	4.58	1.38	53.82	6.32
May-14	2.98	2.26	6.04	4.58	1.32	57.00	2.56
Jun-14	2.92	2.26	5.92	4.58	1.29	62.37	2.70
Jul-14	2.81	2.26	5.70	4.58	1.24	64.83	3.12
Aug-14	2.93	2.26	5.94	4.58	1.30	68.54	6.22
Sep-14	2.97	2.26	6.02	4.58	1.31	65.39	4.34
Oct-14	3.03	2.26	6.13	4.58	1.34	66.15	6.06
Nov-14	3.31	2.26	6.71	4.58	1.46	67.59	2.52
Dec-14	3.42	2.26	6.94	4.58	1.51	56.02	5.73
Jan-15	3.36	2.26	6.81	4.58	1.49	52.65	6.02
Feb-15	3.38	2.26	6.85	4.58	1.50	67.16	2.98
Mar-15	3.39	2.26	6.87	4.58	1.50	61.57	4.36

MONTH	INPUT ENERGY RATE FOR BILLING PERIOD (RS/KWH)	ANNUALISED INPUT RATE AS PER DFA (RS/KWH)	ATR FOR BILLING PERIOD (RS/KWH)	ATR FOR BASE YEAR (RS/KWH)	TIR	BILLING EFFICIENCY	COMPOUNDING AMOUNT PAID TO GOVT. (RS LAC)
1	2	3	4	5	6	7	8
Apr-15	3.39	2.36	6.58	4.58	1.44	61.45%	5.46
May-15	3.30	2.36	6.41	4.58	1.40	63.21%	6.34
Jun-15	3.29	2.36	6.38	4.58	1.39	69.88%	5.32
Jul-15	3.56	2.36	6.92	4.58	1.51	71.67%	4.86
Aug-15	3.70	2.36	7.18	4.58	1.67	69.20%	6.18

Chief Engineer (R.A.S.)
OPPCB, Shakti Bhawan Bhubaneswar
14, Ashok Marg, Lucknow

(Signature)

Energy Received, Energy Sold, Line Losses, Assessment, Realization, AT&C losses, Realization rate, E.D Amount Paid to Govt. (Rs. Lac)
Amount Paid Statement of M/s Torrent from April-2014 to March-2015

MONTH	Energy Received (MU)	Energy Sold (MU)	Line Losses(%)	Assessment(Rs. Lac)	Realization (Rs. Lac)	% Realization	AT&C losses	Realization rate (Rs./UNIT)	E.D Amount Paid to Govt. (Rs. Lac)
1	2	3	4	5	6	7	8	9	10
Apr-14	179.90	96.83	46.18%	6,648.86	6,866.10	103%	44.42%	3.82	345.21
May-14	219.69	125.22	43.00%	8,148.60	7,682.09	94%	46.27%	3.50	429.14
Jun-14	229.66	143.24	37.63%	9,216.64	8,638.64	94%	41.54%	3.76	425.68
Jul-14	229.54	148.80	35.17%	9,380.09	9,152.83	98%	36.74%	3.99	441.90
Aug-14	195.63	134.08	31.46%	8,846.93	10,842.50	123%	16.00%	5.54	497.72
Sep-14	186.97	122.27	34.61%	8,239.52	7,700.06	93%	38.89%	4.12	557.48
Oct-14	175.39	116.01	33.85%	8,016.16	8,103.25	101%	33.13%	4.62	575.39
Nov-14	139.69	94.41	32.41%	7,023.02	7,057.40	100%	32.08%	5.05	427.09
Dec-14	151.07	84.62	43.98%	6,512.57	6,748.84	104%	41.95%	4.47	468.46
Jan-15	167.54	88.22	47.35%	6,681.80	6,076.42	91%	52.12%	3.63	398.88
Feb-15	129.65	87.07	32.84%	6,093.68	7,959.06	131%	12.28%	6.14	454.92
Mar-15	143.74	88.51	38.43%	6,191.00	6,485.83	105%	35.49%	4.51	336.17
Total	2,148.47	1,329.28	38.13%	90,998.86	93,313.02	103%	36.56%	4.34	5,358.04

MONTH	Energy Received (MU)	Energy Sold (MU)	Line Losses(%)	Assessment(Rs. Lac)	Realization (Rs. Lac)	% Realization	AT&C losses	Realization rate (Rs./UNIT)	E.D Amount Paid to Govt. (Rs. Lac)
1	2	3	4	5	6	7	8	9	10
Apr-15	175.19	108.10	38.29%	7,847.38	7,863.59	100.21%	38.17%	4.49	442.60
May-15	223.47	140.39	37.18%	9,728.96	9,845.84	101.20%	36.42%	4.41	361.37
Jun-15	226.62	158.37	30.12%	10,861.01	10,824.54	99.66%	30.35%	4.78	474.51
Jul-15	224.96	161.23	28.33%	11,953.98	10,991.80	91.95%	34.10%	4.89	606.52
Aug-15	220.62	152.66	30.80%	11,715.72	11,171.53	95.36%	34.02%	5.06	550.64
Sep-15	202.86	149.22	26.44%	11,129.33	10,447.88	93.88%	30.94%	5.15	594.09
Oct-15	184.35	136.21	26.12%	10,520.38	9,637.17	91.60%	32.32%	5.23	629.75
Nov-15	135.77	106.87	21.29%	8,617.07	9,245.22	107.29%	15.55%	6.81	557.98
Total	1,593.84	1,113.06	30.17%	82,373.82	80,027.57	97.15%	37.15%	5.02	4,217.46


Chief Engineer (R.A.W.)
SPFCE, Shakti Bhawan Bstp
14-Asok Marg, Lucknow

Toront Ag 888
MONTH: MARCH 2015

NAME CATEGORY	DESCRIPTION	NO OF CONSUMERS	LOAD IN KW	UNITS BILLED IN FEB 15	BUSES BILLED (BY MAIN 25% @ 2.58 and 2.88%)	ELECTRICITY DUTY (R)	GROSS ENERGY BILLED (R)	ELECTRICITY DUTY (R)	NET ENERGY BILLED	REPARATION IN APR. 15 (of MAR-15)	COLL. EFF. (%)	UNITS BILLED	BILLING (R)	REPARATION (R)	COLL. EFF. %	
																INPUT ENERGY 2014-15 (MMU)
LMV-1	Other Metrol/ Domestic	108,181	460,227	28,951,409	162,560,419	7,686,334	170,562,728	7,686,334	162,879,062	176,827,210	103.80%	542,576,186	2,882,672,768	2,988,880,248	99.31%	
LMV-1	Supply of Single Point for Bulk Load	32	25,922	3,732,840	21,983,503	284,288	22,267,796	284,288	21,983,503	20,582,770	97.48%	58,171,947	297,084,746	291,145,555	97.69%	
LMV-1	Life line consumers	100,001	119,974	8,089,419	33,978,765	1,503,153	32,475,612	1,503,153	30,972,459	30,528,566	101.28%	110,012,850	457,644,111	456,381,849	97.48%	
LMV-1	Total	208,209	606,122	40,773,637	218,522,686	9,489,771	227,010,417	9,489,771	217,520,646	237,940,246	102.30%	710,761,983	3,737,857,625	3,696,207,653	98.89%	
LMV-2	Private Advertising/Sign Board/Sign Board/Sign Sign/Fix	124	122	7,714	124,221	684	124,221	684	124,221	101,216	100.43%	92,485	2,352,227	2,358,794	101.55%	
LMV-2	Other Metrol Non-Domestic Supply	54,661	151,350	10,908,110	101,899,077	7,219,260	110,115,828	7,219,260	102,895,520	11,540,066	101.37%	175,699,604	1,606,710,046	1,587,187,658	99.47%	
LMV-2	Watered	54,785	151,472	10,915,824	103,070,289	7,220,485	110,290,743	7,220,485	103,070,289	11,732,036	101.31%	175,189,789	1,607,870,572	1,589,678,449	99.47%	
LMV-3	Unmetered supply for Gramercywell	24	769	2,767,640	20,090,601	3,820,506	23,911,107	3,820,506	20,090,601	2,440,970	10.00%	29,017,109	271,929,949	256,660,482	97.70%	
LMV-3	Metered supply for Nagar Nagar	35	866	146,098	1,160,664	91,014	1,251,678	91,014	1,160,664	1,228,930	98.50%	1,051,609	7,782,722	7,620,605	181.93%	
LMV-3	Metered supply for Nagar Nagar/ADK	59	8,505	2,896,688	21,266,314	3,903,534	25,169,848	3,903,534	21,266,314	3,669,900	14.68%	30,086,408	279,715,740	240,090,447	89.79%	
LMV-3	TOTAL	422	5,432	890,599	7,886,687	413,444	7,800,243	413,444	7,386,803	13,528,117	182.65%	12,288,177	113,053,344	121,287,280	106.58%	
LMV-4	PUBLIC INSTITUTION (LMV-4A)	1,151	7,816	5,898,818	5,898,818	413,041	6,311,859	413,041	5,898,818	6,286,842	106.57%	106,572	112,984,177	112,868,438	99.97%	
LMV-4	PUBIC INSTITUTION (LMV-4B)	1,151	7,816	5,898,818	5,898,818	413,041	6,311,859	413,041	5,898,818	6,286,842	106.57%	106,572	112,984,177	112,868,438	99.97%	
LMV-4	TOTAL	2,302	15,632	11,797,636	11,797,636	826,082	12,623,718	826,082	11,797,636	12,573,684	106.57%	213,144	225,968,354	225,136,922	100.43%	
LMV-5	Watered private tubewell/pumping sets Urban Schedule	310	2,378	286,548	4,775,327	4,734,043	4,734,043	4,734,043	4,734,043	74,416,483	101.24%	3,020,991	228,327,901	226,433,228	100.62%	
LMV-6	PUBLIC WATER WORKS	406	9,813	1,696,486	16,095,800	13,956	16,095,800	13,956	16,095,800	73,139,349	22.68%	19,512,710	97,284,053	190,96,174	367,412,819	192.48%
LMV-6	STREET LIGHT WELL	7	430	30,722	247,256	59,867	263,212	59,867	247,256	3,279,639	136.26%	266,063	2,318,381	2,197,297	92.19%	
LMV-6	TELEPHONE SUPPLY	1,512	4,824	678,452	6,171,513	59,867	6,231,380	59,867	6,171,513	6,186,924	99.20%	9,283,146	73,664,008	71,119,793	96.58%	
LMV-9	Unmetered Class IV Employees/Operating staff	154	194	118,987	1,138,598	112,410	1,250,988	112,410	1,138,598	1,083,701	81.85%	682,744	3,785,711	3,785,711	100.00%	
LMV-10	Unmetered Class III Employees/Operating staff	1,387	2,381	118,987	1,138,598	112,410	1,250,988	112,410	1,138,598	1,083,701	81.85%	682,744	3,785,711	3,785,711	100.00%	
LMV-10	Unmetered Class II Employees/Operating staff	201	411	24,784	100,919	6,055	130,974	6,055	100,919	52,786	44.44%	492,840	923,184	924,523	107.64%	
LMV-10	Unmetered Assistant Engineers and equivalent posts	154	319	38,000	123,977	8,042	132,019	8,042	123,977	55,500	41.08%	289,600	566,069	566,069	100.00%	
LMV-10	Unmetered Executive Engineers and equivalent posts	76	199	18,800	60,099	3,684	63,783	3,684	60,099	18,412	30.65%	186,830	352,656	352,656	100.00%	
LMV-10	Unmetered Deputy General Managers and equivalent posts	38	102	11,400	41,264	1,221	42,485	1,221	41,264	18,412	30.65%	28,190	112,752	112,752	100.00%	
LMV-10	Unmetered General Managers and above	19	45	5,700	14,512	1,221	15,738	1,221	14,512	13,116	90.34%	28,190	112,752	112,752	100.00%	
LMV-10	Watered Consumers - all employees	2,284	4,666	293,611	924,366	77,061	1,001,427	77,061	924,366	466,378	46.77%	3,686,118	7,182,828	11,317,880	157.17%	
LMV-10	TOTAL	153	41,639	5,805,613	50,081,735	3,787,663	57,069,398	3,787,663	50,081,735	50,678,525	87.57%	79,846,161	799,070,944	702,188,238	88.00%	
LMV-1	FOR SUPPLY AT 11 KV	8	9,222	2,760,448	22,766,794	1,713,818	24,480,612	1,713,818	22,766,794	19,754,697	84.15%	55,347,205	287,962,902	285,190,388	99.04%	
LMV-1	FOR SUPPLY ABOVE 11 KV	161	51,481	8,949,964	76,366,589	5,003,501	81,370,090	5,003,501	76,366,589	70,529,623	86.45%	115,293,866	997,892,646	987,976,646	98.97%	
LMV-1	TOTAL NON INDUSTRIAL BUL LOAD (RM-1)	263	53,677	13,709,555	107,133,320	6,999,424	114,029,834	6,999,424	107,133,320	115,610,588	101.35%	145,731,767	1,439,319,491	1,354,694,979	100.46%	
LMV-2	FOR SUPPLY AT 11 KV	254	34,607	13,976,422	107,162,227	6,993,406	114,029,834	6,993,406	107,162,227	115,610,588	101.35%	143,731,767	1,439,319,491	1,354,694,979	100.46%	
LMV-2	TOTAL LARGE B HEAVY POWER ABOVE 1000KVTS KW/ HV-2	385,590	971,955	88,279,102	634,156,633	38,976,205	673,132,838	38,976,205	634,156,633	646,632,814	96.60%	1,331,092,793	9,183,473,640	9,229,423,590	101.04%	
	Grand Total															

2014-15
APR-14 TO MAR-15

INPUT ENERGY 2014-15 (MMU) 2,144.07
ENERGY SOLD 2014-15 (MMU) 1,331.09

[Signature]
Chief Engineer (R.A.O.)
Mumbai
Shri V. Phadnis Esq

PARENT CODE	DESCRIPTION	NO OF CONSUMER	LOAD IN KW	Feb-14				2014			
				UNITS BILLED IN FEB-14	GROSS ENERGY BILLED IN FEB-14	ELECTRICITY DUTY BILLED IN FEB-14	NET ENERGY BILLED IN FEB-14	REARSAISON IN FEB-14	UNITS BILLED TILL MONTH (Apr-13 to Feb-14)	WRITING TILL THIS MONTH (Apr-13 to Feb-14)	REARSAISON TILL THIS MONTH (Apr-13 to Feb-14)
LAV-1	Other Metered & Supply at Street	163,653	429,898	78,285,970	168,130,922	2,672,880	160,458,042	169,327,815	461,383,208	2,477,675,328	1,403,820,285
LAV-1	Life line connection	32	27,269	4,986,533	19,891,467	218,005	19,673,462	22,731,693	56,480,815	348,066,936	248,131,875
LAV-1	TOTAL	102,985	102,927	4,838,090	24,042,723	8,92,008	23,061,015	22,653,498	8,07,76,001	353,912,259	317,996,669
LAV-2	Private Metered	126	335,229	12,715,343	122,046,612	6,672,043	103,168,569	114,911,942	396,840,024	3,079,823,222	1,969,148,813
LAV-2	Other Metered N	53,886	148,565	10,795,837	147,147	1,345,790	100,011,499	411,027	202,660	3,103,996	2,465,991
LAV-2	Metered	4,014	149,211	12,271,664	107,289,437	7,145,833	100,150,022	105,627,244	167,540,744	1,471,831,914	1,429,677,788
LAV-3	Unmetered sup	27	6,028	2,892,240	26,847,154	4,017,000	20,830,154	2,707,235	30,155,831	275,999,720	24,305
LAV-3	Metered supply	36	877	213,155	1,774,656	115,633	1,659,023	1,555,843	2,270,429	15,991,545	13,879,345
LAV-3	TOTAL	63	6,905	3,105,395	28,621,810	4,132,633	22,489,177	4,263,168	32,426,260	291,991,265	144,354,004
LAV-4	PUBLIC INSTITUTE	430	5,542	1,218,035	10,127,019	542,870	9,584,149	9,081,321	12,311,011	99,245,384	80,002,907
LAV-4	PRIVATE INSTITUTE	1,082	7,621	73,108	6,943,849	468,176	6,475,673	6,765,557	10,156,305	91,877,130	91,481,444
LAV-4	TOTAL	1,512	13,163	1,291,143	17,070,868	1,010,646	16,060,822	15,846,878	22,467,316	191,122,314	171,483,352
LAV-5	Metered Private	416	3,545	238,270	1,710,120	1,006,646	1,604,474	1,594,878	72,447,376	15,199,245	64,23,578
LAV-5	PUBLIC SCHOOL	414	4,066	7,795,502	74,672,407	4,82,001	69,223,210	74,071,722	66,393,100	785,948,375	218,364,637
LAV-5	STATE GOVT	111	118	14,392	14,110,308	70,647	14,111,655	1,044,133	11,954,455	1,67,407,473	1,69,314
LAV-5	TEMPORARY DU	149	2,004	72,212	5,491,416	44,651	5,446,765	5,441,966	20,202	1,02,114	53,065,617
LAV-5	Unmetered class	156	2,658	84,418	156,955	16,334	150,620	68,777	890,886	1,904,158	1,14,012
LAV-5	Unmetered clinic	277	433	374,463	480,228	35,678	364,647	88,255	1,841,680	5,147,731	3,267,183
LAV-5	Unmetered class	166	335	53,084	130,373	15,666	146,035	26,418	530,670	1,748,710	864,938
LAV-5	Unmetered class	89	210	22,200	45,073	9,472	116,903	28,112	523,228	1,648,117	1,041,085
LAV-5	Unmetered class	41	109	40,000	130,583	15,644	114,939	3,107	146,902	860,696	634,666
LAV-5	Metered consumer	22	50	6,600	25,757	1,870	23,887	62,446	371,424	2,325	880
LAV-5	TOTAL	2,312	5,112	438,220	1,065,164	60,011	940,151	742,128	4,607,204	12,308,814	74,811,115
HV-1	FOR SUPPLY AT I	137	95,944	4,672,918	42,722,885	2,768,900	39,953,986	54,728,208	68,892,154	587,234,561	539,779,107
HV-1	FOR SUPPLY AT I	8	0,522	2,322,371	18,497,410	899,918	17,597,492	18,604,176	33,228,436	291,999,321	245,172,888
HV-1	TOTAL NON IND	145	96,466	6,995,289	61,220,295	3,668,818	57,551,478	73,332,384	102,120,590	879,233,882	784,952,095
HV-2	FOR SUPPLY AT I	230	54,205	101,70,512	82,004,193	5,267,254	77,736,939	89,429,485	136,883,820	1,085,299,695	1,094,849,257
HV-2	TOTAL METER	230	54,205	101,70,512	82,004,193	5,267,254	77,736,939	89,429,485	136,883,820	1,085,299,695	1,094,849,257
Grand Total		311,402	34,481	60,938,413	649,225,710	16,019,973	527,120,737	552,466,020	1,131,139,849	8,000,692,134	7,238,311,470


 Chief Engineer (R.A.S.)
 SPCL. Shakti Bhawan EHS
 14-Ashok Marg, Lucknow.

Nov-15

2015-16

UP TO Nov-2015

TARIFF CATEGORY	DESCRIPTION	NO OF CONSUMERS (Nov-15)	LOAD IN KW	UNITS BILLED IN Nov-15	ENERGY BILLED (Nov-15) including Regulatory Surcharges(₹)	ELECTRICITY DUTY (₹)	GROSS ENERGY BILLED (₹)	ELECTRICITY DUTY (₹)	NET ENERGY BILLED (₹)	REALISATION	COLL. EFF. (%)	UNITS BILLED TILL MONTH	BUILDING TILL THIS MONTH	REALISATION TILL THIS MONTH	COLL. EFF. %
LMV-1	Other Metered Domestic Supply at Single Point for Bulk Load	168,524	465,389	39,654,929	233,050,296	11,503,156	234,553,449	11,503,156	245,950,294	289,653,225	110.25%	457,779,847	2,355,256,444	2,726,084,083	97.92%
LMV-1	Life line consumers	42	26,762	3,754,587	23,500,123	343,756	23,823,879	343,756	23,500,123	21,034,919	90.69%	44,642,717	262,141,939	255,805,159	97.58%
LMV-1	Other Metered Domestic Supply at Single Point for Bulk Load	134,745	1,599,426	51,181,159	317,231,576	14,190,939	331,921,699	14,190,939	317,231,576	366,067,274	110.29%	636,419,530	3,679,990,920	3,570,985,408	97.04%
LMV-1	TOTAL	304,411	626,768	53,008,942	317,231,576	14,190,939	331,921,699	14,190,939	317,231,576	366,067,274	110.29%	636,419,530	3,679,990,920	3,570,985,408	97.04%
LMV-2	Private Advertisers/Sign Post/Sign Board/Grow Sign/Flux	56	113	7,010	206,114	631	206,745	631	206,114	314,068	151.90%	51,669	1,435,702	1,467,075	98.01%
LMV-2	Other Metered Non-Domestic Supply	56,353	154,592	16,088,758	161,094,600	10,562,865	171,657,465	10,562,865	161,094,600	176,722,727	102.95%	142,242,818	1,426,105,945	1,391,269,015	97.56%
LMV-2	Metered	56,409	154,705	16,075,768	161,300,714	10,562,865	171,864,210	10,562,865	161,300,714	177,036,805	103.01%	142,294,487	1,427,541,647	1,392,676,089	97.56%
LMV-3	Un-metered supply for Grampanchayat	23	7,639	2,750,760	24,555,118	4,584,000	29,139,218	4,584,000	24,555,118	74,382,341	255.26%	22,008,212	213,825,648	232,561,345	118.09%
LMV-3	Metered supply for Nagar Nigam A/DK	38	809	1,29,456	1,083,053	71,210	1,234,763	71,210	1,083,053	903,809	79.55%	1,000,205	8,667,066	7,444,258	85.89%
LMV-3	TOTAL	58	8,505	2,880,216	25,638,171	4,656,310	30,224,480	4,656,310	25,638,171	75,286,210	248.68%	23,008,477	222,542,653	260,005,603	116.83%
LMV-4	PUBLIC INSTITUTION (LMV-4A)	408	5,632	1,098,613	9,515,572	531,164	10,046,736	531,164	9,515,572	6,276,392	62.46%	10,016,717	87,777,822	71,819,012	81.82%
LMV-4	PRIVATE INSTITUTION (LMV-4B)	1,238	8,090	1,136,424	10,957,534	731,928	11,689,462	731,928	10,957,534	12,027,411	102.98%	16,422,407	100,160,769	98,795,075	98.64%
LMV-4	TOTAL	1,646	13,722	2,235,037	20,973,106	1,263,092	21,738,197	1,263,092	20,973,106	19,313,803	84.25%	20,439,124	187,933,592	170,613,087	90.78%
LMV-5	Metered private tubewells/pumping sets Urban Schedule	401	3,122	406,696	2,717,085	2,717,085	2,717,085	2,717,085	2,717,085	949,814	34.98%	3,021,477	20,639,027	7,216,006	34.98%
LMV-6	URBAN WATER WORKS	6,405	66,617	8,725,897	86,371,936	5,803,996	92,175,932	5,803,996	86,371,936	91,022,841	96.75%	65,857,453	667,085,683	644,845,089	96.53%
LMV-8	STATE TUBE WELL	106	9,821	1,666,566	17,591,769	1,193,308	18,785,077	1,193,308	17,591,769	772,025	3.84%	13,676,428	144,419,754	85,790,116	59.40%
LMV-9	TEMPORARY SUPPLY	7	110	43,535	355,260	22,500	377,760	22,500	355,260	243,143	64.36%	214,393	1,982,680	1,506,710	76.08%
LMV-10	Unmetered-class IV Employees/Operating staff	1,577	4,744	791,923	7,500,322	70,701	7,571,023	70,701	7,500,322	7,675,295	101.38%	7,155,283	64,851,580	62,315,357	96.38%
LMV-10	Unmetered-class III Employees	605	1,209	60,500	216,513	19,047	235,560	19,047	216,513	78,206	33.20%	512,870	1,795,697	1,317,092	73.41%
LMV-10	Unmetered-Junior Engineers and equivalent posts	199	414	34,825	146,020	10,348	156,368	10,348	146,020	52,222	33.40%	317,749	1,407,281	2,118,712	79.50%
LMV-10	Unmetered-Executive Engineers and equivalent posts	158	325	39,392	134,435	8,345	142,781	8,345	134,435	27,333	19.14%	401,400	1,331,618	1,106,012	83.08%
LMV-10	Unmetered-Deputy General Managers and equivalent posts	79	209	19,750	88,520	4,236	72,756	4,236	88,520	33,799	46.45%	210,634	778,933	672,294	86.31%
LMV-10	Unmetered-General Managers and above	40	105	11,760	32,489	4,312	56,801	4,312	52,489	15,980	29.03%	104,985	539,421	436,047	80.84%
LMV-10	Metered consumers - all employees	22	59	6,800	33,239	2,640	35,889	2,640	33,239	3,728	9.14%	38,890	328,795	274,427	83.46%
LMV-10	TOTAL	2,293	4,719	292,529	1,164,019	92,775	1,256,794	92,775	1,164,019	336,615	28.37%	2,214,524	11,460,408	9,370,616	81.77%
HV-1	FOR SUPPLY AT 11 KV	164	44,193	6,685,734	65,658,054	4,383,577	70,041,631	4,383,577	65,658,054	75,688,481	108.06%	67,615,159	657,334,021	628,998,378	95.67%
HV-1	FOR SUPPLY ABOVE 11 KV	8	9,522	2,416,836	21,022,773	1,235,059	22,257,832	1,235,059	21,022,773	19,442,167	87.35%	25,507,337	222,288,788	212,839,692	95.75%
HV-1	TOTAL NON INDUSTRIAL BUL LOAD (HV-1)	172	53,715	9,102,570	86,680,827	5,618,636	92,299,463	5,618,636	86,680,827	95,130,648	103.07%	93,122,496	879,620,809	841,738,069	95.65%
HV-2	FOR SUPPLY AT 11 KV	250	53,999	9,579,188	85,108,544	5,616,845	90,725,388	5,616,845	85,108,544	91,717,045	101.09%	104,478,296	911,953,932	904,157,793	99.14%
HV-2	TOTAL LARGE & HEAVY POWER ABOVE 100HP(75 KW) HV-2	250	53,999	9,579,188	85,108,544	5,616,845	90,725,388	5,616,845	85,108,544	91,717,045	101.09%	104,478,296	911,953,932	904,157,793	99.14%
	Grand Total	373,735	999,947	106,868,867	812,613,328	49,094,051	861,707,378	49,094,051	812,613,328	924,322,018	107.28%	1,113,054,369	8,220,738,686	7,971,205,937	96.96%

INPUT ENERGY UP TO Nov-15 (MAU)

15993.84163

Handwritten signature and date:
 27/11/15
 2015

Handwritten signature:
 Chief Engineer (K.A.C.)
 APCC & Shakti Bhawan Bldg,
 16-Anshor Marg, Lucknow.

Annexure-13

